
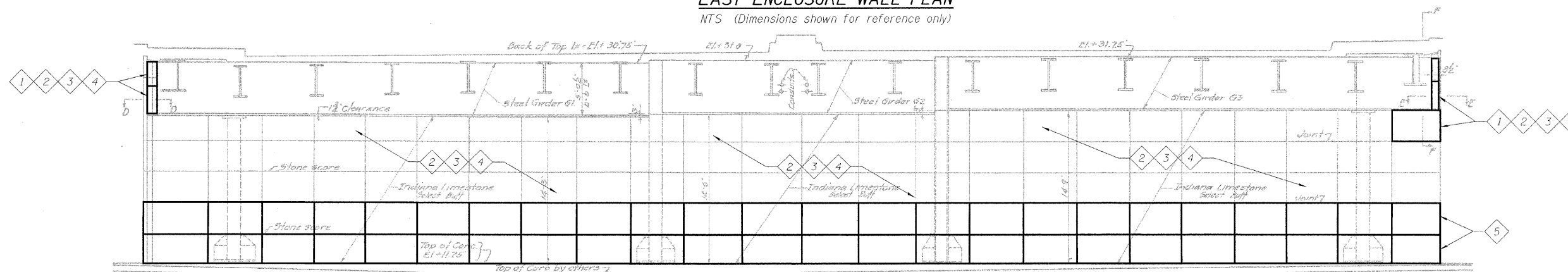


STATE OF ILLINOIS  
DEPARTMENT OF TRANSPORTATION



**EAST ENCLOSURE WALL PLAN**

NTS (Dimensions shown for reference only)



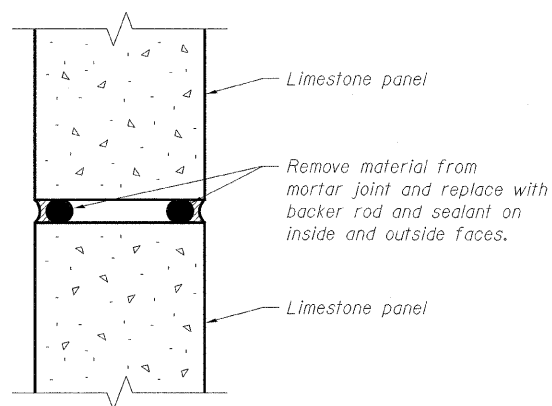
**EAST ENCLOSURE WALL ELEVATION**

NTS (Dimensions shown for reference only)

**KEYED NOTES:**

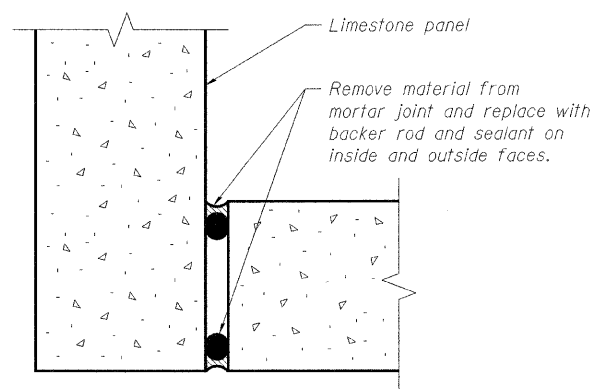
- 1 Reset limestone panel
- 2 Clean all limestone panels - entire facade
- 3 Seal all limestone panels - entire facade
- 4 Remove material from mortar joints - entire facade  
Replace material with backer rod and sealant per typical details on this sheet.
- 5 Remove and replace limestone panel full length.

Note:  
Portions of this drawing are extracted from original drawings for this bridge. Details shown are provided to illustrate the work to be performed.



**TYPICAL HORIZONTAL AND VERTICAL  
PANEL JOINT DETAIL**

NTS



**TYPICAL CORNER PANEL JOINT DETAIL**

NTS

**LEGEND:**

- Existing member to remain
- New member

DESIGNED	K. STOCKIE
CHECKED	J. SHURMAN
DRAWN	E. KIENSTRA
CHECKED	A. HAMMAD

**PB Americas, Inc.**  
230 WEST MONROE STREET,  
SUITE 900  
CHICAGO, IL. 60606

SHEET NO. 140 163 SHEETS	F.A.P RTE.	SECTION	COUNTY	TOTAL SHEETS	SHEET NO.
	389	2424.2B-R	COOK	398	221
			CONTRACT NO. 60D61		
FED. ROAD DIST. NO. 7 ILLINOIS FED. AID PROJECT					

**EAST ENCLOSURE WALL PLAN  
ELEVATION AND JOINT DETAILS  
STRUCTURE NO. 016-2445**