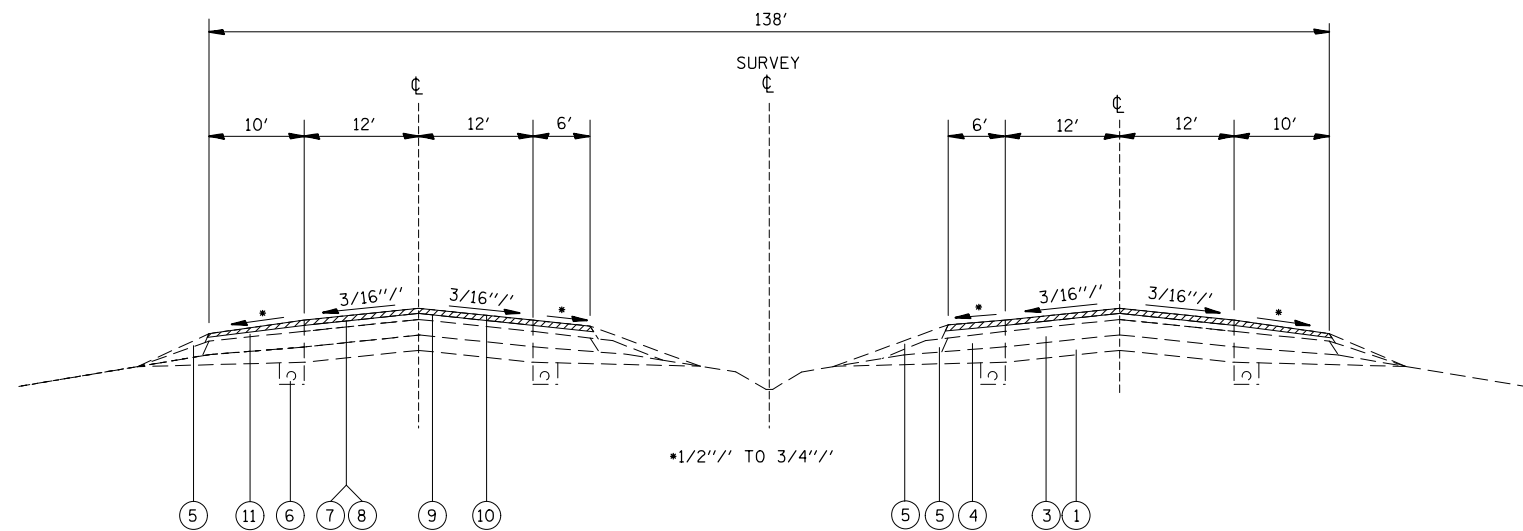
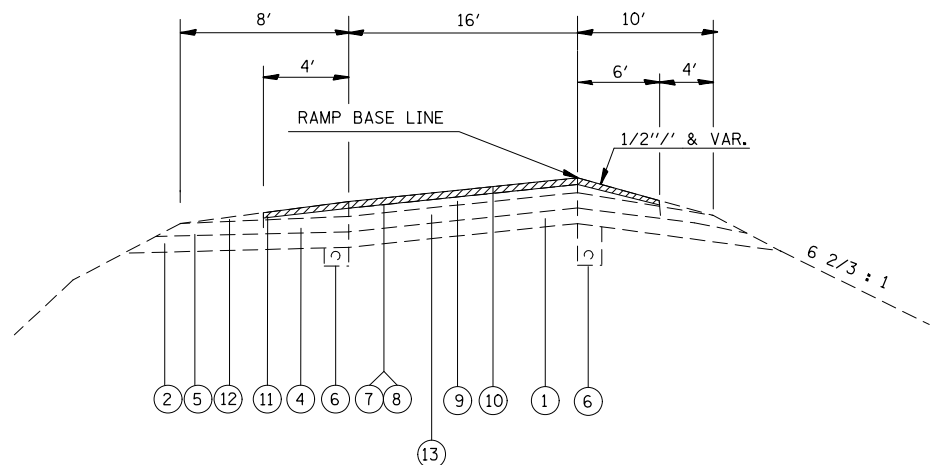


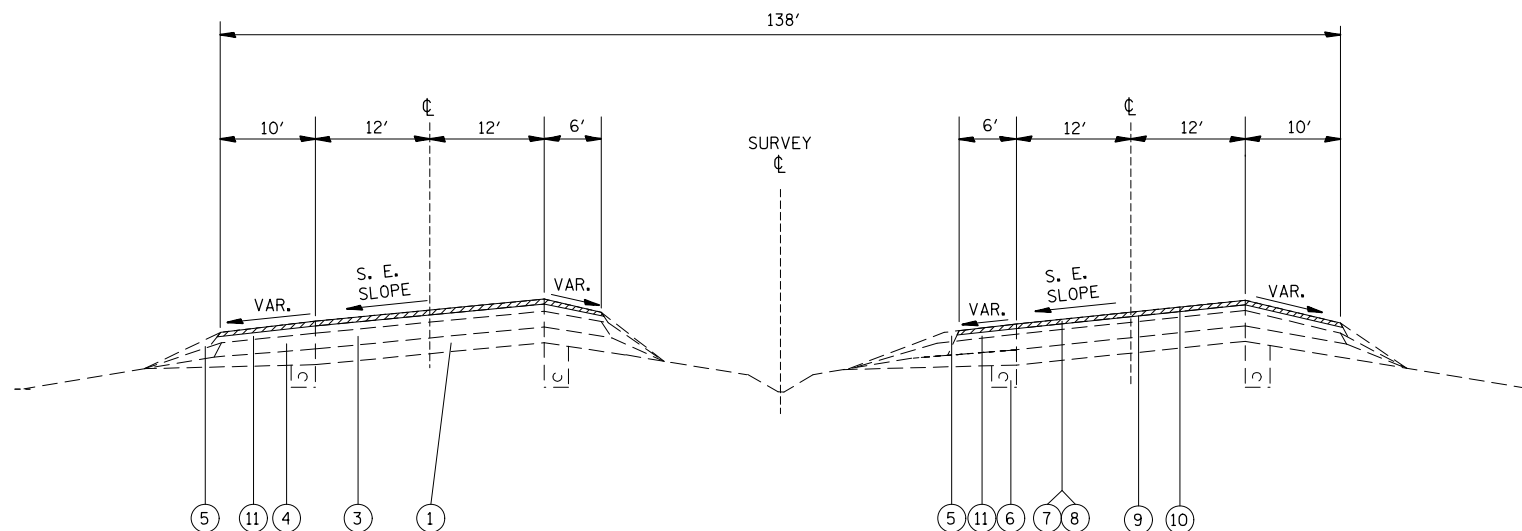
TYPICAL RAMP CROSS SECTION
(SUPERELEVATED RT.)



TYPICAL TANGENT CROSS SECTION



TYPICAL RAMP CROSS SECTION
(SUPERELEVATED LT.)



TYPICAL SUPERELEVATED CROSS SECTION

- ① EXISTING STABILIZED SUB-BASE - 4"
- ② EXISTING TYPE C SUB-BASE - 4"
- ③ EXISTING CONTINUOUSLY REINFORCED P.C.C. PAVEMENT - 8"
- ④ EXISTING STABILIZED SHOULDER
- ⑤ EXISTING AGGREGATE SHOULDERS
- ⑥ EXISTING PIPE UNDERDRAINS (STD. 601001)
- ⑦ EXISTING BITUMINOUS MATERIAL PRIME COAT

- ⑧ EXISTING AGGREGATE PRIME COAT
- ⑨ EXISTING HMA BINDER COURSE, TYPE 1 - 1 3/4"
- ⑩ EXISTING HMA SURFACE COURSE MIX D CL I, TY 1 - 1 1/2"
- ⑪ EXISTING HMA SHOULDER
- ⑫ EXISTING AGGREGATE SHOULDER, TYPE B (WEDGE)
- ⑬ EXISTING P.C.C. PAVEMENT WITH PAVEMENT FABRIC - 8"

HMA SURFACE REMOVAL, 1 1/2"

SEE PLAN SHEETS FOR AREAS OF
VARIABLE DEPTH REMOVAL.

FILE NAME =	USER NAME = conoverpj	DESIGNED -	REVISED -
et:\pw\work\p\dot\conoverpj\d0145718\d876d20-sh-typical.dgn		DRAWN -	REVISED -
	PLOT SCALE = 100.0000' / in.	CHECKED -	REVISED -
	PLOT DATE = 6/13/2014	DATE -	REVISED -

STATE OF ILLINOIS
DEPARTMENT OF TRANSPORTATION

EXISTING TYPICAL SECTIONS

SCALE: SHEET NO. 1 OF 2 SHEETS STA. TO STA.

F.A.I. RTE.	SECTION	COUNTY	TOTAL SHEETS	SHEET NO.
64	95-1,2)RS-1	WASHINGTON	126	11
CONTRACT NO. 76D20				
FED. ROAD DIST. NO. ILLINOIS FED. AID PROJECT				