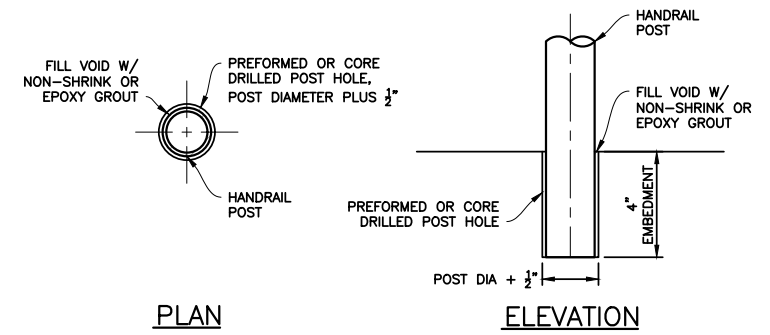
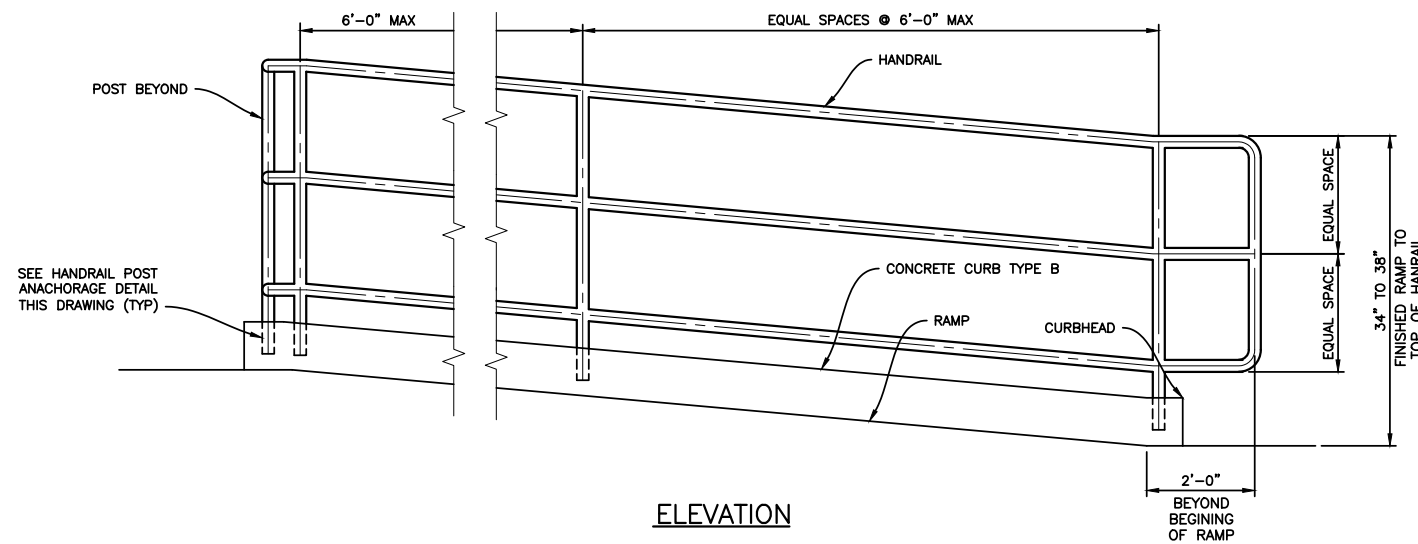
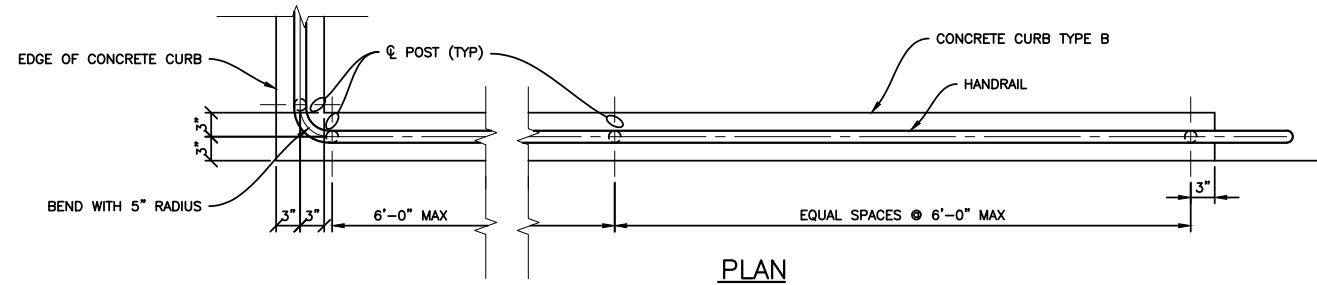


**NOTES:**

1. PEDESTRIAN RAILING PROVIDED ON BOTH SIDES OF RAMP.
2. PEDESTRIAN RAILING IS CONTINUOUS - INCLUDING ON SWITCHBACK.
3. PEDESTRIAN RAILING GRIPPING SURFACES SHALL HAVE ROUNDED EDGES.
4. PEDESTRIAN RAILING IF CIRCULAR SHALL HAVE AN OUTER DIAMETER BETWEEN 1.25 AND 2 INCHES.
5. PEDESTRIAN RAILING IF NON-CIRCULAR SHALL HAVE A CROSS SECTION OF 2.25 INCHES OR LESS.
6. PEDESTRIAN RAILING GRIPPING SURFACES SHALL EXTEND MINIMUM 12-INCHES BEYOND AND IN THE SAME DIRECTION AS THE RAMP.
7. PEDESTRIAN RAILING SHALL BE ALUMINUM RAILING, POWDER COATED BLACK WITH MANUFACTURES STANDARD POWDER COAT CONFORMING TO AAMA 2604 (AMERICAN ARCHITECTURAL MANUFACTURES ASSOCIATION).



**HANDRAIL POST ANCHORAGE DETAIL**  
NTS



**PEDESTRIAN RAILING DETAIL**  
NTS

PLAN	SURVEYED	DATE
	PLOTTED	
	CHECKED	
	ALIGNED	
	FILED	
	FILE NAME	
	NO.	

PROFILE	SURVEYED	DATE
	PLOTTED	
	CHECKED	
	GRADES	
	STRUCTURE	
	NOT AT THIS OFFICE	
	NO.	

FILE NAME = 21 DETAILS.dwg	USER NAME = JOHN STAHL	DESIGNED .	REVISED X.X.X.
		DRAWN J.C.S.	REVISED X.X.X.
		CHECKED P.E.K.	REVISED X.X.X.
		DATE JUN-26-2019	REVISED SEP-2-2020

STATE OF ILLINOIS  
DEPARTMENT OF TRANSPORTATION

SCALE: 1" = 20'	SHEET NO. 21 OF 29 SHEETS	STA. .	TO STA. .
-----------------	---------------------------	--------	-----------

LOCAL AGENCY  
DETAILS

F.A.U. RTE.	SECTION	COUNTY	TOTAL SHEETS	SHEET NO.
VAR	14-00031-00 SW	LAKE	29	21
FED. AID DISTRICT NO. .			ILLINOIS FED. AID PROJECT .	