

SECTION	COUNTY	TOTAL SHEETS	SHEET NO.
08-00053-00-LT	COOK/DUPAGE	15	2
ILLINOIS ROUTE 83 (BUSSE ROAD)			
SUMMARY OF QUANTITIES, GENERAL NOTES AND LEGEND			

GENERAL NOTES

SUMMARY OF QUANTITIES

Y030-1E

ITEM NO.	PAY ITEM DESCRIPTION	UNIT	TOTAL QUANTITY
21101615	TOPSOIL FURNISH AND PLACE, 4"	SQ YD	2,230
21300010	EXPLORATION TRENCH, SPECIAL	FOOT	2,351
25000400	NITROGEN FERTILIZER NUTRIENT	POUND	42
25000500	PHOSPHORUS FERTILIZER NUTRIENT	POUND	42
25000600	POTASSIUM FERTILIZER NUTRIENT	POUND	42
25200100	SODDING	SQ YD	2,230
25200200	SUPPLEMENTAL WATERING	UNIT	35
42400200	PORTLAND CEMENT CONCRETE SIDEWALK 5-INCH	SQ FT	300
44000600	SIDEWALK REMOVAL	SQ FT	300
67100100	MOBILIZATION	L SUM	1
70101700	TRAFFIC CONTROL AND PROTECTION	L SUM	1
80400100	ELECTRIC SERVICE INSTALLATION	EACH	2
80400200	ELECTRIC UTILITY SERVICE CONNECTION	L SUM	1
81000600	CONDUIT IN TRENCH, 2" DIA., GALVANIZED STEEL	FOOT	62
81018500	CONDUIT PUSHED, 2" DIA., GALVANIZED STEEL	FOOT	1,502
81018600	CONDUIT PUSHED, 2 1/2" DIA., GALVANIZED STEEL	FOOT	85
81018900	CONDUIT PUSHED, 4" DIA., GALVANIZED STEEL	FOOT	986
81603055	UNIT DUCT, 600V, 3-1C NO.8, 1/C NO.8 GROUND, (XLP-TYPE USE), 1" DIA. POLYETHYLENE	FOOT	2,839
81603085	UNIT DUCT, 600V, 3-1C NO.4, 1/C NO.4 GROUND, (XLP-TYPE USE), 1 1/4" DIA. POLYETHYLENE	FOOT	22,250
81702460	ELECTRIC CABLE IN CONDUIT, 600V (XLP-TYPE USE) 3-1/C NO. 3/0	FOOT	95
81900200	TRENCH AND BACKFILL FOR ELECTRICAL WORK	FOOT	1,410
82500505	LIGHTING CONTROLLER, SPECIAL	EACH	2
83017400	LIGHT POLE, ALUMINUM, TRANSFORMER BASE, 45 FT. M.H., 10 FT. DAVIT ARM	EACH	108
83017600	LIGHT POLE, ALUMINUM, TRANSFORMER BASE, 45 FT. M.H., 15 FT. DAVIT ARM	EACH	8
83600200	LIGHT POLE FOUNDATION, 24" DIAMETER	FOOT	1,160
83600215	LIGHT POLE FOUNDATION, 24" DIAMETER, OFFSET	FOOT	225
Z0048665	RAILROAD PROTECTIVE LIABILITY INSURANCE	L SUM	1
Z0076600	TRAINEES	HOURL	500
X0325379	DIRECTIONAL BORING	FOOT	23,369
XX006352	LUMINAIRE, SODIUM VAPOR, HORIZONTAL MOUNT, 400 WATT (SPECIAL)	EACH	115
XX006825	LIGHTING UNIT, 30 FT. M.H., 250 WATT LUMINAIRE	EACH	21
XX007487	LUMINAIRE, SODIUM VAPOR, HORIZONTAL MOUNT, 250 WATT (SPECIAL)	EACH	1
XX007488	LIGHT POLE FOUNDATION METAL, 11.5" BOLT CIRCLE, 8" X 6"	EACH	21

△

△ Y080

SPECIFICATIONS, STANDARDS AND SPECIAL PROVISIONS

- ALL REFERENCES TO "STANDARD SPECIFICATIONS" IN THESE GENERAL NOTES SHALL BE INTERPRETED TO MEAN THE "STANDARD SPECIFICATIONS FOR ROAD AND BRIDGE CONSTRUCTION", ADOPTED BY THE ILLINOIS DEPARTMENT OF TRANSPORTATION ON JANUARY 1, 2007.
- ALL CONSTRUCTION SHALL BE IN ACCORDANCE WITH THE "STANDARD SPECIFICATIONS"; THE "SUPPLEMENTAL SPECIFICATIONS AND RECURRING SPECIAL PROVISIONS", ADOPTED JANUARY 1, 2007; THE LATEST EDITION OF THE "ILLINOIS MANUAL ON UNIFORM TRAFFIC CONTROL DEVICES FOR STREETS AND HIGHWAYS"; THE "SPECIAL PROVISIONS AND IDOT STANDARD DRAWINGS" INCLUDED IN THE CONTRACT DOCUMENTS; NATIONAL ELECTRICAL CODE (NEC) 2008 EDITION; AND THE ILLUMINATING ENGINEERING SOCIETY OF NORTH AMERICA (IESNA) "AMERICAN NATIONAL STANDARD PRACTICE FOR ROADWAY LIGHTING" (RP-8-00).
- ANY REFERENCE TO "STANDARD" THROUGHOUT THE PLANS, SPECIAL PROVISIONS OR THESE GENERAL NOTES SHALL BE INTERPRETED TO MEAN THE LATEST VERSION OF THAT IDOT STANDARD DRAWING.
- ALL TRAFFIC CONTROL AND OTHER ADVISORY SIGNS NEEDED FOR CONSTRUCTION ARE TO BE FURNISHED BY THE CONTRACTOR IN ACCORDANCE WITH SECTION 700 OF THE "STANDARD SPECIFICATIONS".
- ALL REFERENCES TO "ENGINEER" SHALL BE INTERPRETED TO MEAN THE RESIDENT ENGINEER. ALL REFERENCES TO "VILLAGE" SHALL BE INTERPRETED TO MEAN THE VILLAGE OF ELK GROVE VILLAGE.

LANDSCAPING

- WHEN DIRECTED BY THE ENGINEER, SUPPLEMENTAL WATERING SHALL BE APPLIED TO ALL SODDED AREAS PRIOR TO FINAL ACCEPTANCE, AT A RATE SPECIFIED BY THE ENGINEER AND IN ACCORDANCE WITH THE "STANDARD SPECIFICATIONS".

UTILITIES

- THE CONTRACTOR SHALL COOPERATE WITH THE VILLAGE IN ANY UNDERGROUND UTILITY CONSTRUCTION THAT THE VILLAGE MAY WANT TO INITIATE DURING THE CONTRACTOR'S OPERATIONS.
- THE CONTRACTOR SHALL COORDINATE CONSTRUCTION ACTIVITIES WITH UTILITY COMPANIES. THE LOCATIONS OF PUBLIC OR PRIVATE UTILITIES SHOWN ON THE PLANS ARE APPROXIMATE, AND THE ENGINEER DOES NOT GUARANTEE THEIR ACCURACY. THE CONTRACTOR WILL BE REQUIRED TO ASCERTAIN THE EXACT LOCATIONS OF SUCH UTILITIES AND EXERCISE CARE DURING HIS CONSTRUCTION OPERATIONS SO AS NOT TO DAMAGE THEM, IN ACCORDANCE WITH THE SPECIAL PROVISIONS AND ARTICLE 107.31 OF THE "STANDARD SPECIFICATIONS". THE CONTRACTOR SHALL BE RESPONSIBLE FOR CONTACTING THE OWNERS OF ALL EXISTING UTILITIES SO THAT THEIR FACILITIES MAY BE LOCATED AND ADJUSTED OR MOVED, IN NECESSARY, PRIOR TO THE START OF CONSTRUCTION OPERATIONS.
- THE CONTRACTOR SHALL BE RESPONSIBLE FOR THE PROTECTION OF ALL UNDERGROUND OR SURFACE UTILITIES EVEN THOUGH THEY MAY NOT BE SHOWN ON THE PLANS. ANY UTILITY THAT IS DAMAGED DURING CONSTRUCTION SHALL BE REPAIRED OR REPLACED TO THE SATISFACTION OF THE ENGINEER AND THE VILLAGE. THIS WORK SHALL BE AT THE CONTRACTOR'S EXPENSE.
- COORDINATION OF ANY UTILITY WORK INVOLVED IN THE CONSTRUCTION AREA WILL BE DISCUSSED AT THE PRECONSTRUCTION CONFERENCE.
- BEFORE STARTING ANY EXCAVATION, THE CONTRACTOR SHALL CALL J.U.L.I.E. AT (800) 892-0123 OR 811 FOR FIELD LOCATIONS OF BURIED ELECTRIC, TELEPHONE AND GAS UTILITIES. 48 HOUR NOTIFICATION IS REQUIRED.
- THE CONTRACTOR SHALL RECEIVE NO ADDITIONAL COMPENSATION FOR CONSTRUCTION STAGING NECESSARY TO ACCOMMODATE UTILITY RELOCATION OR ADJUSTMENT, AND/OR FOR DELAYS CAUSED BY UTILITY RELOCATION OR ADJUSTMENT.
- IT IS THE CONTRACTOR'S RESPONSIBILITY TO LOCATE EXISTING TRAFFIC SIGNAL CABLES AND CONDUITS.





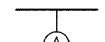
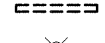



PERMITS

- THE CONTRACTOR SHALL BE RESPONSIBLE FOR OBTAINING ALL NECESSARY PERMITS AND CONTRACT OR PERMIT BONDS FROM THE VILLAGE OF ELK GROVE VILLAGE, COOK COUNTY OR ANY OTHER AGENCY THAT REQUIRES IT. ANY COSTS INCURRED BY THE CONTRACTOR WILL BE INCLUDED IN THIS CONTRACT.
- INITIAL PLAN PERMIT FOR COOK COUNTY HAS BEEN APPLIED FOR. CONTRACTOR SHALL PROVIDE NECESSARY BOND AND INSURANCE, AND THE ASSOCIATED COSTS SHALL BE INCLUDED IN THIS CONTRACT.

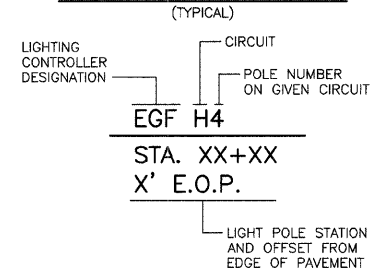
MISCELLANEOUS

- IT SHALL BE THE CONTRACTOR'S RESPONSIBILITY TO VERIFY ALL DIMENSIONS AND CONDITIONS IN THE FIELD PRIOR TO ORDERING MATERIALS AND BEGINNING CONSTRUCTION.
- THE CONTRACTOR SHALL PROVIDE AND INSTALL 2 WEIGHTED SANDBAGS ON ANY TYPE I OR TYPE II BARRICADE USED (1 SANDBAG SHALL BE PLACED ACROSS EACH BOTTOM RAIL).
- PAY ITEMS IN THE SUMMARY OF QUANTITIES HAVE BEEN ESTIMATED. IF, IN THE ENGINEER'S OPINION, ANY WORK IS NOT REQUIRED, THAT ITEM WILL BE DEDUCTED FROM THE CONTRACT AND NO ADDITIONAL COMPENSATION WILL BE ALLOWED.
- ALL WASTE MATERIAL SHALL BE LEGALLY DISPOSED OF OUTSIDE THE LIMITS OF THE R.O.W. AT THE CONTRACTOR'S EXPENSE. THE CONTRACTOR SHALL BE RESPONSIBLE FOR PROMPT CLEANUP AND DISPOSAL OF ANY AND ALL DEBRIS GENERATED BY OR INCIDENTAL TO WORK COVERED BY THIS CONTRACT.
- THE CONTRACTOR SHALL COMPLY WITH ALL LOCAL CODES, ORDINANCES AND REGULATIONS CONCERNING MAINTENANCE OF TRAFFIC.
- THE CABLE TRENCH SHALL BE BACKFILLED AND FIRMLY COMPACTED BEFORE ANY LIGHT STANDARD IS ERECTED.
- ALL PUSHED CONDUITS ON PLANS SHALL BE DIRECTIONAL BORE AND QUANTITY SHALL BE PAID FOR AS CONDUIT PUSHED.
- INSTALLATION METHOD OF THE UNIT DUCT SHALL BE DIRECTIONAL BORING. NO ADDITIONAL COMPENSATION WILL BE ALLOWED FOR TRENCHING WHEN DIRECTIONAL BORING IS NOT POSSIBLE BECAUSE OF UTILITY OR OTHER CONFLICTS.
- IT SHALL BE THE CONTRACTOR'S RESPONSIBILITY TO MARK THE PROPOSED LOCATIONS AND ESTABLISH FINISHED GRADE ELEVATION WITH THE TOP OF FOUNDATION OF ALL LIGHT POLES FOR EXAMINATION AND CONFIRMATION WITH THE ENGINEER PRIOR TO INSTALLATION OF LIGHTING FOUNDATIONS.
- GROUNDING CONNECTIONS AT THE FOUNDATION SHALL BE EXOTHERMICALLY WELDED AND SHALL BE INSPECTED AND APPROVED BY THE RESIDENT ENGINEER PRIOR TO POURING CONCRETE OR BACKFILLING AS APPLICABLE.
- EQUIPMENT GROUND CONDUCTORS SHALL BE SPLICED AND BONDED AT EACH LIGHT POLE OR OTHER PIECE OF EQUIPMENT.
- THE INSTALLATION OF BURIED WARNING TAPE, SPECIFIED AS PART OF "TRENCH AND BACKFILL FOR ELECTRICAL WORK" SHALL BE INSPECTED AND APPROVED BY THE RESIDENT ENGINEER.
- ALL STREET LIGHT POLES ON DEVON AVENUE SHALL BE SET BACK A MINIMUM OF 6 FEET FROM THE BACK OF CURB.
- NO POLES SHALL BE ERECTED UNTIL THE RESPECTIVE FOUNDATIONS HAVE CURED, AS APPROVED BY ENGINEER.
- CARE IS TO BE TAKEN AS NOT TO DAMAGE ANY OF THE EXISTING TRAFFIC SIGNAL CONDUITS, DETECTORS AND EQUIPMENT. IF ANY OF THE TRAFFIC SIGNAL CONDUIT AND/OR EQUIPMENT IS DAMAGED, THE CONTRACTOR SHALL REPAIR AND/OR REPLACE THE CONDUIT AND/OR EQUIPMENT AT NO COST TO THE COUNTY, STATE OR THE VILLAGE.
- THE CONTRACTOR SHALL MAKE SPECIAL NOTE OF THE REQUIREMENTS FOR WIRE MARKERS AND SHALL TAG ALL WIRE MARKERS ACCORDINGLY.
- CONDUIT AND UNIT DUCT MUST BE POSITIONED IN THE FIELD TO AVOID CONFLICT WITH TREES, BUSHES, DRAINS AND OTHER UTILITIES AND LANDSCAPING.
- ALL DISTURBED AREA WHERE RESTORATION IS NOT COVERED BY APPLICABLE SECTIONS OF THE SPECIAL PROVISIONS MUST BE RESTORED TO THE SATISFACTION OF THE ENGINEER. THE WORK MUST BE CONSIDERED INCIDENTAL TO THE CONTRACT. SEPARATE PAYMENT WILL NOT BE MADE.

LEGEND

-  PROPOSED LITHONIA LIGHTING UNIT  
400 WATT HPS, 240V, MC III, 45' MH, 10' MA
-  PROPOSED LITHONIA LIGHTING UNIT  
400 WATT HPS, 240V, MC III, 45' MH, 15' MA
-  PROPOSED LITHONIA LIGHTING UNIT  
250 WATT HPS, 240 V, MC III, 45' MH, 10' MA
-  PROPOSED KIM LIGHTING UNIT  
250 WATT HPS, 240V, MC III, 30' MH, 0.67' MA
-  UNIT DUCT, 600V, 3-1C NO.4, 1/C NO.4 GROUND, (XLP-TYPE USE), 1 1/4" DIA. POLYETHYLENE
-  UNIT DUCT, 600V, 3-1C NO.8, 1/C NO.8 GROUND, (XLP-TYPE USE), 1" DIA. POLYETHYLENE
-  PROPOSED GALVANIZED STEEL CONDUIT  
SIZE AS SPECIFIED
-  EXISTING KIM LIGHTING UNIT  
250 WATT HPS, 120V, MC III, 30' MH, 0.67' MA
-  EXISTING KIM LIGHTING UNIT  
150 WATT HPS, 120V, MC III, 25' MH, 0.67' MA

CIRCUIT DESIGNATION SCHEME



REVISIONS

NAME	DATE

ILLINOIS DEPARTMENT OF TRANSPORTATION  
ILLINOIS ROUTE 83  
ROADWAY LIGHTING

SUMMARY OF QUANTITIES,  
GENERAL NOTES AND LEGEND

DATE: 05/14/2008  
CHECKED BY: D.N.M.