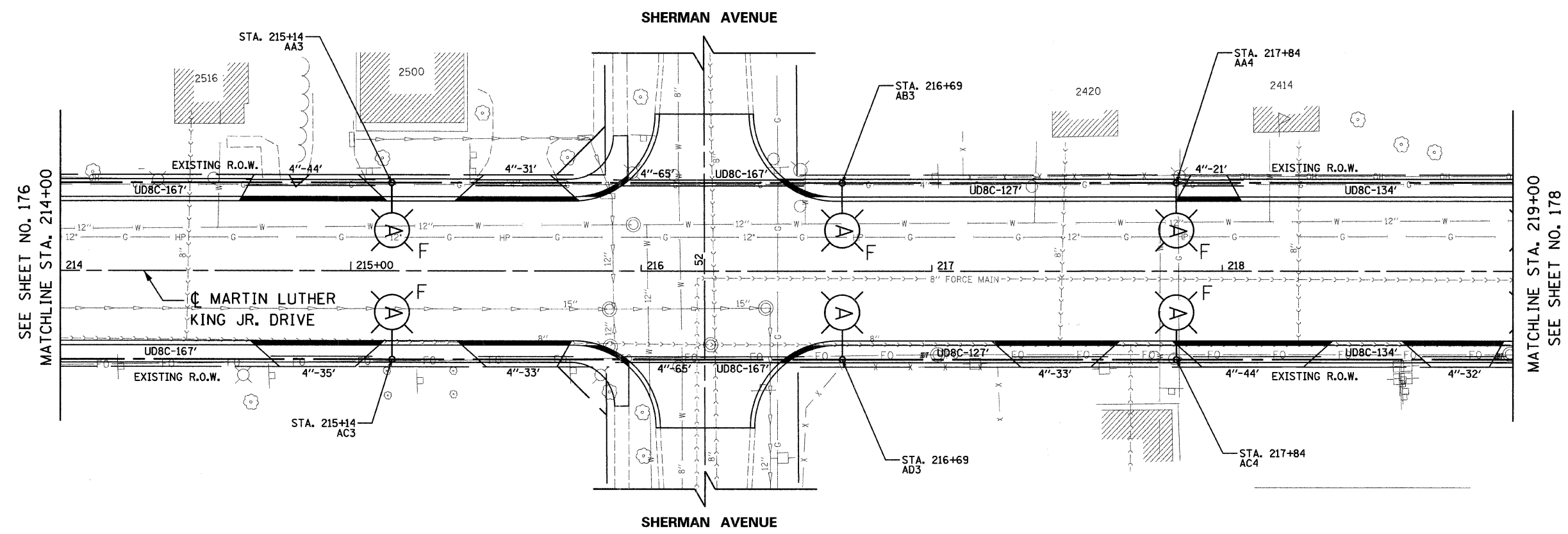


F.A.U. RTE.	SECTION	COUNTY	TOTAL SHEETS	SHEET NO.
1230	03-00159-00-PV	LAKE	262	177
STA. 214+00	TO STA. 219+00			
FED. ROAD DIST. NO. 1 ILLINOIS FED. AID PROJECT				
CONTRACT: 83828				



SEE SHEET NO. 176  
MATCHLINE STA. 214+00

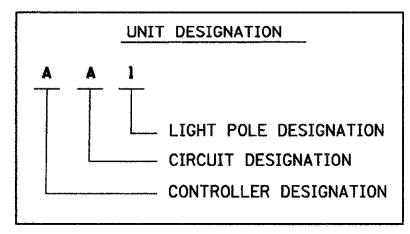
MATCHLINE STA. 219+00  
SEE SHEET NO. 178

**LEGEND**

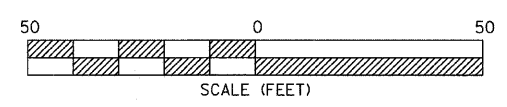
- (E) - EXISTING LIGHT POLE, SIZE AND TYPE AS NOTED
- (A) - INSTALL LIGHT POLE, 30' M.H., 6' M.A., 310W DECORATIVE LUMINAIRE & 70W PEDESTRIAN LUMINAIRE
- (B) - INSTALL LIGHT POLE, 45' M.H., 15' M.A. AND 400W COBRA-HEAD LUMINAIRE
- (C) - INSTALL 400W COBRA-HEAD LUMINAIRE ON STEEL COMBINATION MAST ARM AND ASSEMBLY POLE
- UD8C-10' UNIT DUCT WITH 7-1/C NO. 4 AND 1/C NO. 6 GROUND, 600V (EPR-TYPE RHW) 2" POLYETHYLENE AND LENGTH AS NOTED
- 4"-10' GALVANIZED STEEL CONDUIT, PUSHED, DIAMETER AND LENGTH AS NOTED
- ▢ INSTALL LIGHTING CONTROLLER, 120/240 VOLT, 100 AMP
- F INSTALL OFFSET FOUNDATION SEE SHEET 193
- BOLLARD

**NOTE**

1. POLES SHALL BE OFFSET 6.5' FROM EDGE OF PAVEMENT, UNLESS OTHERWISE NOTED



NO UNDERGROUND SPLICING ALLOWED



REVISIONS	
NAME	DATE

**MLK JR. DRIVE**

**Ciorba Group, Inc.**  
CONSULTING ENGINEERS  
5507 North Cumberland Avenue, Suite 402 Chicago, Illinois 60656  
Tel. 773.775.4009 Fax 773.775.4014 Email chicago@ciorba.com

CITY OF NORTH CHICAGO  
MARTIN LUTHER KING JR. DRIVE IMPROVEMENTS  
MARTIN LUTHER KING JR. DRIVE  
PROPOSED LIGHTING PLAN  
STA. 214+00 TO 219+00

SCALE: 1"=20'  
DATE: APRIL, 2008  
DRAWN BY: KDM  
CHECKED BY: JMW

DATE: 7/1/2008  
DRAWN BY: KDM  
FILENAME: N:\PROJ\05161\Design\Lighting\5161\_LgtPlan03.dgn