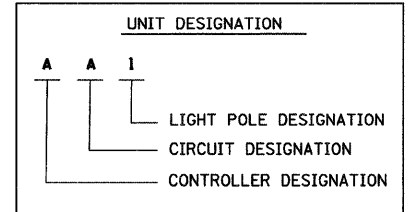
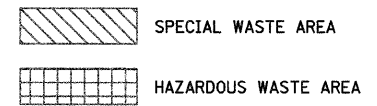


LEGEND

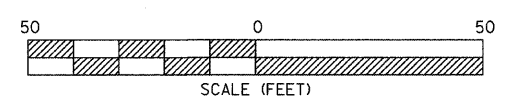
- EXISTING LIGHT POLE, SIZE AND TYPE AS NOTED
- INSTALL LIGHT POLE, 30' M.H., 6' M.A., 310W DECORATIVE LUMINAIRE & 70W PEDESTRIAN LUMINAIRE
- INSTALL LIGHT POLE, 45' M.H., 15' M.A. AND 310W COBRA-HEAD LUMINAIRE
- INSTALL 310W COBRA-HEAD LUMINAIRE ON STEEL COMBINATION MAST ARM AND ASSEMBLY POLE
- UNIT DUCT WITH 7-1/8 NO. 4 AND 1/8 NO. 6 GROUND, 600V (EPR-TYPE RHW) 2" POLYETHYLENE AND LENGTH AS NOTED
- GALVANIZED STEEL CONDUIT, PUSHED, DIAMETER AND LENGTH AS NOTED
- INSTALL LIGHTING CONTROLLER, 120/240 VOLT, 100 AMP
- INSTALL OFFSET FOUNDATION SEE SHEET 193
- BOLLARD

NOTE

1. POLES SHALL BE OFFSET 6.5' FROM EDGE OF PAVEMENT, UNLESS OTHERWISE NOTED



NO UNDERGROUND SPLICING ALLOWED



REVISIONS	
NAME	DATE

Ciorba Group, Inc.
CONSULTING ENGINEERS
5507 North Cumberland Avenue, Suite 402 Chicago, Illinois 60656
Tel. 773.775.4009 Fax 773.775.4014 Email chicago@ciorba.com

CITY OF NORTH CHICAGO
MARTIN LUTHER KING JR. DRIVE IMPROVEMENTS
MARTIN LUTHER KING JR. DRIVE
PROPOSED LIGHTING PLAN
STA. 231+00 TO 237+00

SCALE: 1"=20'
DATE: APRIL, 2008
DRAWN BY: KDM
CHECKED BY: JMW

DATE: 7/1/2008
TIME: 11:58 AM
FILENAME: N:\PROJECTS\161\Design\Lighting\161_LgtPlan06.dgn