




























 R2-1 36"x48"		 R2-1 36"x48"		 R2-1 36"x48"		 R2-1 36"x48"		 R3-4 36"x36"		 R3-7R 36"x36"		 R3-8 36"x30"		 R3-I100 24"x24"		 R4-7 24"x30"		 R4-7 36"x48"	
NAME	STATION	NAME	STATION	NAME	STATION	NAME	STATION	NAME	STATION	NAME	STATION	NAME	STATION	NAME	STATION	NAME	STATION	NAME	STATION
SB-WP-36	44+67 LT	SB-PM-01	123+44 LT	SB-TS-41	20+76 RT	SB-TS-10	111+54 RT	SB-PM-59	7+52 RT	SB-PM-48	14+38 LT	SB-PM-51	11+29 LT	NB-WP-62	119+54 LT	SB-PM-58	7+52 RT	SB-WP-04	119+54 LT
SB-WP-35	44+67 LT			SB-PM-69	20+81 RT			SB-PM-54	9+01 RT							SB-PM-56	8+29 LT		
SB-WP-25	67+13 LT							NB-PM-71	9+01 RT										
SB-WP-24	67+30 LT																		
SB-PM-20	81+38 LT																		
SB-WP-19	81+53 LT																		
SB-PM-15	97+35 LT																		
SB-WP-12	111+10 RT																		
SB-PM-11	111+21 LT																		

 R5-1 36"x36"		 R5-1 48"x48"		 R5-1a 42"x30"		 R6-2R 30"x36"		 R10-5 30"x36"		 R11-1 24"x30"		 W1-2 48"x48" W13-1P 24"x24"		 W3-3 30"x30" W16-8P 30"x15"		 W4-1R 48"x48"		 W4-2R 48"x48"	
NAME	STATION	NAME	STATION	NAME	STATION	NAME	STATION	NAME	STATION	NAME	STATION	NAME	STATION	NAME	STATION	NAME	STATION	NAME	STATION
SB-WP-53	9+68 RT	SB-TS-33	22+71 RT	SB-TS-49	12+64 RT	SB-PM-60	7+32 RT	NB-PM-70	9+01 RT	SB-TS-17	92+95 RT	SB-PM-65	58+36 LT	SB-WP-46	16+51 RT	SB-WP-32	46+64 LT	SB-PM-64	58+36 LT
		SB-TS-34	22+81 LT	SB-TS-61	111+54 LT	SB-PM-55	8+30 LT			SB-TS-63	92+95 RT			SB-WP-45	16+53 LT	SB-PM-16	94+34 LT		

 W4-3R 48"x48"		 W12-1 36"x36"		 W19-4 48"x48" W13-1P 24"x24"		 W16-I100 36"x36"		 M3-3 24"x12" M1-I100 36"x48"		 M3-3 24"x12" M1-I100 36"x48"		 M3-3 24"x12" M1-I100 36"x48"		 M3-3 24"x12" M1-I100 36"x48"		 M3-3 24"x12" M1-I100 36"x48"		 M4-5 24"x12" M1-I100 36"x48"	
NAME	STATION	NAME	STATION	NAME	STATION	NAME	STATION	NAME	STATION	NAME	STATION	NAME	STATION	NAME	STATION	NAME	STATION	NAME	STATION
SB-PM-23	70+22 LT	SB-WP-68	210+78 LT	SB-WP-43	17+54 RT	SB-TS-09	111+99 LT	SB-PM-30	54+49 LT	SB-PM-52	10+09 LT	SB-PM-50	12+64 LT	SB-PM-47	15+95 LT	SB-WP-39	27+01 LT	SB-TS-29	56+18 LT
				SB-WP-44	17+54 LT			SB-PM-22	72+93 LT										
								SB-PM-18	84+32 LT										
								SB-TS-02	121+96 LT										