



Bureau of Land • 1021 North Grand Avenue East • P.O. Box 19276 • Springfield • Illinois • 62794-9276

Uncontaminated Soil Certification by Licensed Professional Engineer or Licensed Professional Geologist for Use of Uncontaminated Soil as Fill in a CCDD or Uncontaminated Soil Fill Operation LPC-663

Revised in accordance with 35 Ill. Adm. Code 1100, as amended by PCB R2012-009 (eff. Aug. 27, 2012)

This certification form is to be used by professional engineers and professional geologists to certify, pursuant to 35 Ill. Adm. Code 1100.205(a)(1)(B), that soil (i) is uncontaminated soil and (ii) is within a pH range of 6.26 to 9.0. If you have questions about this form, please telephone the Bureau of Land Permit Section at 217/524-3300.

This form may be completed online, saved locally, printed and signed, and submitted to prospective clean construction or demolition debris (CCDD) fill operations or uncontaminated soil fill operations.

I. Source Location Information

(Describe the location of the source of the uncontaminated soil)

Project Name: FAP 343: IL Rte 68: Priarie Lake Rd to IL Rte 62 Office Phone Number, if available: _____

Physical Site Location (address, including number and street):

170-326 Dundee Rd, 176 Old Sutton Rd, 179A-179G Tamarack Lane, and 14-15 Wood Creek Rd

City: Barrington Hills State: IL Zip Code: _____

County: Cook Township: _____

Lat/Long of approximate center of site in decimal degrees (DD.ddddd) to five decimal places (e.g., 40.67890, -90.12345):

Latitude: 42.111849812 Longitude: -88.188929768

(Decimal Degrees) (-Decimal Degrees)

Identify how the lat/long data were determined:

GPS Map Interpolation Photo Interpolation Survey Other

IEPA Site Number(s), if assigned: _____ BOL: _____ BOW: _____ BOA: _____

II. Owner/Operator Information for Source Site

Site Owner

Site Operator

Name: Illinois Department of Transportation

Name: Illinois Department of Transportation

Street Address: 201 West Center Court

Street Address: 201 West Center Court

PO Box: _____

PO Box: _____

City: Schaumburg State: IL

City: Schaumburg State: IL

Zip Code: 60196-1096 Phone: 847-705-4101

Zip Code: 60196-1096 Phone: 847-705-4101

Contact: Sam Mead

Contact: Sam Mead

Email, if available: Sam.Mead@illinois.gov

Email, if available: Sam.Mead@illinois.gov

This Agency is authorized to require this information under Section 4 and Title X of the Environmental Protection Act (415 ILCS 5/4, 5/39). Failure to disclose this information may result in: a civil penalty of not to exceed \$50,000 for the violation and an additional civil penalty of not to exceed \$10,000 for each day during which the violation continues (415 ILCS 5/42). This form has been approved by the Forms Management Center.

Project Name: FAP 343: IL Rte 68: Priarie Lake Rd to IL Rte 62

Latitude: 42.111849812 Longitude: -88.188929768

Uncontaminated Site Certification

III. Basis for Certification and Attachments

For each item listed below, reference the attachments to this form that provide the required information.

- a. A Description of the soil sample points and how they were determined to be sufficient in number and appropriately located 35 Ill. Adm. Code 1100.610(a):

LOCATIONS RE1-1 AND RE1-3 WERE SAMPLED ADJACENT TO ISGS SITE No. 2813-2. SEE FIGURES 3-1/3-2 AND TABLE 4-1 OF THE REVISED PRELIMINARY SITE INVESTIGATION REPORT FOR SAMPLING DETAILS.

- b. Analytical soil testing results to show that soil chemical constituents comply with the maximum allowable concentrations established pursuant to 35 Ill. Adm. Code Part 1100, Subpart F and that the soil pH is within the range of 6.25 to 9.0, including the documentation of chain of custody control, a copy of the lab analysis; the accreditation status of the laboratory performing the analysis; and certification by an authorized agent of the laboratory that the analysis has been performed in accordance with the Agency's rules for the accreditation of environmental and the scope of the accreditation [35 Ill. Adm. Code 1100.201(g), 1100.205(a), 1100.610]:

ACCUTEST ANALYTICAL REPORT - JOB NUMBER: MC32134A AND MC32206

IV. Certification Statement, Signature and Seal of Licensed Professional Engineer or Licensed Professional Geologist

I, Steven Gobelman, P.E., L.P.G (name of licensed professional engineer or geologist) certify under penalty of law that the information submitted, including but not limited to, all attachments and other information, is to the best of my knowledge and belief, true, accurate and complete. In accordance with the Environmental Protection Act [415 ILCS 5/22.51 or 22.51a] and 35 Ill. Adm. Code 1100.205(a), I certify that the soil from this site is uncontaminated soil. I also certify that the soil pH is within the range of 6.25 to 9.0. In addition, I certify that the soil has not been removed from the site as part of a cleanup or removal of contaminants. All necessary documentation is attached.

Any person who knowingly makes a false, fictitious, or fraudulent material statement, orally or in writing, to the Illinois EPA commits a Class 4 felony. A second or subsequent offense after conviction is a Class 3 felony. (415 ILCS 5/44(h))

Company Name: Illinois Department of Transportation

Street Address: 2300 South Dirksen Parkway

City: Springfield State: IL Zip Code: 62764

Phone: 217-785-4246

Steven Gobelman, P.E., L.P.G

Printed Name:


 Licensed Professional Engineer or
 Licensed Professional Geologist Signature:

8/8/14
 Date:



Summary Table of ISGS Site No. 2813-2
Comparison of Detected Constituents to Applicable Reference Concentrations
Soil Analytical Results
Illinois Department of Transportation
FAP 343: Illinois Route 68 From Prairie Lakes Road to Illinois Route 62
Bloomington Hills / East Dundee, Cook / Kane Counties, Illinois

Field Sample ID	RE1-1(0-1)-071614	RE1-1(0-1)-071614D	RE1-3(0-1)-071514	Soil Reference Concentrations ^A
Sample Date	7/16/2014	7/16/2014	7/15/2014	
Location ID	RE1-1	RE1-1	RE1-3	
Depth	0 - 1	0 - 1	0 - 1	
ISGS Site Number	2813-2	2813-2	2813-2	
Parameter				
Laboratory pH	8.6	8.6	8.1	<6.25, >9.0
VOCs (ug/kg)				
Benzene	ND	ND	0.82	30
Methylene chloride	1 J	0.77 J	1.1 J	20
Toluene	ND	ND	0.89 J	12000
Xylene (Total)	ND	ND	0.51 J	5600
SVOCs (ug/kg)				
Anthracene	ND	ND	70 J	1.20E+07
Benzo(a)anthracene	22.9 J	17.1 J	326	900 / 1100 / 1800
Benzo(a)pyrene	98.4 J	119 J	414	90 / 1300 / 2100
Benzo(b)fluoranthene	132	156	518	900 / 1500 / 2100
Benzo(g,h,i)perylene	155	145	347	---
bis(2-Ethylhexyl)phthalate	ND	ND	45.7 J	46000
Carbazole	ND	ND	42.2 J	600
Chrysene	42.1 J	42.4 J	453	88000
Dibenzo(a,h)anthracene	ND	41.8 J	105 J	90 / 200 / 420
Di-N-Octyl phthalate	ND	ND	141 J	1600000
Fluoranthene	55.3 J	19.9 J	924	3100000
Fluorene	ND	ND	20.7 J	560000
Indeno(1,2,3-cd)pyrene	107 J	119 J	279	900 / 900 / 1600
Phenanthrene	26.9 J	ND	419	---
Pyrene	58.5 J	40.5 J	669	2300000
Total Metals (mg/kg)				
Antimony, Total	ND	ND	0.37 J	5
Arsenic, Total	8.6	8.2	3.2	11.3 / 13
Barium, Total	82.6	76.2	30	1500
Beryllium, Total	0.66	0.58	0.19 J	22
Cadmium, Total	0.22 J	0.15 J	0.23 J	5.2
Calcium, Total	37400 J	70700 J	110000	---
Chromium, Total	24.6	22.5	46.9 J	21
Cobalt, Total	10.4	10.9	4 J	20
Copper, Total	23.2	24.6	120	2900
Iron, Total	21000	19500	10500 J	15000 / 15900
Lead, Total	20.9	27.7	82.8	107
Magnesium, Total	21800 J	40600 J	63800	325000
Manganese, Total	549	504	323 J	630 / 636
Mercury, Total	0.03 J	0.033 J	0.017 J	0.89
Nickel, Total	26.6	26.4	10.1	100
Potassium, Total	2160	1810	572 J	---
Silver, Total	0.08 J	0.34 J	ND	4.4
Sodium, Total	813	767	231 J	---
Thallium, Total	0.33 J	0.48 J	0.41 J	2.6
Vanadium, Total	31	26.5	12.9	550
Zinc, Total	85.1	101	140 J	5100

Summary Table of ISGS Site No. 2813-2
Comparison of Detected Constituents to Applicable Reference Concentrations
Soil Analytical Results
Illinois Department of Transportation
FAP 343: Illinois Route 68 From Prairie Lakes Road to Illinois Route 62
Bloomington Hills / East Dundee, Cook / Kane Counties, Illinois

Field Sample ID	RE1-1(0-1)-071614	RE1-1(0-1)-071614D	RE1-3(0-1)-071514	Soil Reference Concentrations ^A
Sample Date	7/16/2014	7/16/2014	7/15/2014	
Location ID	RE1-1	RE1-1	RE1-3	
Depth	0 - 1	0 - 1	0 - 1	
ISGS Site Number	2813-2	2813-2	2813-2	
Parameter				
TCLP Metals (mg/l)				
Barium, TCLP	0.4 J	0.41 J	0.26 J	2
Cadmium, TCLP	0.0011 J	0.0008 J	0.0007 J	0.005
Chromium, TCLP	0.0011 J	0.0012 J	0.004 J	0.1
Copper, TCLP	0.0052 J	ND	0.0065 J	0.65
Iron, TCLP	0.026 J	0.019 J	ND	5
Lead, TCLP	0.0026 J	0.0023 J	0.0027 J	0.0075
Manganese, TCLP	0.28	0.18	0.73	0.15
Nickel, TCLP	0.0089 J	0.0057 J	0.0096 J	0.1
Selenium, TCLP	0.0042 J	0.0035 J	0.0046 J	0.05
Silver, TCLP	ND	ND	0.001 J	0.05
Zinc, TCLP	0.0076 J	0.0053 J	0.23	5
SPLP Metals (mg/l)				
Arsenic, SPLP	0.12	0.11	0.0026 J	0.05
Barium, SPLP	0.81	0.75	0.038 J	2
Beryllium, SPLP	0.01	0.0097	0.0003 J	0.004
Cadmium, SPLP	0.0015 J	0.0012 J	ND	0.005
Chromium, SPLP	0.24	0.23	0.016	0.1
Cobalt, SPLP	0.06	0.058	0.0013 J	1
Copper, SPLP	0.3	0.29	0.01 J	0.65
Iron, SPLP	291 J	278 J	5.9	5
Lead, SPLP	0.13	0.11	0.022	0.0075
Manganese, SPLP	1.1	1	0.075	0.15
Mercury, SPLP	0.00039	0.00037	ND	0.002
Nickel, SPLP	0.28	0.27	0.0044 J	0.1
Selenium, SPLP	0.0036 J	ND	ND	0.05
Zinc, SPLP	0.71	0.66	0.066 J	5

Notes:

--- - not applicable or value not available.

^A - Soil reference concentrations from MAC Table. Background values for Chicago corporate limits and MSA counties are included, as applicable.

ND - Constituent not detected above the reporting limit.

J - Estimated concentration.

 Shaded values indicate concentration **exceeds** Reference Concentration.

Technical Report for

Weston Solutions, Inc.

IDOT #062, FAP 343: IL Route 68, Bloomington Hills / East Dundee, IL

IDOT#02056.013.062.0030

Accutest Job Number: MC32206

Sampling Date: 07/16/14

Report to:


Weston Solutions, Inc.
300 Plaza Circle Suite 202
Mundelein, IL 60060-2342
andris.slesers@westonsolutions.com

ATTN: Andris Slesres

Total number of pages in report: **222**



Test results contained within this data package meet the requirements of the National Environmental Laboratory Accreditation Program and/or state specific certification programs as applicable.



Reza Fand
Lab Director

Client Service contact: Jeremy Vienneau 508-481-6200

Certifications: MA (M-MA136, SW846 NELAC) CT (PH-0109) NH (250210) RI (00071) ME (MA00136) FL (E87579) NY (11791) NJ (MA926) PA (6801121) ND (R-188) CO MN (11546AA) NC (653) IL (002337) WI (399080220) DoD ELAP (L-A-B L2235)

This report shall not be reproduced, except in its entirety, without the written approval of Accutest Laboratories.
Test results relate only to samples analyzed.

Report of Analysis

Client Sample ID:	RE1-1(0-1)-071614	Date Sampled:	07/16/14
Lab Sample ID:	MC32206-13	Date Received:	07/18/14
Matrix:	SO - Soil	Percent Solids:	79.9
Method:	SW846 8260C		
Project:	IDOT #062, FAP 343: IL Route 68, Bloomington Hills / East Dundee, IL		

Run #	File ID	DF	Analyzed	By	Prep Date	Prep Batch	Analytical Batch
Run #1	M67157.D	1	07/29/14	KD	n/a	n/a	MSM2374
Run #2							

Run #	Initial Weight	Final Volume
Run #1	5.42 g	5.0 ml
Run #2		

VOA TCL List

CAS No.	Compound	Result	RL	MDL	Units	Q
67-64-1	Acetone	ND	12	3.2	ug/kg	
71-43-2	Benzene	ND	0.58	0.39	ug/kg	
75-27-4	Bromodichloromethane	ND	2.3	0.24	ug/kg	
75-25-2	Bromoform	ND	2.3	0.41	ug/kg	
74-83-9	Bromomethane	ND	2.3	0.69	ug/kg	
78-93-3	2-Butanone (MEK)	ND	12	3.5	ug/kg	
75-15-0	Carbon disulfide	ND	5.8	0.15	ug/kg	
56-23-5	Carbon tetrachloride	ND	2.3	0.25	ug/kg	
108-90-7	Chlorobenzene	ND	2.3	0.18	ug/kg	
75-00-3	Chloroethane	ND	5.8	0.87	ug/kg	
67-66-3	Chloroform	ND	2.3	0.20	ug/kg	
74-87-3	Chloromethane	ND	5.8	0.65	ug/kg	
124-48-1	Dibromochloromethane	ND	2.3	0.37	ug/kg	
75-34-3	1,1-Dichloroethane	ND	2.3	0.31	ug/kg	
107-06-2	1,2-Dichloroethane	ND	2.3	0.37	ug/kg	
75-35-4	1,1-Dichloroethene	ND	2.3	0.48	ug/kg	
156-59-2	cis-1,2-Dichloroethene	ND	2.3	0.52	ug/kg	
156-60-5	trans-1,2-Dichloroethene	ND	2.3	0.48	ug/kg	
78-87-5	1,2-Dichloropropane	ND	2.3	0.48	ug/kg	
10061-01-5	cis-1,3-Dichloropropene	ND	2.3	0.26	ug/kg	
10061-02-6	trans-1,3-Dichloropropene	ND	2.3	0.30	ug/kg	
100-41-4	Ethylbenzene	ND	2.3	0.80	ug/kg	
591-78-6	2-Hexanone	ND	12	0.87	ug/kg	
1634-04-4	Methyl Tert Butyl Ether	ND	2.3	0.21	ug/kg	
108-10-1	4-Methyl-2-pentanone (MIBK)	ND	5.8	0.62	ug/kg	
75-09-2	Methylene chloride	1.0	2.3	0.61	ug/kg	J
100-42-5	Styrene	ND	5.8	0.20	ug/kg	
79-34-5	1,1,2,2-Tetrachloroethane	ND	2.3	0.45	ug/kg	
127-18-4	Tetrachloroethene	ND	2.3	0.36	ug/kg	
108-88-3	Toluene	ND	5.8	0.24	ug/kg	
71-55-6	1,1,1-Trichloroethane	ND	2.3	0.25	ug/kg	
79-00-5	1,1,2-Trichloroethane	ND	2.3	0.66	ug/kg	

ND = Not detected MDL = Method Detection Limit

RL = Reporting Limit

E = Indicates value exceeds calibration range

J = Indicates an estimated value

B = Indicates analyte found in associated method blank

N = Indicates presumptive evidence of a compound

Report of Analysis

Client Sample ID: RE1-1(0-1)-071614		Date Sampled: 07/16/14
Lab Sample ID: MC32206-13		Date Received: 07/18/14
Matrix: SO - Soil		Percent Solids: 79.9
Method: SW846 8260C		
Project: IDOT #062, FAP 343: IL Route 68, Bloomington Hills / East Dundee, IL		

VOA TCL List

CAS No.	Compound	Result	RL	MDL	Units	Q
79-01-6	Trichloroethene	ND	2.3	0.28	ug/kg	
75-01-4	Vinyl chloride	ND	2.3	1.1	ug/kg	
1330-20-7	Xylene (total)	ND	2.3	0.25	ug/kg	

CAS No.	Surrogate Recoveries	Run# 1	Run# 2	Limits
1868-53-7	Dibromofluoromethane	108%		70-130%
2037-26-5	Toluene-D8	105%		70-130%
460-00-4	4-Bromofluorobenzene	89%		70-130%

ND = Not detected MDL = Method Detection Limit
 RL = Reporting Limit
 E = Indicates value exceeds calibration range

J = Indicates an estimated value
 B = Indicates analyte found in associated method blank
 N = Indicates presumptive evidence of a compound

4.37
4

Report of Analysis

Client Sample ID:	RE1-1(0-1)-071614	Date Sampled:	07/16/14
Lab Sample ID:	MC32206-13	Date Received:	07/18/14
Matrix:	SO - Soil	Percent Solids:	79.9
Method:	SW846 8270D SW846 3546		
Project:	IDOT #062, FAP 343: IL Route 68, Bloomington Hills / East Dundee, IL		

Run #1	File ID	DF	Analyzed	By	Prep Date	Prep Batch	Analytical Batch
Run #1	X04019.D	1	07/29/14	WK	07/19/14	OP39033	MSX132
Run #2							

Run #1	Initial Weight	Final Volume
Run #1	20.5 g	1.0 ml
Run #2		

ABN TCL List

CAS No.	Compound	Result	RL	MDL	Units	Q
95-57-8	2-Chlorophenol	ND	300	14	ug/kg	
59-50-7	4-Chloro-3-methyl phenol	ND	610	15	ug/kg	
120-83-2	2,4-Dichlorophenol	ND	610	18	ug/kg	
105-67-9	2,4-Dimethylphenol	ND	610	99	ug/kg	
51-28-5	2,4-Dinitrophenol	ND	1200	150	ug/kg	
534-52-1	4,6-Dinitro-o-cresol	ND	610	76	ug/kg	
95-48-7	2-Methylphenol	ND	610	24	ug/kg	
106-44-5	4-Methylphenol	ND	610	31	ug/kg	
88-75-5	2-Nitrophenol	ND	610	16	ug/kg	
100-02-7	4-Nitrophenol	ND	1200	110	ug/kg	
87-86-5	Pentachlorophenol	ND	610	43	ug/kg	
108-95-2	Phenol	ND	300	17	ug/kg	
95-95-4	2,4,5-Trichlorophenol	ND	610	15	ug/kg	
88-06-2	2,4,6-Trichlorophenol	ND	610	15	ug/kg	
83-32-9	Acenaphthene	ND	120	16	ug/kg	
208-96-8	Acenaphthylene	ND	120	12	ug/kg	
120-12-7	Anthracene	ND	120	15	ug/kg	
56-55-3	Benzo(a)anthracene	22.9	120	16	ug/kg	J
50-32-8	Benzo(a)pyrene	98.4	120	13	ug/kg	J
205-99-2	Benzo(b)fluoranthene	132	120	15	ug/kg	
191-24-2	Benzo(g,h,i)perylene	155	120	12	ug/kg	
101-55-3	4-Bromophenyl phenyl ether	ND	300	15	ug/kg	
85-68-7	Butyl benzyl phthalate	ND	300	12	ug/kg	
91-58-7	2-Chloronaphthalene	ND	300	17	ug/kg	
106-47-8	4-Chloroaniline	ND	610	15	ug/kg	
86-74-8	Carbazole	ND	120	14	ug/kg	
218-01-9	Chrysene	42.1	120	15	ug/kg	J
111-91-1	bis(2-Chloroethoxy)methane	ND	300	14	ug/kg	
111-44-4	bis(2-Chloroethyl)ether	ND	300	19	ug/kg	
108-60-1	bis(2-Chloroisopropyl)ether	ND	300	22	ug/kg	
7005-72-3	4-Chlorophenyl phenyl ether	ND	300	19	ug/kg	
95-50-1	1,2-Dichlorobenzene	ND	300	16	ug/kg	

ND = Not detected MDL = Method Detection Limit

RL = Reporting Limit

E = Indicates value exceeds calibration range

J = Indicates an estimated value

B = Indicates analyte found in associated method blank

N = Indicates presumptive evidence of a compound

Report of Analysis

Client Sample ID: RE1-1(0-1)-071614	Date Sampled: 07/16/14
Lab Sample ID: MC32206-13	Date Received: 07/18/14
Matrix: SO - Soil	Percent Solids: 79.9
Project: IDOT #062, FAP 343: IL Route 68, Bloomington Hills / East Dundee, IL	

Metals Analysis

Analyte	Result	RL	MDL	Units	DF	Prep	Analyzed By	Method	Prep Method
Antimony	0.12 U	1.0	0.12	mg/kg	1	07/21/14	07/22/14	EAL SW846 6010C ¹	SW846 3050B ³
Arsenic	8.6	1.0	0.20	mg/kg	1	07/21/14	07/22/14	EAL SW846 6010C ¹	SW846 3050B ³
Barium	82.6	5.0	0.054	mg/kg	1	07/21/14	07/22/14	EAL SW846 6010C ¹	SW846 3050B ³
Beryllium	0.66	0.40	0.022	mg/kg	1	07/21/14	07/22/14	EAL SW846 6010C ¹	SW846 3050B ³
Cadmium	0.22 B	0.40	0.024	mg/kg	1	07/21/14	07/22/14	EAL SW846 6010C ¹	SW846 3050B ³
Calcium	37400	500	0.57	mg/kg	1	07/21/14	07/22/14	EAL SW846 6010C ¹	SW846 3050B ³
Chromium	24.6	1.0	0.059	mg/kg	1	07/21/14	07/22/14	EAL SW846 6010C ¹	SW846 3050B ³
Cobalt	10.4	5.0	0.050	mg/kg	1	07/21/14	07/22/14	EAL SW846 6010C ¹	SW846 3050B ³
Copper	23.2	2.5	0.16	mg/kg	1	07/21/14	07/22/14	EAL SW846 6010C ¹	SW846 3050B ³
Iron	21000	10	0.63	mg/kg	1	07/21/14	07/22/14	EAL SW846 6010C ¹	SW846 3050B ³
Lead	20.9	1.0	0.23	mg/kg	1	07/21/14	07/22/14	EAL SW846 6010C ¹	SW846 3050B ³
Magnesium	21800	500	4.2	mg/kg	1	07/21/14	07/22/14	EAL SW846 6010C ¹	SW846 3050B ³
Manganese	549	1.5	0.043	mg/kg	1	07/21/14	07/22/14	EAL SW846 6010C ¹	SW846 3050B ³
Mercury	0.030 B	0.037	0.013	mg/kg	1	07/24/14	07/24/14	SA SW846 7471B ²	SW846 7471B ⁴
Nickel	26.6	4.0	0.057	mg/kg	1	07/21/14	07/22/14	EAL SW846 6010C ¹	SW846 3050B ³
Potassium	2160	500	3.6	mg/kg	1	07/21/14	07/22/14	EAL SW846 6010C ¹	SW846 3050B ³
Selenium	0.25 U	1.0	0.25	mg/kg	1	07/21/14	07/22/14	EAL SW846 6010C ¹	SW846 3050B ³
Silver	0.080 B	0.50	0.043	mg/kg	1	07/21/14	07/22/14	EAL SW846 6010C ¹	SW846 3050B ³
Sodium	813	500	1.9	mg/kg	1	07/21/14	07/22/14	EAL SW846 6010C ¹	SW846 3050B ³
Thallium	0.33 B	1.0	0.14	mg/kg	1	07/21/14	07/22/14	EAL SW846 6010C ¹	SW846 3050B ³
Vanadium	31.0	1.0	0.044	mg/kg	1	07/21/14	07/22/14	EAL SW846 6010C ¹	SW846 3050B ³
Zinc	85.1	2.0	0.26	mg/kg	1	07/21/14	07/22/14	EAL SW846 6010C ¹	SW846 3050B ³

- (1) Instrument QC Batch: MA17378
- (2) Instrument QC Batch: MA17383
- (3) Prep QC Batch: MP23379
- (4) Prep QC Batch: MP23394

RL = Reporting Limit
 MDL = Method Detection Limit

U = Indicates a result < MDL
 B = Indicates a result > = MDL but < RL

Report of Analysis

Client Sample ID: RE1-1(0-1)-071614	Date Sampled: 07/16/14
Lab Sample ID: MC32206-13	Date Received: 07/18/14
Matrix: SO - Soil	Percent Solids: 79.9
Project: IDOT #062, FAP 343: IL Route 68, Bloomington Hills / East Dundee, IL	

General Chemistry

Analyte	Result	RL	Units	DF	Analyzed	By	Method
Solids, Percent	79.9		%	1	07/21/14	KF	SM21 2540 B MOD.
pH	8.6		su	1	07/22/14	CF	SW846 9045D

RL = Reporting Limit

4.37
4

Report of Analysis

Client Sample ID: RE1-1(0-1)-071614	Date Sampled: 07/16/14
Lab Sample ID: MC32206-13A	Date Received: 07/18/14
Matrix: SO - Soil	Percent Solids: 79.9
Project: IDOT #062, FAP 343: IL Route 68, Bloomington Hills / East Dundee, IL	

Metals Analysis, TCLP Leachate SW846 1311

Analyte	Result	HW#	MCL	RL	MDL	Units	DF	Prep	Analyzed By	Method
Arsenic	0.0024 U	D004	5.0	0.010	0.0024	mg/l	1	07/29/14	07/30/14	EAL SW846 6010C ¹
Barium	0.40 B	D005	100	0.50	0.0020	mg/l	1	07/29/14	07/30/14	EAL SW846 6010C ¹
Beryllium	0.00018 U			0.0040	0.00018	mg/l	1	07/29/14	07/30/14	EAL SW846 6010C ¹
Cadmium	0.0011 B	D006	1.0	0.0040	0.00024	mg/l	1	07/29/14	07/30/14	EAL SW846 6010C ¹
Chromium	0.0011 B	D007	5.0	0.010	0.00073	mg/l	1	07/29/14	07/30/14	EAL SW846 6010C ¹
Cobalt	0.00060 U			0.050	0.00060	mg/l	1	07/29/14	07/30/14	EAL SW846 6010C ¹
Copper	0.0052 B			0.025	0.0036	mg/l	1	07/29/14	07/30/14	EAL SW846 6010C ¹
Iron	0.026 B			0.10	0.0074	mg/l	1	07/29/14	07/30/14	EAL SW846 6010C ¹
Lead	0.0026 B	D008	5.0	0.010	0.0019	mg/l	1	07/29/14	07/30/14	EAL SW846 6010C ¹
Manganese	0.28			0.015	0.00035	mg/l	1	07/29/14	07/30/14	EAL SW846 6010C ¹
Mercury	0.00010 U	D009	0.20	0.00020	0.00010	mg/l	1	07/29/14	07/30/14	SA SW846 7470A ²
Nickel	0.0089 B			0.040	0.00057	mg/l	1	07/29/14	07/30/14	EAL SW846 6010C ¹
Selenium	0.0042 B	D010	1.0	0.025	0.0027	mg/l	1	07/29/14	07/30/14	EAL SW846 6010C ¹
Silver	0.00096 U	D011	5.0	0.0050	0.00096	mg/l	1	07/29/14	07/30/14	EAL SW846 6010C ¹
Zinc	0.0076 B			0.10	0.0042	mg/l	1	07/29/14	07/30/14	EAL SW846 6010C ¹

- (1) Instrument QC Batch: MA17393
- (2) Instrument QC Batch: MA17394
- (3) Prep QC Batch: MP23415
- (4) Prep QC Batch: MP23417

RL = Reporting Limit MDL = Method Detection Limit U = Indicates a result < MDL
MCL = Maximum Contamination Level (40 CFR 261 6/96) B = Indicates a result > = MDL but < RL

Report of Analysis

Client Sample ID: RE1-1(0-1)-071614		Date Sampled: 07/16/14
Lab Sample ID: MC32206-13B		Date Received: 07/18/14
Matrix: SO - Soil		Percent Solids: 79.9
Project: IDOT #062, FAP 343: IL Route 68, Bloomington Hills / East Dundee, IL		

Metals Analysis, SPLP Leachate SW846 1312

Analyte	Result	MCL	RL	MDL	Units	DF	Prep	Analyzed By	Method
Arsenic	0.12		0.010	0.0024	mg/l	1	07/25/14	07/28/14 EAL	SW846 6010C ²
Barium	0.81		0.50	0.0020	mg/l	1	07/25/14	07/28/14 EAL	SW846 6010C ²
Beryllium	0.010		0.0040	0.00018	mg/l	1	07/25/14	07/28/14 EAL	SW846 6010C ²
Cadmium	0.0015 B		0.0040	0.00024	mg/l	1	07/25/14	07/28/14 EAL	SW846 6010C ²
Chromium	0.24		0.010	0.00073	mg/l	1	07/25/14	07/28/14 EAL	SW846 6010C ²
Cobalt	0.060		0.050	0.00060	mg/l	1	07/25/14	07/28/14 EAL	SW846 6010C ²
Copper	0.30		0.025	0.0036	mg/l	1	07/25/14	07/28/14 EAL	SW846 6010C ²
Iron	291		0.50	0.037	mg/l	5	07/25/14	07/30/14 EAL	SW846 6010C ³
Lead	0.13		0.010	0.0019	mg/l	1	07/25/14	07/28/14 EAL	SW846 6010C ²
Manganese	1.1		0.015	0.00035	mg/l	1	07/25/14	07/28/14 EAL	SW846 6010C ²
Mercury	0.00039		0.00020	0.00010	mg/l	1	07/25/14	07/25/14 SA	SW846 7470A ¹
Nickel	0.28		0.040	0.00057	mg/l	1	07/25/14	07/28/14 EAL	SW846 6010C ²
Selenium	0.0036 B		0.025	0.0027	mg/l	1	07/25/14	07/28/14 EAL	SW846 6010C ²
Silver	0.00096 U		0.0050	0.00096	mg/l	1	07/25/14	07/28/14 EAL	SW846 6010C ²
Zinc	0.71		0.10	0.0042	mg/l	1	07/25/14	07/28/14 EAL	SW846 6010C ²

- (1) Instrument QC Batch: MA17385
- (2) Instrument QC Batch: MA17389
- (3) Instrument QC Batch: MA17393
- (4) Prep QC Batch: MP23405
- (5) Prep QC Batch: MP23406

RL = Reporting Limit MDL = Method Detection Limit U = Indicates a result < MDL
 MCL = Maximum Contamination Level (not available) B = Indicates a result > = MDL but < RL

Report of Analysis

Client Sample ID:	RE1-1(0-1)-071614D	Date Sampled:	07/16/14
Lab Sample ID:	MC32206-14	Date Received:	07/18/14
Matrix:	SO - Soil	Percent Solids:	79.9
Method:	SW846 8260C		
Project:	IDOT #062, FAP 343: IL Route 68, Bloomington Hills / East Dundee, IL		

Run #1	File ID	DF	Analyzed	By	Prep Date	Prep Batch	Analytical Batch
Run #1	M67158.D	1	07/29/14	KD	n/a	n/a	MSM2374
Run #2							

Run #1	Initial Weight	Final Volume
Run #1	6.04 g	5.0 ml
Run #2		

VOA TCL List

CAS No.	Compound	Result	RL	MDL	Units	Q
67-64-1	Acetone	ND	10	2.9	ug/kg	
71-43-2	Benzene	ND	0.52	0.35	ug/kg	
75-27-4	Bromodichloromethane	ND	2.1	0.22	ug/kg	
75-25-2	Bromoform	ND	2.1	0.37	ug/kg	
74-83-9	Bromomethane	ND	2.1	0.62	ug/kg	
78-93-3	2-Butanone (MEK)	ND	10	3.2	ug/kg	
75-15-0	Carbon disulfide	ND	5.2	0.14	ug/kg	
56-23-5	Carbon tetrachloride	ND	2.1	0.23	ug/kg	
108-90-7	Chlorobenzene	ND	2.1	0.16	ug/kg	
75-00-3	Chloroethane	ND	5.2	0.78	ug/kg	
67-66-3	Chloroform	ND	2.1	0.18	ug/kg	
74-87-3	Chloromethane	ND	5.2	0.58	ug/kg	
124-48-1	Dibromochloromethane	ND	2.1	0.33	ug/kg	
75-34-3	1,1-Dichloroethane	ND	2.1	0.28	ug/kg	
107-06-2	1,2-Dichloroethane	ND	2.1	0.33	ug/kg	
75-35-4	1,1-Dichloroethene	ND	2.1	0.43	ug/kg	
156-59-2	cis-1,2-Dichloroethene	ND	2.1	0.47	ug/kg	
156-60-5	trans-1,2-Dichloroethene	ND	2.1	0.43	ug/kg	
78-87-5	1,2-Dichloropropane	ND	2.1	0.43	ug/kg	
10061-01-5	cis-1,3-Dichloropropene	ND	2.1	0.23	ug/kg	
10061-02-6	trans-1,3-Dichloropropene	ND	2.1	0.27	ug/kg	
100-41-4	Ethylbenzene	ND	2.1	0.71	ug/kg	
591-78-6	2-Hexanone	ND	10	0.78	ug/kg	
1634-04-4	Methyl Tert Butyl Ether	ND	2.1	0.19	ug/kg	
108-10-1	4-Methyl-2-pentanone (MIBK)	ND	5.2	0.56	ug/kg	
75-09-2	Methylene chloride	0.77	2.1	0.55	ug/kg	J
100-42-5	Styrene	ND	5.2	0.18	ug/kg	
79-34-5	1,1,2,2-Tetrachloroethane	ND	2.1	0.41	ug/kg	
127-18-4	Tetrachloroethene	ND	2.1	0.32	ug/kg	
108-88-3	Toluene	ND	5.2	0.21	ug/kg	
71-55-6	1,1,1-Trichloroethane	ND	2.1	0.23	ug/kg	
79-00-5	1,1,2-Trichloroethane	ND	2.1	0.59	ug/kg	

ND = Not detected MDL = Method Detection Limit

RL = Reporting Limit

E = Indicates value exceeds calibration range

J = Indicates an estimated value

B = Indicates analyte found in associated method blank

N = Indicates presumptive evidence of a compound

Report of Analysis

Client Sample ID: RE1-1(0-1)-071614D		Date Sampled: 07/16/14
Lab Sample ID: MC32206-14		Date Received: 07/18/14
Matrix: SO - Soil		Percent Solids: 79.9
Method: SW846 8260C		
Project: IDOT #062, FAP 343: IL Route 68, Bloomington Hills / East Dundee, IL		

VOA TCL List

CAS No.	Compound	Result	RL	MDL	Units	Q
79-01-6	Trichloroethene	ND	2.1	0.25	ug/kg	
75-01-4	Vinyl chloride	ND	2.1	0.94	ug/kg	
1330-20-7	Xylene (total)	ND	2.1	0.23	ug/kg	

CAS No.	Surrogate Recoveries	Run# 1	Run# 2	Limits
1868-53-7	Dibromofluoromethane	109%		70-130%
2037-26-5	Toluene-D8	105%		70-130%
460-00-4	4-Bromofluorobenzene	88%		70-130%

ND = Not detected MDL = Method Detection Limit
 RL = Reporting Limit
 E = Indicates value exceeds calibration range

J = Indicates an estimated value
 B = Indicates analyte found in associated method blank
 N = Indicates presumptive evidence of a compound

4.40
4

Report of Analysis

Client Sample ID:	RE1-1(0-1)-071614D	Date Sampled:	07/16/14
Lab Sample ID:	MC32206-14	Date Received:	07/18/14
Matrix:	SO - Soil	Percent Solids:	79.9
Method:	SW846 8270D SW846 3546		
Project:	IDOT #062, FAP 343: IL Route 68, Bloomington Hills / East Dundee, IL		

Run #1	File ID	DF	Analyzed	By	Prep Date	Prep Batch	Analytical Batch
Run #1	X04020.D	1	07/29/14	WK	07/19/14	OP39033	MSX132
Run #2							

Run #1	Initial Weight	Final Volume
Run #1	20.8 g	1.0 ml
Run #2		

ABN TCL List

CAS No.	Compound	Result	RL	MDL	Units	Q
95-57-8	2-Chlorophenol	ND	300	14	ug/kg	
59-50-7	4-Chloro-3-methyl phenol	ND	600	15	ug/kg	
120-83-2	2,4-Dichlorophenol	ND	600	17	ug/kg	
105-67-9	2,4-Dimethylphenol	ND	600	98	ug/kg	
51-28-5	2,4-Dinitrophenol	ND	1200	150	ug/kg	
534-52-1	4,6-Dinitro-o-cresol	ND	600	75	ug/kg	
95-48-7	2-Methylphenol	ND	600	24	ug/kg	
106-44-5	4-Methylphenol	ND	600	31	ug/kg	
88-75-5	2-Nitrophenol	ND	600	16	ug/kg	
100-02-7	4-Nitrophenol	ND	1200	110	ug/kg	
87-86-5	Pentachlorophenol	ND	600	42	ug/kg	
108-95-2	Phenol	ND	300	17	ug/kg	
95-95-4	2,4,5-Trichlorophenol	ND	600	15	ug/kg	
88-06-2	2,4,6-Trichlorophenol	ND	600	15	ug/kg	
83-32-9	Acenaphthene	ND	120	16	ug/kg	
208-96-8	Acenaphthylene	ND	120	12	ug/kg	
120-12-7	Anthracene	ND	120	14	ug/kg	
56-55-3	Benzo(a)anthracene	17.1	120	16	ug/kg	J
50-32-8	Benzo(a)pyrene	119	120	13	ug/kg	J
205-99-2	Benzo(b)fluoranthene	156	120	15	ug/kg	
191-24-2	Benzo(g,h,i)perylene	145	120	12	ug/kg	
101-55-3	4-Bromophenyl phenyl ether	ND	300	15	ug/kg	
85-68-7	Butyl benzyl phthalate	ND	300	12	ug/kg	
91-58-7	2-Chloronaphthalene	ND	300	16	ug/kg	
106-47-8	4-Chloroaniline	ND	600	15	ug/kg	
86-74-8	Carbazole	ND	120	14	ug/kg	
218-01-9	Chrysene	42.4	120	15	ug/kg	J
111-91-1	bis(2-Chloroethoxy)methane	ND	300	14	ug/kg	
111-44-4	bis(2-Chloroethyl)ether	ND	300	18	ug/kg	
108-60-1	bis(2-Chloroisopropyl)ether	ND	300	22	ug/kg	
7005-72-3	4-Chlorophenyl phenyl ether	ND	300	18	ug/kg	
95-50-1	1,2-Dichlorobenzene	ND	300	16	ug/kg	

ND = Not detected MDL = Method Detection Limit

RL = Reporting Limit

E = Indicates value exceeds calibration range

J = Indicates an estimated value

B = Indicates analyte found in associated method blank

N = Indicates presumptive evidence of a compound

Report of Analysis

Client Sample ID: RE1-1(0-1)-071614D	Date Sampled: 07/16/14
Lab Sample ID: MC32206-14	Date Received: 07/18/14
Matrix: SO - Soil	Percent Solids: 79.9
Project: IDOT #062, FAP 343: IL Route 68, Bloomington Hills / East Dundee, IL	

Metals Analysis

Analyte	Result	RL	MDL	Units	DF	Prep	Analyzed By	Method	Prep Method
Antimony	0.12 U	1.1	0.12	mg/kg	1	07/21/14	07/22/14	EAL SW846 6010C ¹	SW846 3050B ⁴
Arsenic	8.2	1.1	0.21	mg/kg	1	07/21/14	07/22/14	EAL SW846 6010C ¹	SW846 3050B ⁴
Barium	76.2	5.3	0.057	mg/kg	1	07/21/14	07/22/14	EAL SW846 6010C ¹	SW846 3050B ⁴
Beryllium	0.58	0.42	0.023	mg/kg	1	07/21/14	07/22/14	EAL SW846 6010C ¹	SW846 3050B ⁴
Cadmium	0.15 B	0.42	0.025	mg/kg	1	07/21/14	07/22/14	EAL SW846 6010C ¹	SW846 3050B ⁴
Calcium	70700	5300	6.1	mg/kg	10	07/21/14	07/23/14	EAL SW846 6010C ²	SW846 3050B ⁴
Chromium	22.5	1.1	0.063	mg/kg	1	07/21/14	07/22/14	EAL SW846 6010C ¹	SW846 3050B ⁴
Cobalt	10.9	5.3	0.053	mg/kg	1	07/21/14	07/22/14	EAL SW846 6010C ¹	SW846 3050B ⁴
Copper	24.6	2.7	0.17	mg/kg	1	07/21/14	07/22/14	EAL SW846 6010C ¹	SW846 3050B ⁴
Iron	19500	11	0.67	mg/kg	1	07/21/14	07/22/14	EAL SW846 6010C ¹	SW846 3050B ⁴
Lead	27.7	1.1	0.24	mg/kg	1	07/21/14	07/22/14	EAL SW846 6010C ¹	SW846 3050B ⁴
Magnesium	40600	530	4.4	mg/kg	1	07/21/14	07/22/14	EAL SW846 6010C ¹	SW846 3050B ⁴
Manganese	504	1.6	0.046	mg/kg	1	07/21/14	07/22/14	EAL SW846 6010C ¹	SW846 3050B ⁴
Mercury	0.033 B	0.040	0.014	mg/kg	1	07/24/14	07/24/14	SA SW846 7471B ³	SW846 7471B ⁵
Nickel	26.4	4.2	0.060	mg/kg	1	07/21/14	07/22/14	EAL SW846 6010C ¹	SW846 3050B ⁴
Potassium	1810	530	3.9	mg/kg	1	07/21/14	07/22/14	EAL SW846 6010C ¹	SW846 3050B ⁴
Selenium	0.26 U	1.1	0.26	mg/kg	1	07/21/14	07/22/14	EAL SW846 6010C ¹	SW846 3050B ⁴
Silver	0.34 B	0.53	0.046	mg/kg	1	07/21/14	07/22/14	EAL SW846 6010C ¹	SW846 3050B ⁴
Sodium	767	530	2.0	mg/kg	1	07/21/14	07/22/14	EAL SW846 6010C ¹	SW846 3050B ⁴
Thallium	0.48 B	1.1	0.15	mg/kg	1	07/21/14	07/22/14	EAL SW846 6010C ¹	SW846 3050B ⁴
Vanadium	26.5	1.1	0.047	mg/kg	1	07/21/14	07/22/14	EAL SW846 6010C ¹	SW846 3050B ⁴
Zinc	101	2.1	0.27	mg/kg	1	07/21/14	07/22/14	EAL SW846 6010C ¹	SW846 3050B ⁴

(1) Instrument QC Batch: MA17378

(2) Instrument QC Batch: MA17382

(3) Instrument QC Batch: MA17383

(4) Prep QC Batch: MP23379

(5) Prep QC Batch: MP23394

RL = Reporting Limit
MDL = Method Detection Limit

U = Indicates a result < MDL
B = Indicates a result > = MDL but < RL

Report of Analysis

Client Sample ID: RE1-1(0-1)-071614D	Date Sampled: 07/16/14
Lab Sample ID: MC32206-14	Date Received: 07/18/14
Matrix: SO - Soil	Percent Solids: 79.9
Project: IDOT #062, FAP 343: IL Route 68, Bloomington Hills / East Dundee, IL	

General Chemistry

Analyte	Result	RL	Units	DF	Analyzed	By	Method
Solids, Percent	79.9		%	1	07/21/14	KF	SM21 2540 B MOD.
pH	8.6		su	1	07/22/14	CF	SW846 9045D

RL = Reporting Limit

4.40
4

Report of Analysis

Client Sample ID: RE1-1(0-1)-071614D		Date Sampled: 07/16/14
Lab Sample ID: MC32206-14A		Date Received: 07/18/14
Matrix: SO - Soil		Percent Solids: 79.9
Project: IDOT #062, FAP 343: IL Route 68, Bloomington Hills / East Dundee, IL		

Metals Analysis, TCLP Leachate SW846 1311

Analyte	Result	HW#	MCL	RL	MDL	Units	DF	Prep	Analyzed By	Method
Arsenic	0.0024 U	D004	5.0	0.010	0.0024	mg/l	1	07/29/14	07/30/14	EAL SW846 6010C ¹
Barium	0.41 B	D005	100	0.50	0.0020	mg/l	1	07/29/14	07/30/14	EAL SW846 6010C ¹
Beryllium	0.00018 U			0.0040	0.00018	mg/l	1	07/29/14	07/30/14	EAL SW846 6010C ¹
Cadmium	0.00080 B	D006	1.0	0.0040	0.00024	mg/l	1	07/29/14	07/30/14	EAL SW846 6010C ¹
Chromium	0.0012 B	D007	5.0	0.010	0.00073	mg/l	1	07/29/14	07/30/14	EAL SW846 6010C ¹
Cobalt	0.00060 U			0.050	0.00060	mg/l	1	07/29/14	07/30/14	EAL SW846 6010C ¹
Copper	0.0036 U			0.025	0.0036	mg/l	1	07/29/14	07/30/14	EAL SW846 6010C ¹
Iron	0.019 B			0.10	0.0074	mg/l	1	07/29/14	07/30/14	EAL SW846 6010C ¹
Lead	0.0023 B	D008	5.0	0.010	0.0019	mg/l	1	07/29/14	07/30/14	EAL SW846 6010C ¹
Manganese	0.18			0.015	0.00035	mg/l	1	07/29/14	07/30/14	EAL SW846 6010C ¹
Mercury	0.00010 U	D009	0.20	0.00020	0.00010	mg/l	1	07/29/14	07/30/14	SA SW846 7470A ²
Nickel	0.0057 B			0.040	0.00057	mg/l	1	07/29/14	07/30/14	EAL SW846 6010C ¹
Selenium	0.0035 B	D010	1.0	0.025	0.0027	mg/l	1	07/29/14	07/30/14	EAL SW846 6010C ¹
Silver	0.00096 U	D011	5.0	0.0050	0.00096	mg/l	1	07/29/14	07/30/14	EAL SW846 6010C ¹
Zinc	0.0053 B			0.10	0.0042	mg/l	1	07/29/14	07/30/14	EAL SW846 6010C ¹

- (1) Instrument QC Batch: MA17393
- (2) Instrument QC Batch: MA17394
- (3) Prep QC Batch: MP23415
- (4) Prep QC Batch: MP23417

RL = Reporting Limit MDL = Method Detection Limit U = Indicates a result < MDL
 MCL = Maximum Contamination Level (40 CFR 261.6/96) B = Indicates a result > = MDL but < RL

4.41
4

Report of Analysis

Client Sample ID: RE1-1(0-1)-071614D		Date Sampled: 07/16/14
Lab Sample ID: MC32206-14B		Date Received: 07/18/14
Matrix: SO - Soil		Percent Solids: 79.9
Project: IDOT #062, FAP 343: IL Route 68, Bloomington Hills / East Dundee, IL		

Metals Analysis, SPLP Leachate SW846 1312

Analyte	Result	MCL	RL	MDL	Units	DF	Prep	Analyzed By	Method
Arsenic	0.11		0.010	0.0024	mg/l	1	07/25/14	07/28/14 EAL	SW846 6010C ²
Barium	0.75		0.50	0.0020	mg/l	1	07/25/14	07/28/14 EAL	SW846 6010C ²
Beryllium	0.0097		0.0040	0.00018	mg/l	1	07/25/14	07/28/14 EAL	SW846 6010C ²
Cadmium	0.0012 B		0.0040	0.00024	mg/l	1	07/25/14	07/28/14 EAL	SW846 6010C ²
Chromium	0.23		0.010	0.00073	mg/l	1	07/25/14	07/28/14 EAL	SW846 6010C ²
Cobalt	0.058		0.050	0.00060	mg/l	1	07/25/14	07/28/14 EAL	SW846 6010C ²
Copper	0.29		0.025	0.0036	mg/l	1	07/25/14	07/28/14 EAL	SW846 6010C ²
Iron	278		0.50	0.037	mg/l	5	07/25/14	07/30/14 EAL	SW846 6010C ³
Lead	0.11		0.010	0.0019	mg/l	1	07/25/14	07/28/14 EAL	SW846 6010C ²
Manganese	1.0		0.015	0.00035	mg/l	1	07/25/14	07/28/14 EAL	SW846 6010C ²
Mercury	0.00037		0.00020	0.00010	mg/l	1	07/25/14	07/25/14 SA	SW846 7470A ¹
Nickel	0.27		0.040	0.00057	mg/l	1	07/25/14	07/28/14 EAL	SW846 6010C ²
Selenium	0.0027 U		0.025	0.0027	mg/l	1	07/25/14	07/28/14 EAL	SW846 6010C ²
Silver	0.00096 U		0.0050	0.00096	mg/l	1	07/25/14	07/28/14 EAL	SW846 6010C ²
Zinc	0.66		0.10	0.0042	mg/l	1	07/25/14	07/28/14 EAL	SW846 6010C ²

- (1) Instrument QC Batch: MA17385
- (2) Instrument QC Batch: MA17389
- (3) Instrument QC Batch: MA17393
- (4) Prep QC Batch: MP23405
- (5) Prep QC Batch: MP23406

RL = Reporting Limit MDL = Method Detection Limit U = Indicates a result < MDL
 MCL = Maximum Contamination Level (not available) B = Indicates a result > = MDL but < RL

4.42
4

Technical Report for

Weston Solutions, Inc.

IDOT #062, FAP 343: IL Route 68, Bloomington Hills / East Dundee, IL

IDOT#02056.013.062.0030

Accutest Job Number: MC32134A

Sampling Date: 07/15/14

Report to:


Weston Solutions, Inc.
300 Plaza Circle Suite 202
Mundelein, IL 60060-2342
andris.slesers@westonsolutions.com

ATTN: Andris Slesres

Total number of pages in report: **273**



Test results contained within this data package meet the requirements of the National Environmental Laboratory Accreditation Program and/or state specific certification programs as applicable.



Reza Fand
Lab Director

Client Service contact: Jeremy Vienneau 508-481-6200

Certifications: MA (M-MA136, SW846 NELAC) CT (PH-0109) NH (250210) RI (00071) ME (MA00136) FL (E87579) NY (11791) NJ (MA926) PA (6801121) ND (R-188) CO MN (11546AA) NC (653) IL (002337) WI (399080220) DoD ELAP (L-A-B L2235)

This report shall not be reproduced, except in its entirety, without the written approval of Accutest Laboratories.
Test results relate only to samples analyzed.

Report of Analysis

Client Sample ID:	RE1-3(0-1)-071514	Date Sampled:	07/15/14
Lab Sample ID:	MC32134-23	Date Received:	07/16/14
Matrix:	SO - Soil	Percent Solids:	83.1
Method:	SW846 8260C		
Project:	IDOT #062, FAP 343: IL Route 68, Bloomington Hills / East Dundee, IL		

Run #	File ID	DF	Analyzed	By	Prep Date	Prep Batch	Analytical Batch
Run #1	M67044.D	1	07/24/14	KD	n/a	n/a	MSM2369
Run #2							

Run #	Initial Weight	Final Volume
Run #1	5.15 g	5.0 ml
Run #2		

VOA TCL List

CAS No.	Compound	Result	RL	MDL	Units	Q
67-64-1	Acetone	ND	12	3.3	ug/kg	
71-43-2	Benzene	0.82	0.58	0.39	ug/kg	
75-27-4	Bromodichloromethane	ND	2.3	0.24	ug/kg	
75-25-2	Bromoform	ND	2.3	0.42	ug/kg	
74-83-9	Bromomethane	ND	2.3	0.70	ug/kg	
78-93-3	2-Butanone (MEK)	ND	12	3.6	ug/kg	
75-15-0	Carbon disulfide	ND	5.8	0.15	ug/kg	
56-23-5	Carbon tetrachloride	ND	2.3	0.26	ug/kg	
108-90-7	Chlorobenzene	ND	2.3	0.18	ug/kg	
75-00-3	Chloroethane	ND	5.8	0.88	ug/kg	
67-66-3	Chloroform	ND	2.3	0.20	ug/kg	
74-87-3	Chloromethane	ND	5.8	0.66	ug/kg	
124-48-1	Dibromochloromethane	ND	2.3	0.38	ug/kg	
75-34-3	1,1-Dichloroethane	ND	2.3	0.31	ug/kg	
107-06-2	1,2-Dichloroethane	ND	2.3	0.38	ug/kg	
75-35-4	1,1-Dichloroethene	ND	2.3	0.48	ug/kg	
156-59-2	cis-1,2-Dichloroethene	ND	2.3	0.53	ug/kg	
156-60-5	trans-1,2-Dichloroethene	ND	2.3	0.49	ug/kg	
78-87-5	1,2-Dichloropropane	ND	2.3	0.49	ug/kg	
10061-01-5	cis-1,3-Dichloropropene	ND	2.3	0.26	ug/kg	
10061-02-6	trans-1,3-Dichloropropene	ND	2.3	0.31	ug/kg	
100-41-4	Ethylbenzene	ND	2.3	0.81	ug/kg	
591-78-6	2-Hexanone	ND	12	0.89	ug/kg	
1634-04-4	Methyl Tert Butyl Ether	ND	2.3	0.21	ug/kg	
108-10-1	4-Methyl-2-pentanone (MIBK)	ND	5.8	0.63	ug/kg	
75-09-2	Methylene chloride	1.1	2.3	0.62	ug/kg	J
100-42-5	Styrene	ND	5.8	0.20	ug/kg	
79-34-5	1,1,2,2-Tetrachloroethane	ND	2.3	0.46	ug/kg	
127-18-4	Tetrachloroethene	ND	2.3	0.37	ug/kg	
108-88-3	Toluene	0.89	5.8	0.24	ug/kg	J
71-55-6	1,1,1-Trichloroethane	ND	2.3	0.25	ug/kg	
79-00-5	1,1,2-Trichloroethane	ND	2.3	0.67	ug/kg	

ND = Not detected MDL = Method Detection Limit

RL = Reporting Limit

E = Indicates value exceeds calibration range

J = Indicates an estimated value

B = Indicates analyte found in associated method blank

N = Indicates presumptive evidence of a compound

Report of Analysis

Client Sample ID: RE1-3(0-1)-071514		Date Sampled: 07/15/14
Lab Sample ID: MC32134-23		Date Received: 07/16/14
Matrix: SO - Soil		Percent Solids: 83.1
Method: SW846 8260C		
Project: IDOT #062, FAP 343: IL Route 68, Bloomington Hills / East Dundee, IL		

VOA TCL List

CAS No.	Compound	Result	RL	MDL	Units	Q
79-01-6	Trichloroethene	ND	2.3	0.29	ug/kg	
75-01-4	Vinyl chloride	ND	2.3	1.1	ug/kg	
1330-20-7	Xylene (total)	0.51	2.3	0.26	ug/kg	J

CAS No.	Surrogate Recoveries	Run# 1	Run# 2	Limits
1868-53-7	Dibromofluoromethane	115%		70-130%
2037-26-5	Toluene-D8	104%		70-130%
460-00-4	4-Bromofluorobenzene	90%		70-130%

ND = Not detected MDL = Method Detection Limit
 RL = Reporting Limit
 E = Indicates value exceeds calibration range

J = Indicates an estimated value
 B = Indicates analyte found in associated method blank
 N = Indicates presumptive evidence of a compound

4.7
4

Report of Analysis

Client Sample ID:	RE1-3(0-1)-071514	Date Sampled:	07/15/14
Lab Sample ID:	MC32134-23	Date Received:	07/16/14
Matrix:	SO - Soil	Percent Solids:	83.1
Method:	SW846 8270D SW846 3546		
Project:	IDOT #062, FAP 343: IL Route 68, Bloomington Hills / East Dundee, IL		

Run #1	File ID	DF	Analyzed	By	Prep Date	Prep Batch	Analytical Batch
Run #1	F74881.D	1	07/25/14	WK	07/17/14	OP38999	MSF3298
Run #2							

Run #1	Initial Weight	Final Volume
Run #1	20.1 g	1.0 ml
Run #2		

ABN TCL List

CAS No.	Compound	Result	RL	MDL	Units	Q
95-57-8	2-Chlorophenol	ND	300	13	ug/kg	
59-50-7	4-Chloro-3-methyl phenol	ND	600	15	ug/kg	
120-83-2	2,4-Dichlorophenol	ND	600	17	ug/kg	
105-67-9	2,4-Dimethylphenol	ND	600	97	ug/kg	
51-28-5	2,4-Dinitrophenol	ND	1200	150	ug/kg	
534-52-1	4,6-Dinitro-o-cresol	ND	600	75	ug/kg	
95-48-7	2-Methylphenol	ND	600	24	ug/kg	
106-44-5	4-Methylphenol	ND	600	31	ug/kg	
88-75-5	2-Nitrophenol	ND	600	16	ug/kg	
100-02-7	4-Nitrophenol	ND	1200	110	ug/kg	
87-86-5	Pentachlorophenol	ND	600	42	ug/kg	
108-95-2	Phenol	ND	300	17	ug/kg	
95-95-4	2,4,5-Trichlorophenol	ND	600	15	ug/kg	
88-06-2	2,4,6-Trichlorophenol	ND	600	15	ug/kg	
83-32-9	Acenaphthene	ND	120	16	ug/kg	
208-96-8	Acenaphthylene	ND	120	12	ug/kg	
120-12-7	Anthracene	70.0	120	14	ug/kg	J
56-55-3	Benzo(a)anthracene	326	120	15	ug/kg	
50-32-8	Benzo(a)pyrene	414	120	13	ug/kg	
205-99-2	Benzo(b)fluoranthene	518	120	15	ug/kg	
191-24-2	Benzo(g,h,i)perylene	347	120	12	ug/kg	
101-55-3	4-Bromophenyl phenyl ether	ND	300	15	ug/kg	
85-68-7	Butyl benzyl phthalate	ND	300	12	ug/kg	
91-58-7	2-Chloronaphthalene	ND	300	16	ug/kg	
106-47-8	4-Chloroaniline	ND	600	15	ug/kg	
86-74-8	Carbazole	42.2	120	14	ug/kg	J
218-01-9	Chrysene	453	120	15	ug/kg	
111-91-1	bis(2-Chloroethoxy)methane	ND	300	14	ug/kg	
111-44-4	bis(2-Chloroethyl)ether	ND	300	18	ug/kg	
108-60-1	bis(2-Chloroisopropyl)ether	ND	300	21	ug/kg	
7005-72-3	4-Chlorophenyl phenyl ether	ND	300	18	ug/kg	
95-50-1	1,2-Dichlorobenzene	ND	300	15	ug/kg	

ND = Not detected MDL = Method Detection Limit

RL = Reporting Limit

E = Indicates value exceeds calibration range

J = Indicates an estimated value

B = Indicates analyte found in associated method blank

N = Indicates presumptive evidence of a compound

Report of Analysis

Client Sample ID:	RE1-3(0-1)-071514	Date Sampled:	07/15/14
Lab Sample ID:	MC32134-23	Date Received:	07/16/14
Matrix:	SO - Soil	Percent Solids:	83.1
Method:	SW846 8270D SW846 3546		
Project:	IDOT #062, FAP 343: IL Route 68, Bloomington Hills / East Dundee, IL		

ABN TCL List

CAS No.	Compound	Result	RL	MDL	Units	Q
541-73-1	1,3-Dichlorobenzene	ND	300	17	ug/kg	
106-46-7	1,4-Dichlorobenzene	ND	300	16	ug/kg	
121-14-2	2,4-Dinitrotoluene	ND	600	40	ug/kg	
606-20-2	2,6-Dinitrotoluene	ND	600	15	ug/kg	
91-94-1	3,3'-Dichlorobenzidine	ND	300	30	ug/kg	
53-70-3	Dibenzo(a,h)anthracene	105	120	14	ug/kg	J
132-64-9	Dibenzofuran	ND	120	17	ug/kg	
84-74-2	Di-n-butyl phthalate	ND	300	32	ug/kg	
117-84-0	Di-n-octyl phthalate	141	300	9.3	ug/kg	J
84-66-2	Diethyl phthalate	ND	300	15	ug/kg	
131-11-3	Dimethyl phthalate	ND	300	17	ug/kg	
117-81-7	bis(2-Ethylhexyl)phthalate	45.7	300	11	ug/kg	J
206-44-0	Fluoranthene	924	120	16	ug/kg	
86-73-7	Fluorene	20.7	120	16	ug/kg	J
118-74-1	Hexachlorobenzene	ND	300	19	ug/kg	
87-68-3	Hexachlorobutadiene	ND	300	17	ug/kg	
77-47-4	Hexachlorocyclopentadiene	ND	600	150	ug/kg	
67-72-1	Hexachloroethane	ND	300	14	ug/kg	
193-39-5	Indeno(1,2,3-cd)pyrene	279	120	13	ug/kg	
78-59-1	Isophorone	ND	300	14	ug/kg	
91-57-6	2-Methylnaphthalene	ND	120	15	ug/kg	
88-74-4	2-Nitroaniline	ND	600	15	ug/kg	
99-09-2	3-Nitroaniline	ND	600	33	ug/kg	
100-01-6	4-Nitroaniline	ND	600	15	ug/kg	
91-20-3	Naphthalene	ND	120	19	ug/kg	
98-95-3	Nitrobenzene	ND	300	16	ug/kg	
621-64-7	N-Nitroso-di-n-propylamine	ND	300	17	ug/kg	
86-30-6	N-Nitrosodiphenylamine	ND	300	18	ug/kg	
85-01-8	Phenanthrene	419	120	16	ug/kg	
129-00-0	Pyrene	669	120	14	ug/kg	
120-82-1	1,2,4-Trichlorobenzene	ND	300	16	ug/kg	

CAS No.	Surrogate Recoveries	Run# 1	Run# 2	Limits
367-12-4	2-Fluorophenol	53%		30-130%
4165-62-2	Phenol-d5	53%		30-130%
118-79-6	2,4,6-Tribromophenol	75%		30-130%
4165-60-0	Nitrobenzene-d5	52%		30-130%
321-60-8	2-Fluorobiphenyl	61%		30-130%
1718-51-0	Terphenyl-d14	67%		30-130%

ND = Not detected MDL = Method Detection Limit

RL = Reporting Limit

E = Indicates value exceeds calibration range

J = Indicates an estimated value

B = Indicates analyte found in associated method blank

N = Indicates presumptive evidence of a compound

Report of Analysis

Client Sample ID: RE1-3(0-1)-071514	Date Sampled: 07/15/14
Lab Sample ID: MC32134-23	Date Received: 07/16/14
Matrix: SO - Soil	Percent Solids: 83.1
Project: IDOT #062, FAP 343: IL Route 68, Bloomington Hills / East Dundee, IL	

Metals Analysis

Analyte	Result	RL	MDL	Units	DF	Prep	Analyzed By	Method	Prep Method
Antimony	0.37 B	1.0	0.12	mg/kg	1	07/17/14	07/18/14	EAL SW846 6010C ²	SW846 3050B ⁵
Arsenic	3.2	1.0	0.20	mg/kg	1	07/17/14	07/18/14	EAL SW846 6010C ²	SW846 3050B ⁵
Barium	30.0	5.1	0.055	mg/kg	1	07/17/14	07/18/14	EAL SW846 6010C ²	SW846 3050B ⁵
Beryllium	0.19 B	0.41	0.022	mg/kg	1	07/17/14	07/18/14	EAL SW846 6010C ²	SW846 3050B ⁵
Cadmium	0.23 B	0.41	0.024	mg/kg	1	07/17/14	07/18/14	EAL SW846 6010C ²	SW846 3050B ⁵
Calcium	110000	5100	5.9	mg/kg	10	07/17/14	07/21/14	EAL SW846 6010C ³	SW846 3050B ⁵
Chromium	46.9	1.0	0.061	mg/kg	1	07/17/14	07/18/14	EAL SW846 6010C ²	SW846 3050B ⁵
Cobalt	4.0 B	5.1	0.052	mg/kg	1	07/17/14	07/18/14	EAL SW846 6010C ²	SW846 3050B ⁵
Copper	120	2.6	0.16	mg/kg	1	07/17/14	07/18/14	EAL SW846 6010C ²	SW846 3050B ⁵
Iron	10500	10	0.65	mg/kg	1	07/17/14	07/18/14	EAL SW846 6010C ²	SW846 3050B ⁵
Lead	82.8	1.0	0.23	mg/kg	1	07/17/14	07/18/14	EAL SW846 6010C ²	SW846 3050B ⁵
Magnesium	63800	510	4.3	mg/kg	1	07/17/14	07/18/14	EAL SW846 6010C ²	SW846 3050B ⁵
Manganese	323	1.5	0.045	mg/kg	1	07/17/14	07/18/14	EAL SW846 6010C ²	SW846 3050B ⁵
Mercury	0.017 B	0.039	0.013	mg/kg	1	07/17/14	07/18/14	SA SW846 7471B ¹	SW846 7471B ⁴
Nickel	10.1	4.1	0.058	mg/kg	1	07/17/14	07/18/14	EAL SW846 6010C ²	SW846 3050B ⁵
Potassium	572	510	3.7	mg/kg	1	07/17/14	07/18/14	EAL SW846 6010C ²	SW846 3050B ⁵
Selenium	0.26 U	1.0	0.26	mg/kg	1	07/17/14	07/18/14	EAL SW846 6010C ²	SW846 3050B ⁵
Silver	0.045 U	0.51	0.045	mg/kg	1	07/17/14	07/18/14	EAL SW846 6010C ²	SW846 3050B ⁵
Sodium	231 B	510	1.9	mg/kg	1	07/17/14	07/18/14	EAL SW846 6010C ²	SW846 3050B ⁵
Thallium	0.41 B	1.0	0.14	mg/kg	1	07/17/14	07/18/14	EAL SW846 6010C ²	SW846 3050B ⁵
Vanadium	12.9	1.0	0.045	mg/kg	1	07/17/14	07/18/14	EAL SW846 6010C ²	SW846 3050B ⁵
Zinc	140	2.1	0.27	mg/kg	1	07/17/14	07/18/14	EAL SW846 6010C ²	SW846 3050B ⁵

- (1) Instrument QC Batch: MA17368
- (2) Instrument QC Batch: MA17370
- (3) Instrument QC Batch: MA17373
- (4) Prep QC Batch: MP23363
- (5) Prep QC Batch: MP23364

RL = Reporting Limit
 MDL = Method Detection Limit

U = Indicates a result < MDL
 B = Indicates a result > = MDL but < RL

4.7
 4

Report of Analysis

Client Sample ID: RE1-3(0-1)-071514		Date Sampled: 07/15/14
Lab Sample ID: MC32134-23		Date Received: 07/16/14
Matrix: SO - Soil		Percent Solids: 83.1
Project: IDOT #062, FAP 343: IL Route 68, Bloomington Hills / East Dundee, IL		

General Chemistry

Analyte	Result	RL	Units	DF	Analyzed	By	Method
Solids, Percent	83.1		%	1	07/17/14	KF	SM21 2540 B MOD.
pH	8.1		su	1	07/17/14	MA	SW846 9045D

RL = Reporting Limit

4.7
4

Report of Analysis

Client Sample ID: RE1-3(0-1)-071514		Date Sampled: 07/15/14
Lab Sample ID: MC32134-23A		Date Received: 07/16/14
Matrix: SO - Soil		Percent Solids: 83.1
Project: IDOT #062, FAP 343: IL Route 68, Bloomington Hills / East Dundee, IL		

Metals Analysis, TCLP Leachate SW846 1311

Analyte	Result	HW#	MCL	RL	MDL	Units	DF	Prep	Analyzed By	Method
Arsenic	0.0024 U	D004	5.0	0.010	0.0024	mg/l	1	07/22/14	07/22/14	EAL SW846 6010C ¹
Barium	0.26 B	D005	100	0.50	0.0020	mg/l	1	07/22/14	07/22/14	EAL SW846 6010C ¹
Beryllium	0.00018 U			0.0040	0.00018	mg/l	1	07/22/14	07/22/14	EAL SW846 6010C ¹
Cadmium	0.00070 B	D006	1.0	0.0040	0.00024	mg/l	1	07/22/14	07/22/14	EAL SW846 6010C ¹
Chromium	0.0040 B	D007	5.0	0.010	0.00073	mg/l	1	07/22/14	07/22/14	EAL SW846 6010C ¹
Cobalt	0.00060 U			0.050	0.00060	mg/l	1	07/22/14	07/22/14	EAL SW846 6010C ¹
Copper	0.0065 B			0.025	0.0036	mg/l	1	07/22/14	07/22/14	EAL SW846 6010C ¹
Iron	0.0074 U			0.10	0.0074	mg/l	1	07/22/14	07/22/14	EAL SW846 6010C ¹
Lead	0.0027 B	D008	5.0	0.010	0.0019	mg/l	1	07/22/14	07/22/14	EAL SW846 6010C ¹
Manganese	0.73			0.015	0.00035	mg/l	1	07/22/14	07/22/14	EAL SW846 6010C ¹
Mercury	0.00010 U	D009	0.20	0.00020	0.00010	mg/l	1	07/23/14	07/23/14	SA SW846 7470A ²
Nickel	0.0096 B			0.040	0.00057	mg/l	1	07/22/14	07/22/14	EAL SW846 6010C ¹
Selenium	0.0046 B	D010	1.0	0.025	0.0027	mg/l	1	07/22/14	07/22/14	EAL SW846 6010C ¹
Silver	0.0010 B	D011	5.0	0.0050	0.00096	mg/l	1	07/22/14	07/22/14	EAL SW846 6010C ¹
Zinc	0.23			0.10	0.0042	mg/l	1	07/22/14	07/22/14	EAL SW846 6010C ¹

- (1) Instrument QC Batch: MA17379
- (2) Instrument QC Batch: MA17381
- (3) Prep QC Batch: MP23385
- (4) Prep QC Batch: MP23390

RL = Reporting Limit MDL = Method Detection Limit U = Indicates a result < MDL
 MCL = Maximum Contamination Level (40 CFR 261.6/96) B = Indicates a result > = MDL but < RL

4.8
4

Report of Analysis

Client Sample ID: RE1-3(0-1)-071514		Date Sampled: 07/15/14
Lab Sample ID: MC32134-23B		Date Received: 07/16/14
Matrix: SO - Soil		Percent Solids: 83.1
Project: IDOT #062, FAP 343: IL Route 68, Bloomington Hills / East Dundee, IL		

Metals Analysis, SPLP Leachate SW846 1312

Analyte	Result	MCL	RL	MDL	Units	DF	Prep	Analyzed By	Method
Arsenic	0.0026 B		0.010	0.0024	mg/l	1	07/18/14	07/21/14 EAL	SW846 6010C ²
Barium	0.038 B		0.50	0.0020	mg/l	1	07/18/14	07/21/14 EAL	SW846 6010C ²
Beryllium	0.00030 B		0.0040	0.00018	mg/l	1	07/18/14	07/21/14 EAL	SW846 6010C ²
Cadmium	0.00024 U		0.0040	0.00024	mg/l	1	07/18/14	07/21/14 EAL	SW846 6010C ²
Chromium	0.016		0.010	0.00073	mg/l	1	07/18/14	07/21/14 EAL	SW846 6010C ²
Cobalt	0.0013 B		0.050	0.00060	mg/l	1	07/18/14	07/21/14 EAL	SW846 6010C ²
Copper	0.010 B		0.025	0.0036	mg/l	1	07/18/14	07/21/14 EAL	SW846 6010C ²
Iron	5.9		0.10	0.0074	mg/l	1	07/18/14	07/21/14 EAL	SW846 6010C ²
Lead	0.022		0.010	0.0019	mg/l	1	07/18/14	07/21/14 EAL	SW846 6010C ²
Manganese	0.075		0.015	0.00035	mg/l	1	07/18/14	07/21/14 EAL	SW846 6010C ²
Mercury	0.00010 U		0.00020	0.00010	mg/l	1	07/18/14	07/21/14 SA	SW846 7470A ¹
Nickel	0.0044 B		0.040	0.00057	mg/l	1	07/18/14	07/21/14 EAL	SW846 6010C ²
Selenium	0.0027 U		0.025	0.0027	mg/l	1	07/18/14	07/21/14 EAL	SW846 6010C ²
Silver	0.00096 U		0.0050	0.00096	mg/l	1	07/18/14	07/21/14 EAL	SW846 6010C ²
Zinc	0.066 B		0.10	0.0042	mg/l	1	07/18/14	07/21/14 EAL	SW846 6010C ²

- (1) Instrument QC Batch: MA17372
- (2) Instrument QC Batch: MA17374
- (3) Prep QC Batch: MP23374
- (4) Prep QC Batch: MP23375

RL = Reporting Limit MDL = Method Detection Limit U = Indicates a result < MDL
 MCL = Maximum Contamination Level (not available) B = Indicates a result > = MDL but < RL

4.9
4



Bureau of Land • 1021 North Grand Avenue East • P.O. Box 19276 • Springfield • Illinois • 62794-9276

Uncontaminated Soil Certification by Licensed Professional Engineer or Licensed Professional Geologist for Use of Uncontaminated Soil as Fill in a CCDD or Uncontaminated Soil Fill Operation LPC-663

Revised in accordance with 35 Ill. Adm. Code 1100, as amended by PCB R2012-009 (eff. Aug. 27, 2012)

This certification form is to be used by professional engineers and professional geologists to certify, pursuant to 35 Ill. Adm. Code 1100.205(a)(1)(B), that soil (i) is uncontaminated soil and (ii) is within a pH range of 6.26 to 9.0. If you have questions about this form, please telephone the Bureau of Land Permit Section at 217/524-3300.

This form may be completed online, saved locally, printed and signed, and submitted to prospective clean construction or demolition debris (CCDD) fill operations or uncontaminated soil fill operations.

I. Source Location Information

(Describe the location of the source of the uncontaminated soil)

Project Name: FAP 343: IL Rte 68: Priarie Lake Rd to IL Rte 62 Office Phone Number, if available: _____

Physical Site Location (address, including number and street):

100 Block of Dundee Rd

City: Barrington Hills State: IL Zip Code: _____

County: Cook Township: _____

Lat/Long of approximate center of site in decimal degrees (DD.ddddd) to five decimal places (e.g., 40.67890, -90.12345):

Latitude: 42.110382511 Longitude: -88.212501896

(Decimal Degrees) (-Decimal Degrees)

Identify how the lat/long data were determined:

GPS Map Interpolation Photo Interpolation Survey Other

IEPA Site Number(s), if assigned: BOL: _____ BOW: _____ BOA: _____

II. Owner/Operator Information for Source Site

Site Owner

Site Operator

Name: Illinois Department of Transportation

Name: Illinois Department of Transportation

Street Address: 201 West Center Court

Street Address: 201 West Center Court

PO Box: _____

PO Box: _____

City: Schaumburg State: IL

City: Schaumburg State: IL

Zip Code: 60196-1096 Phone: 847-705-4101

Zip Code: 60196-1096 Phone: 847-705-4101

Contact: Sam Mead

Contact: Sam Mead

Email, if available: Sam.Mead@illinois.gov

Email, if available: Sam.Mead@illinois.gov

This Agency is authorized to require this information under Section 4 and Title X of the Environmental Protection Act (415 ILCS 5/4, 5/39). Failure to disclose this information may result in: a civil penalty of not to exceed \$50,000 for the violation and an additional civil penalty of not to exceed \$10,000 for each day during which the violation continues (415 ILCS 5/42). This form has been approved by the Forms Management Center.

Project Name: FAP 343: IL Rte 68: Priarie Lake Rd to IL Rte 62

Latitude: 42.110382511 Longitude: -88.212501896

Uncontaminated Site Certification

III. Basis for Certification and Attachments

For each item listed below, reference the attachments to this form that provide the required information.

- a. A Description of the soil sample points and how they were determined to be sufficient in number and appropriately located 35 Ill. Adm. Code 1100.610(a):

LOCATION AG1-2 WAS SAMPLED ADJACENT TO ISGS SITE No. 2813-4. SEE FIGURE 3-3 AND TABLE 4-1 OF THE REVISED PRELIMINARY SITE INVESTIGATION REPORT FOR SAMPLING DETAILS.

- b. Analytical soil testing results to show that soil chemical constituents comply with the maximum allowable concentrations established pursuant to 35 Ill. Adm. Code Part 1100, Subpart F and that the soil pH is within the range of 6.25 to 9.0, including the documentation of chain of custody control, a copy of the lab analysis; the accreditation status of the laboratory performing the analysis; and certification by an authorized agent of the laboratory that the analysis has been performed in accordance with the Agency's rules for the accreditation of environmental and the scope of the accreditation [35 Ill. Adm. Code 1100.201(g), 1100.205(a), 1100.610]:

ACCUTEST ANALYTICAL REPORT - JOB NUMBER: MC32134A

IV. Certification Statement, Signature and Seal of Licensed Professional Engineer or Licensed Professional Geologist

I, Steven Gobelman, P.E., L.P.G (name of licensed professional engineer or geologist) certify under penalty of law that the information submitted, including but not limited to, all attachments and other information, is to the best of my knowledge and belief, true, accurate and complete. In accordance with the Environmental Protection Act [415 ILCS 5/22.51 or 22.51a] and 35 Ill. Adm. Code 1100.205(a), I certify that the soil from this site is uncontaminated soil. I also certify that the soil pH is within the range of 6.25 to 9.0. In addition, I certify that the soil has not been removed from the site as part of a cleanup or removal of contaminants. All necessary documentation is attached.

Any person who knowingly makes a false, fictitious, or fraudulent material statement, orally or in writing, to the Illinois EPA commits a Class 4 felony. A second or subsequent offense after conviction is a Class 3 felony. (415 ILCS 5/44(h))

Company Name: Illinois Department of Transportation


Street Address: 2300 South Dirksen Parkway

City: Springfield State: IL Zip Code: 62764

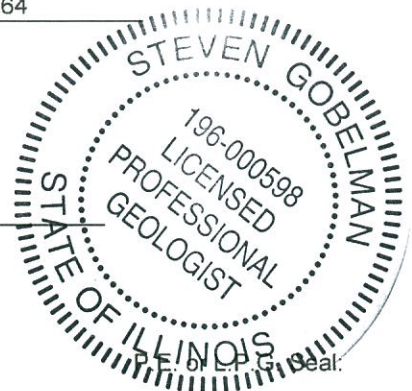
Phone: 217-785-4246

Steven Gobelman, P.E., L.P.G

Printed Name:


 Licensed Professional Engineer or
 Licensed Professional Geologist Signature:

9/9/14
Date:



Summary Table of ISGS Site No. 2813-4
Comparison of Detected Constituents to Applicable Reference Concentrations
Soil Analytical Results
Illinois Department of Transportation
FAP 343: Illinois Route 68 From Prairie Lakes Road to Illinois Route 62
Bloomington Hills / East Dundee, Cook / Kane Counties, Illinois

Field Sample ID	AG1-2(0-1)-071514	Soil Reference Concentrations^A
Sample Date	7/15/2014	
Location ID	AG1-2	
Depth	0 - 1	
ISGS Site Number	2813-4	
Parameter		
Laboratory pH	8.9	<6.25, >9.0
VOCs (ug/kg)		
Benzene	1	30
Carbon disulfide	0.96 J	9000
Methylene chloride	1.5 J	20
Toluene	1.3 J	12000
Xylene (Total)	0.63 J	5600
SVOCs (ug/kg)		
Benzo(a)anthracene	50.6 J	900 / 1100 / 1800
Benzo(a)pyrene	55.7 J	90 / 1300 / 2100
Benzo(b)fluoranthene	47.3 J	900 / 1500 / 2100
Benzo(g,h,i)perylene	36.7 J	---
Chrysene	66.4 J	88000
Fluoranthene	119	3100000
Indeno(1,2,3-cd)pyrene	29.6 J	900 / 900 / 1600
Phenanthrene	55.1 J	---
Pyrene	84.6 J	2300000
Total Metals (mg/kg)		
Arsenic, Total	9.2	11.3 / 13
Barium, Total	79.6	1500
Beryllium, Total	0.69	22
Cadmium, Total	0.58	5.2
Calcium, Total	35000	---
Chromium, Total	29.1 J	21
Cobalt, Total	10.2	20
Copper, Total	24.9	2900
Iron, Total	21100 J	15000 / 15900
Lead, Total	223	107
Magnesium, Total	23100	325000
Manganese, Total	419 J	630 / 636
Mercury, Total	0.017 J	0.89
Nickel, Total	23.6	100
Potassium, Total	2130 J	---
Sodium, Total	2190	---
Thallium, Total	0.17 J	2.6
Vanadium, Total	30.2	550
Zinc, Total	93.2 J	5100

Summary Table of ISGS Site No. 2813-4
Comparison of Detected Constituents to Applicable Reference Concentrations
Soil Analytical Results
Illinois Department of Transportation
FAP 343: Illinois Route 68 From Prairie Lakes Road to Illinois Route 62
Bloomington Hills / East Dundee, Cook / Kane Counties, Illinois

Field Sample ID	AG1-2(0-1)-071514	Soil Reference Concentrations^A
Sample Date	7/15/2014	
Location ID	AG1-2	
Depth	0 - 1	
ISGS Site Number	2813-4	
Parameter		
TCLP Metals (mg/l)		
Barium, TCLP	0.33 J	2
Cadmium, TCLP	0.0007 J	0.005
Chromium, TCLP	0.0026 J	0.1
Iron, TCLP	0.023 J	5
Lead, TCLP	0.0021 J	0.0075
Manganese, TCLP	0.024	0.15
Nickel, TCLP	0.006 J	0.1
Selenium, TCLP	0.0059 J	0.05
Silver, TCLP	0.0012 J	0.05
Zinc, TCLP	0.024 J	5
SPLP Metals (mg/l)		
Arsenic, SPLP	0.024	0.05
Barium, SPLP	0.24 J	2
Beryllium, SPLP	0.0022 J	0.004
Cadmium, SPLP	0.0013 J	0.005
Chromium, SPLP	0.076	0.1
Cobalt, SPLP	0.018 J	1
Copper, SPLP	0.071	0.65
Iron, SPLP	62.3	5
Lead, SPLP	0.36	0.0075
Manganese, SPLP	0.55	0.15
Nickel, SPLP	0.061	0.1
Selenium, SPLP	0.0032 J	0.05
Zinc, SPLP	0.33	5

Notes:

--- - not applicable or value not available.

^A - Soil reference concentrations from MAC Table. Background values for Chicago corporate limits and MSA counties are included, as applicable.

J - Estimated concentration.

 Shaded values indicate concentration **exceeds** Reference Concentration.

Technical Report for

Weston Solutions, Inc.

IDOT #062, FAP 343: IL Route 68, Bloomington Hills / East Dundee, IL

IDOT#02056.013.062.0030

Accutest Job Number: MC32134A

Sampling Date: 07/15/14

Report to:


Weston Solutions, Inc.
300 Plaza Circle Suite 202
Mundelein, IL 60060-2342
andris.slesers@westonsolutions.com

ATTN: Andris Slesres

Total number of pages in report: **273**



Test results contained within this data package meet the requirements of the National Environmental Laboratory Accreditation Program and/or state specific certification programs as applicable.



Reza Fand
Lab Director

Client Service contact: Jeremy Vienneau 508-481-6200

Certifications: MA (M-MA136, SW846 NELAC) CT (PH-0109) NH (250210) RI (00071) ME (MA00136) FL (E87579) NY (11791) NJ (MA926) PA (6801121) ND (R-188) CO MN (11546AA) NC (653) IL (002337) WI (399080220) DoD ELAP (L-A-B L2235)

This report shall not be reproduced, except in its entirety, without the written approval of Accutest Laboratories.
Test results relate only to samples analyzed.

Report of Analysis

Client Sample ID: AG1-2(0-1)-071514	
Lab Sample ID: MC32134-28	Date Sampled: 07/15/14
Matrix: SO - Soil	Date Received: 07/16/14
Method: SW846 8260C	Percent Solids: 85.4
Project: IDOT #062, FAP 343: IL Route 68, Bloomington Hills / East Dundee, IL	

Run #	File ID	DF	Analyzed	By	Prep Date	Prep Batch	Analytical Batch
Run #1	M67049.D	1	07/24/14	KD	n/a	n/a	MSM2369
Run #2							

Run #	Initial Weight	Final Volume
Run #1	4.18 g	5.0 ml
Run #2		

VOA TCL List

CAS No.	Compound	Result	RL	MDL	Units	Q
67-64-1	Acetone	ND	14	3.9	ug/kg	
71-43-2	Benzene	1.0	0.70	0.47	ug/kg	
75-27-4	Bromodichloromethane	ND	2.8	0.29	ug/kg	
75-25-2	Bromoform	ND	2.8	0.50	ug/kg	
74-83-9	Bromomethane	ND	2.8	0.84	ug/kg	
78-93-3	2-Butanone (MEK)	ND	14	4.3	ug/kg	
75-15-0	Carbon disulfide	0.96	7.0	0.18	ug/kg	J
56-23-5	Carbon tetrachloride	ND	2.8	0.31	ug/kg	
108-90-7	Chlorobenzene	ND	2.8	0.22	ug/kg	
75-00-3	Chloroethane	ND	7.0	1.1	ug/kg	
67-66-3	Chloroform	ND	2.8	0.24	ug/kg	
74-87-3	Chloromethane	ND	7.0	0.79	ug/kg	
124-48-1	Dibromochloromethane	ND	2.8	0.45	ug/kg	
75-34-3	1,1-Dichloroethane	ND	2.8	0.37	ug/kg	
107-06-2	1,2-Dichloroethane	ND	2.8	0.45	ug/kg	
75-35-4	1,1-Dichloroethene	ND	2.8	0.58	ug/kg	
156-59-2	cis-1,2-Dichloroethene	ND	2.8	0.63	ug/kg	
156-60-5	trans-1,2-Dichloroethene	ND	2.8	0.58	ug/kg	
78-87-5	1,2-Dichloropropane	ND	2.8	0.59	ug/kg	
10061-01-5	cis-1,3-Dichloropropene	ND	2.8	0.32	ug/kg	
10061-02-6	trans-1,3-Dichloropropene	ND	2.8	0.37	ug/kg	
100-41-4	Ethylbenzene	ND	2.8	0.96	ug/kg	
591-78-6	2-Hexanone	ND	14	1.1	ug/kg	
1634-04-4	Methyl Tert Butyl Ether	ND	2.8	0.26	ug/kg	
108-10-1	4-Methyl-2-pentanone (MIBK)	ND	7.0	0.75	ug/kg	
75-09-2	Methylene chloride	1.5	2.8	0.74	ug/kg	J
100-42-5	Styrene	ND	7.0	0.24	ug/kg	
79-34-5	1,1,2,2-Tetrachloroethane	ND	2.8	0.55	ug/kg	
127-18-4	Tetrachloroethene	ND	2.8	0.44	ug/kg	
108-88-3	Toluene	1.3	7.0	0.29	ug/kg	J
71-55-6	1,1,1-Trichloroethane	ND	2.8	0.30	ug/kg	
79-00-5	1,1,2-Trichloroethane	ND	2.8	0.80	ug/kg	

ND = Not detected MDL = Method Detection Limit J = Indicates an estimated value
 RL = Reporting Limit B = Indicates analyte found in associated method blank
 E = Indicates value exceeds calibration range N = Indicates presumptive evidence of a compound

4.22
4

Report of Analysis

Client Sample ID: AG1-2(0-1)-071514		Date Sampled: 07/15/14
Lab Sample ID: MC32134-28		Date Received: 07/16/14
Matrix: SO - Soil		Percent Solids: 85.4
Method: SW846 8260C		
Project: IDOT #062, FAP 343: IL Route 68, Bloomington Hills / East Dundee, IL		

VOA TCL List

CAS No.	Compound	Result	RL	MDL	Units	Q
79-01-6	Trichloroethene	ND	2.8	0.34	ug/kg	
75-01-4	Vinyl chloride	ND	2.8	1.3	ug/kg	
1330-20-7	Xylene (total)	0.63	2.8	0.31	ug/kg	J

CAS No.	Surrogate Recoveries	Run# 1	Run# 2	Limits
1868-53-7	Dibromofluoromethane	115%		70-130%
2037-26-5	Toluene-D8	104%		70-130%
460-00-4	4-Bromofluorobenzene	91%		70-130%

ND = Not detected MDL = Method Detection Limit
 RL = Reporting Limit
 E = Indicates value exceeds calibration range

J = Indicates an estimated value
 B = Indicates analyte found in associated method blank
 N = Indicates presumptive evidence of a compound

4.22
4

Report of Analysis

Client Sample ID:	AG1-2(0-1)-071514	Date Sampled:	07/15/14
Lab Sample ID:	MC32134-28	Date Received:	07/16/14
Matrix:	SO - Soil	Percent Solids:	85.4
Method:	SW846 8270D SW846 3546		
Project:	IDOT #062, FAP 343: IL Route 68, Bloomington Hills / East Dundee, IL		

Run #1	File ID	DF	Analyzed	By	Prep Date	Prep Batch	Analytical Batch
Run #1	F74885.D	1	07/25/14	WK	07/17/14	OP38999	MSF3298
Run #2							

Run #1	Initial Weight	Final Volume
Run #1	21.0 g	1.0 ml
Run #2		

ABN TCL List

CAS No.	Compound	Result	RL	MDL	Units	Q
95-57-8	2-Chlorophenol	ND	280	13	ug/kg	
59-50-7	4-Chloro-3-methyl phenol	ND	560	14	ug/kg	
120-83-2	2,4-Dichlorophenol	ND	560	16	ug/kg	
105-67-9	2,4-Dimethylphenol	ND	560	91	ug/kg	
51-28-5	2,4-Dinitrophenol	ND	1100	140	ug/kg	
534-52-1	4,6-Dinitro-o-cresol	ND	560	70	ug/kg	
95-48-7	2-Methylphenol	ND	560	22	ug/kg	
106-44-5	4-Methylphenol	ND	560	29	ug/kg	
88-75-5	2-Nitrophenol	ND	560	15	ug/kg	
100-02-7	4-Nitrophenol	ND	1100	100	ug/kg	
87-86-5	Pentachlorophenol	ND	560	39	ug/kg	
108-95-2	Phenol	ND	280	16	ug/kg	
95-95-4	2,4,5-Trichlorophenol	ND	560	14	ug/kg	
88-06-2	2,4,6-Trichlorophenol	ND	560	14	ug/kg	
83-32-9	Acenaphthene	ND	110	15	ug/kg	
208-96-8	Acenaphthylene	ND	110	11	ug/kg	
120-12-7	Anthracene	ND	110	13	ug/kg	
56-55-3	Benzo(a)anthracene	50.6	110	14	ug/kg	J
50-32-8	Benzo(a)pyrene	55.7	110	12	ug/kg	J
205-99-2	Benzo(b)fluoranthene	47.3	110	14	ug/kg	J
191-24-2	Benzo(g,h,i)perylene	36.7	110	11	ug/kg	J
101-55-3	4-Bromophenyl phenyl ether	ND	280	14	ug/kg	
85-68-7	Butyl benzyl phthalate	ND	280	11	ug/kg	
91-58-7	2-Chloronaphthalene	ND	280	15	ug/kg	
106-47-8	4-Chloroaniline	ND	560	14	ug/kg	
86-74-8	Carbazole	ND	110	13	ug/kg	
218-01-9	Chrysene	66.4	110	14	ug/kg	J
111-91-1	bis(2-Chloroethoxy)methane	ND	280	13	ug/kg	
111-44-4	bis(2-Chloroethyl)ether	ND	280	17	ug/kg	
108-60-1	bis(2-Chloroisopropyl)ether	ND	280	20	ug/kg	
7005-72-3	4-Chlorophenyl phenyl ether	ND	280	17	ug/kg	
95-50-1	1,2-Dichlorobenzene	ND	280	14	ug/kg	

ND = Not detected MDL = Method Detection Limit

RL = Reporting Limit

E = Indicates value exceeds calibration range

J = Indicates an estimated value

B = Indicates analyte found in associated method blank

N = Indicates presumptive evidence of a compound

Report of Analysis

Client Sample ID: AG1-2(0-1)-071514	Date Sampled: 07/15/14
Lab Sample ID: MC32134-28	Date Received: 07/16/14
Matrix: SO - Soil	Percent Solids: 85.4
Project: IDOT #062, FAP 343: IL Route 68, Bloomington Hills / East Dundee, IL	

Metals Analysis

Analyte	Result	RL	MDL	Units	DF	Prep	Analyzed By	Method	Prep Method
Antimony	0.12 U	1.0	0.12	mg/kg	1	07/17/14	07/18/14	EAL SW846 6010C ²	SW846 3050B ⁴
Arsenic	9.2	1.0	0.20	mg/kg	1	07/17/14	07/18/14	EAL SW846 6010C ²	SW846 3050B ⁴
Barium	79.6	5.0	0.054	mg/kg	1	07/17/14	07/18/14	EAL SW846 6010C ²	SW846 3050B ⁴
Beryllium	0.69	0.40	0.022	mg/kg	1	07/17/14	07/18/14	EAL SW846 6010C ²	SW846 3050B ⁴
Cadmium	0.58	0.40	0.024	mg/kg	1	07/17/14	07/18/14	EAL SW846 6010C ²	SW846 3050B ⁴
Calcium	35000	500	0.57	mg/kg	1	07/17/14	07/18/14	EAL SW846 6010C ²	SW846 3050B ⁴
Chromium	29.1	1.0	0.059	mg/kg	1	07/17/14	07/18/14	EAL SW846 6010C ²	SW846 3050B ⁴
Cobalt	10.2	5.0	0.050	mg/kg	1	07/17/14	07/18/14	EAL SW846 6010C ²	SW846 3050B ⁴
Copper	24.9	2.5	0.16	mg/kg	1	07/17/14	07/18/14	EAL SW846 6010C ²	SW846 3050B ⁴
Iron	21100	10	0.63	mg/kg	1	07/17/14	07/18/14	EAL SW846 6010C ²	SW846 3050B ⁴
Lead	223	1.0	0.23	mg/kg	1	07/17/14	07/18/14	EAL SW846 6010C ²	SW846 3050B ⁴
Magnesium	23100	500	4.2	mg/kg	1	07/17/14	07/18/14	EAL SW846 6010C ²	SW846 3050B ⁴
Manganese	419	1.5	0.043	mg/kg	1	07/17/14	07/18/14	EAL SW846 6010C ²	SW846 3050B ⁴
Mercury	0.017 B	0.037	0.013	mg/kg	1	07/17/14	07/18/14	SA SW846 7471B ¹	SW846 7471B ³
Nickel	23.6	4.0	0.057	mg/kg	1	07/17/14	07/18/14	EAL SW846 6010C ²	SW846 3050B ⁴
Potassium	2130	500	3.6	mg/kg	1	07/17/14	07/18/14	EAL SW846 6010C ²	SW846 3050B ⁴
Selenium	0.25 U	1.0	0.25	mg/kg	1	07/17/14	07/18/14	EAL SW846 6010C ²	SW846 3050B ⁴
Silver	0.043 U	0.50	0.043	mg/kg	1	07/17/14	07/18/14	EAL SW846 6010C ²	SW846 3050B ⁴
Sodium	2190	500	1.9	mg/kg	1	07/17/14	07/18/14	EAL SW846 6010C ²	SW846 3050B ⁴
Thallium	0.17 B	1.0	0.14	mg/kg	1	07/17/14	07/18/14	EAL SW846 6010C ²	SW846 3050B ⁴
Vanadium	30.2	1.0	0.044	mg/kg	1	07/17/14	07/18/14	EAL SW846 6010C ²	SW846 3050B ⁴
Zinc	93.2	2.0	0.26	mg/kg	1	07/17/14	07/18/14	EAL SW846 6010C ²	SW846 3050B ⁴

- (1) Instrument QC Batch: MA17368
(2) Instrument QC Batch: MA17370
(3) Prep QC Batch: MP23363
(4) Prep QC Batch: MP23364

RL = Reporting Limit
MDL = Method Detection Limit

U = Indicates a result < MDL
B = Indicates a result > = MDL but < RL

Report of Analysis

Client Sample ID: AG1-2(0-1)-071514	Date Sampled: 07/15/14
Lab Sample ID: MC32134-28	Date Received: 07/16/14
Matrix: SO - Soil	Percent Solids: 85.4
Project: IDOT #062, FAP 343: IL Route 68, Bloomington Hills / East Dundee, IL	

4.22
4

General Chemistry

Analyte	Result	RL	Units	DF	Analyzed	By	Method
Solids, Percent	85.4		%	1	07/17/14	KF	SM21 2540 B MOD.
pH	8.9		su	1	07/17/14	MA	SW846 9045D

RL = Reporting Limit

Report of Analysis

Client Sample ID: AG1-2(0-1)-071514	Date Sampled: 07/15/14
Lab Sample ID: MC32134-28A	Date Received: 07/16/14
Matrix: SO - Soil	Percent Solids: 85.4
Project: IDOT #062, FAP 343: IL Route 68, Bloomington Hills / East Dundee, IL	

Metals Analysis, TCLP Leachate SW846 1311

Analyte	Result	HW#	MCL	RL	MDL	Units	DF	Prep	Analyzed By	Method
Arsenic	0.0024 U	D004	5.0	0.010	0.0024	mg/l	1	07/22/14	07/22/14	EAL SW846 6010C ¹
Barium	0.33 B	D005	100	0.50	0.0020	mg/l	1	07/22/14	07/22/14	EAL SW846 6010C ¹
Beryllium	0.00018 U			0.0040	0.00018	mg/l	1	07/22/14	07/22/14	EAL SW846 6010C ¹
Cadmium	0.00070 B	D006	1.0	0.0040	0.00024	mg/l	1	07/22/14	07/22/14	EAL SW846 6010C ¹
Chromium	0.0026 B	D007	5.0	0.010	0.00073	mg/l	1	07/22/14	07/22/14	EAL SW846 6010C ¹
Cobalt	0.00060 U			0.050	0.00060	mg/l	1	07/22/14	07/22/14	EAL SW846 6010C ¹
Copper	0.0036 U			0.025	0.0036	mg/l	1	07/22/14	07/22/14	EAL SW846 6010C ¹
Iron	0.023 B			0.10	0.0074	mg/l	1	07/22/14	07/22/14	EAL SW846 6010C ¹
Lead	0.0021 B	D008	5.0	0.010	0.0019	mg/l	1	07/22/14	07/22/14	EAL SW846 6010C ¹
Manganese	0.024			0.015	0.00035	mg/l	1	07/22/14	07/22/14	EAL SW846 6010C ¹
Mercury	0.00010 U	D009	0.20	0.00020	0.00010	mg/l	1	07/23/14	07/23/14	SA SW846 7470A ²
Nickel	0.0060 B			0.040	0.00057	mg/l	1	07/22/14	07/22/14	EAL SW846 6010C ¹
Selenium	0.0059 B	D010	1.0	0.025	0.0027	mg/l	1	07/22/14	07/22/14	EAL SW846 6010C ¹
Silver	0.0012 B	D011	5.0	0.0050	0.00096	mg/l	1	07/22/14	07/22/14	EAL SW846 6010C ¹
Zinc	0.024 B			0.10	0.0042	mg/l	1	07/22/14	07/22/14	EAL SW846 6010C ¹

- (1) Instrument QC Batch: MA17379
- (2) Instrument QC Batch: MA17381
- (3) Prep QC Batch: MP23385
- (4) Prep QC Batch: MP23390

RL = Reporting Limit MDL = Method Detection Limit U = Indicates a result < MDL
 MCL = Maximum Contamination Level (40 CFR 261.6/96) B = Indicates a result > = MDL but < RL

4.23
4

Report of Analysis

Client Sample ID: AG1-2(0-1)-071514		Date Sampled: 07/15/14
Lab Sample ID: MC32134-28B		Date Received: 07/16/14
Matrix: SO - Soil		Percent Solids: 85.4
Project: IDOT #062, FAP 343: IL Route 68, Bloomington Hills / East Dundee, IL		

Metals Analysis, SPLP Leachate SW846 1312

Analyte	Result	MCL	RL	MDL	Units	DF	Prep	Analyzed By	Method
Arsenic	0.024		0.010	0.0024	mg/l	1	07/18/14	07/21/14 EAL	SW846 6010C ²
Barium	0.24 B		0.50	0.0020	mg/l	1	07/18/14	07/21/14 EAL	SW846 6010C ²
Beryllium	0.0022 B		0.0040	0.00018	mg/l	1	07/18/14	07/21/14 EAL	SW846 6010C ²
Cadmium	0.0013 B		0.0040	0.00024	mg/l	1	07/18/14	07/21/14 EAL	SW846 6010C ²
Chromium	0.076		0.010	0.00073	mg/l	1	07/18/14	07/21/14 EAL	SW846 6010C ²
Cobalt	0.018 B		0.050	0.00060	mg/l	1	07/18/14	07/21/14 EAL	SW846 6010C ²
Copper	0.071		0.025	0.0036	mg/l	1	07/18/14	07/21/14 EAL	SW846 6010C ²
Iron	62.3		0.10	0.0074	mg/l	1	07/18/14	07/21/14 EAL	SW846 6010C ²
Lead	0.36		0.010	0.0019	mg/l	1	07/18/14	07/21/14 EAL	SW846 6010C ²
Manganese	0.55		0.015	0.00035	mg/l	1	07/18/14	07/21/14 EAL	SW846 6010C ²
Mercury	0.00010 U		0.00020	0.00010	mg/l	1	07/18/14	07/21/14 SA	SW846 7470A ¹
Nickel	0.061		0.040	0.00057	mg/l	1	07/18/14	07/21/14 EAL	SW846 6010C ²
Selenium	0.0032 B		0.025	0.0027	mg/l	1	07/18/14	07/21/14 EAL	SW846 6010C ²
Silver	0.00096 U		0.0050	0.00096	mg/l	1	07/18/14	07/21/14 EAL	SW846 6010C ²
Zinc	0.33		0.10	0.0042	mg/l	1	07/18/14	07/21/14 EAL	SW846 6010C ²

- (1) Instrument QC Batch: MA17372
- (2) Instrument QC Batch: MA17374
- (3) Prep QC Batch: MP23374
- (4) Prep QC Batch: MP23375

RL = Reporting Limit MDL = Method Detection Limit U = Indicates a result < MDL
 MCL = Maximum Contamination Level (not available) B = Indicates a result > = MDL but < RL

Client / Reporting Information Company Name: Weston Solutions, Inc Street Address: 300 Plaza Circle Ste 202 City: Mundelein IL 60060 Project Contact: Andri's Siewers@westonsolutions.com Phone #: 224-864-7201 Fax #: 224-864-7201 Sampler(s) Name(s): David Seng Phone #: 574264-5413		Project Information Project Name: IDOT # 062 Street: _____ City: _____ Project#: _____ Client PO#: _____ Project Manager: _____ Attention: _____ PO#: _____		Requested Analysis (see TEST CODE sheet) VOCs SVOCs TCLP/SLP metals pH Total metals		Matrix Codes OW - Drinking Water GW - Ground Water WW - Water SW - Surface Water SO - Soil SL - Sludge SED - Sediment CI - CI LIQ - Other Liquid AIR - Air SOL - Other Solid WP - Wipe FB - Field Blank EB - Equipment Blank RB - Rinse Blank TB - Trip Blank													
Accutest Sample # Field ID / Point of Collection MECH/ID# Val#		Collection Date Time Sampled by Matrix # of bottles		Number of preserved Bottles H2O H2O2 HNO3 HNO4 DI Water MESA ENCORE Bioactive		LAB USE ONLY													
25	RE-15(0-1)-071514D	7-15-14	12:35	OS	SO		3												
26	NF-1(0-1)-071514	7-15-14	13:00																
27	AG1(0-1)-071514	7-15-14	13:10																
28	AG12(0-1)-071514	7-15-14	13:25																
29	AG13(0-1)-071514	7-15-14	13:35																
30	RO-1(0-1)-071514	7-15-14	13:45																
31	AG14(0-1)-071514	7-15-14	14:00																
32	RO-3(0-1)-071514	7-15-14	14:15																
33	RO-5(0-1)-071514	7-15-14	14:25																
34	RO-7(0-1)-071514	7-15-14	14:45																
35	AG2(0-1)-071514	7-15-14	15:00																
36	CC-2(0-1)-071514	7-15-14	15:15																
Turnaround Time (Business days) <input checked="" type="checkbox"/> Std. 10 Business Days <input type="checkbox"/> Std. 5 Business Days (By Contract only) <input type="checkbox"/> 5 Day RUSH <input type="checkbox"/> 3 Day EMERGENCY <input type="checkbox"/> 2 Day EMERGENCY <input type="checkbox"/> 1 Day EMERGENCY Emergency & Rush TIA data available VIA Lablink		Approved By (Accutest PM) / Date: _____		<input type="checkbox"/> Commercial "A" (Level 1) <input type="checkbox"/> NYASP Category A <input type="checkbox"/> Commercial "B" (Level 2) <input type="checkbox"/> NYASP Category B <input type="checkbox"/> FULLT1 (Level 3+4) <input type="checkbox"/> State Forms <input type="checkbox"/> CT RCP <input type="checkbox"/> EDD Format <input type="checkbox"/> MA MCP <input type="checkbox"/> Other _____ Commercial "A" = Results Only Commercial "B" = Results + QC Summary		Comments / Special Instructions _____ _____ _____													
Sample Custody must be documented below each time samples change possession, including courier delivery.						CHICAGO SC													
Relinquished by: David Seng	Date Time: 7-15-14 15:15	Received By: Christy 7/15/14 9:00	Relinquished By:	Date Time:	Received By:	Date Time:													
Relinquished by Sampler: FX	Date Time: 7-16-14	Received By:	Relinquished By:	Date Time:	Received By:	Date Time:													
Relinquished by:	Date Time:	Received By:	Custody Seal #	<input type="checkbox"/> Intact <input type="checkbox"/> Preserved where applicable	<input type="checkbox"/> On Ice <input type="checkbox"/> Cooler Temp.	7.5°C 0.7°C 20°C 11:20 11:40													

5.1
5



Bureau of Land • 1021 North Grand Avenue East • P.O. Box 19276 • Springfield • Illinois • 62794-9276

Uncontaminated Soil Certification by Licensed Professional Engineer or Licensed Professional Geologist for Use of Uncontaminated Soil as Fill in a CCDD or Uncontaminated Soil Fill Operation LPC-663

Revised in accordance with 35 Ill. Adm. Code 1100, as amended by PCB R2012-009 (eff. Aug. 27, 2012)

This certification form is to be used by professional engineers and professional geologists to certify, pursuant to 35 Ill. Adm. Code 1100.205(a)(1)(B), that soil (i) is uncontaminated soil and (ii) is within a pH range of 6.26 to 9.0. If you have questions about this form, please telephone the Bureau of Land Permit Section at 217/524-3300.

This form may be completed online, saved locally, printed and signed, and submitted to prospective clean construction or demolition debris (CCDD) fill operations or uncontaminated soil fill operations.

I. Source Location Information

(Describe the location of the source of the uncontaminated soil)

Project Name: FAP 343: IL Rte 68: Priarie Lake Rd to IL Rte 62 Office Phone Number, if available: _____

Physical Site Location (address, including number and street):

160 Dundee Rd and 100 Block of Dundee Rd

City: Barrington Hills State: IL Zip Code: _____

County: Cook Township: _____

Lat/Long of approximate center of site in decimal degrees (DD.ddddd) to five decimal places (e.g., 40.67890, -90.12345):

Latitude: 42.110316540 Longitude: -88.209586504

(Decimal Degrees) (-Decimal Degrees)

Identify how the lat/long data were determined:

GPS Map Interpolation Photo Interpolation Survey Other

IEPA Site Number(s), if assigned: BOL: _____ BOW: _____ BOA: _____

II. Owner/Operator Information for Source Site

Site Owner

Site Operator

Name: Illinois Department of Transportation

Name: Illinois Department of Transportation

Street Address: 201 West Center Court

Street Address: 201 West Center Court

PO Box: _____

PO Box: _____

City: Schaumburg State: IL

City: Schaumburg State: IL

Zip Code: 60196-1096 Phone: 847-705-4101

Zip Code: 60196-1096 Phone: 847-705-4101

Contact: Sam Mead

Contact: Sam Mead

Email, if available: Sam.Mead@illinois.gov

Email, if available: Sam.Mead@illinois.gov

This Agency is authorized to require this information under Section 4 and Title X of the Environmental Protection Act (415 ILCS 5/4, 5/39). Failure to disclose this information may result in: a civil penalty of not to exceed \$50,000 for the violation and an additional civil penalty of not to exceed \$10,000 for each day during which the violation continues (415 ILCS 5/42). This form has been approved by the Forms Management Center.

Project Name: FAP 343: IL Rte 68: Priarie Lake Rd to IL Rte 62

Latitude: 42.110316540 Longitude: -88.209586504

Uncontaminated Site Certification

III. Basis for Certification and Attachments

For each item listed below, reference the attachments to this form that provide the required information.

- a. A Description of the soil sample points and how they were determined to be sufficient in number and appropriately located 35 Ill. Adm. Code 1100.610(a)]:

LOCATIONS RO-1 AND RO-7 WERE SAMPLED ADJACENT TO ISGS SITE No. 2813-6. SEE FIGURES 3-3/3-4 AND TABLE 4-1 OF THE REVISED PRELIMINARY SITE INVESTIGATION REPORT FOR SAMPLING DETAILS.

- b. Analytical soil testing results to show that soil chemical constituents comply with the maximum allowable concentrations established pursuant to 35 Ill. Adm. Code Part 1100, Subpart F and that the soil pH is within the range of 6.25 to 9.0, including the documentation of chain of custody control, a copy of the lab analysis; the accreditation status of the laboratory performing the analysis; and certification by an authorized agent of the laboratory that the analysis has been performed in accordance with the Agency's rules for the accreditation of environmental and the scope of the accreditation [35 Ill. Adm. Code 1100.201(g), 1100.205(a), 1100.610]:

ACCUTEST ANALYTICAL REPORT - JOB NUMBER: MC32134A

IV. Certification Statement, Signature and Seal of Licensed Professional Engineer or Licensed Professional Geologist

I, Steven Gobelman, P.E., L.P.G (name of licensed professional engineer or geologist) certify under penalty of law that the information submitted, including but not limited to, all attachments and other information, is to the best of my knowledge and belief, true, accurate and complete. In accordance with the Environmental Protection Act [415 ILCS 5/22.51 or 22.51a] and 35 Ill. Adm. Code 1100.205(a), I certify that the soil from this site is uncontaminated soil. I also certify that the soil pH is within the range of 6.25 to 9.0. In addition, I certify that the soil has not been removed from the site as part of a cleanup or removal of contaminants. All necessary documentation is attached.

Any person who knowingly makes a false, fictitious, or fraudulent material statement, orally or in writing, to the Illinois EPA commits a Class 4 felony. A second or subsequent offense after conviction is a Class 3 felony. (415 ILCS 5/44(h))

Company Name: Illinois Department of Transportation

Street Address: 2300 South Dirksen Parkway

City: Springfield State: IL Zip Code: 62764

Phone: 217-785-4246

Steven Gobelman, P.E., L.P.G
Printed Name:


 Licensed Professional Engineer or
 Licensed Professional Geologist Signature:

9/8/14
Date:



Summary Table of ISGS Site Nos. 2813-6
Comparison of Detected Constituents to Applicable Reference Concentrations
Soil Analytical Results
Illinois Department of Transportation
FAP 343: Illinois Route 68 From Prairie Lakes Road to Illinois Route 62
Bloomington Hills / East Dundee, Cook / Kane Counties, Illinois

Field Sample ID	RO-1(0-1)-071514	RO-7(0-1)-071514	Soil Reference Concentrations ^A
Sample Date	7/15/2014	7/15/2014	
Location ID	RO-1	RO-7	
Depth	0 - 1	0 - 1	
ISGS Site Number	2813-6/2813-7	2813-6/2813-7	
Parameter			
Laboratory pH	8.4	8.9	<6.25, >9.0
VOCs (ug/kg)			
Benzene	0.95	0.61	30
Carbon disulfide	ND	7.5	9000
Methylene chloride	0.78 J	0.74 J	20
Toluene	1.6 J	0.81 J	12000
Xylene (Total)	0.79 J	0.29 J	5600
SVOCs (ug/kg)			
Benzo(a)anthracene	39.6 J	81.5 J	900 / 1100 / 1800
Benzo(a)pyrene	41.3 J	92.1 J	90 / 1300 / 2100
Benzo(b)fluoranthene	48 J	125 J	900 / 1500 / 2100
Benzo(g,h,i)perylene	30.6 J	97.1 J	---
Chrysene	48.8 J	98.7 J	88000
Fluoranthene	80.5 J	184 J	3100000
Indeno(1,2,3-cd)pyrene	25.1 J	ND	900 / 900 / 1600
Phenanthrene	43.8 J	ND	---
Pyrene	62.7 J	130 J	2300000
Total Metals (mg/kg)			
Arsenic, Total	8.2	5.2	11.3 / 13
Barium, Total	59.1	33.6	1500
Beryllium, Total	0.57	0.25 J	22
Cadmium, Total	0.47	0.37 J	5.2
Calcium, Total	49500	110000	---
Chromium, Total	17.5 J	11.9 J	21
Cobalt, Total	10.1	4.4 J	20
Copper, Total	23.5	21.1	2900
Iron, Total	18100 J	11400 J	15000 / 15900
Lead, Total	157	106	107
Magnesium, Total	29700	64200	325000
Manganese, Total	442 J	360 J	630 / 636
Mercury, Total	0.03 J	0.02 J	0.89
Nickel, Total	21.6	11.4	100
Potassium, Total	1560 J	726 J	---
Sodium, Total	2130	512	---
Thallium, Total	0.28 J	0.31 J	2.6
Vanadium, Total	23.8	15	550
Zinc, Total	66.3 J	83.6 J	5100

Summary Table of ISGS Site Nos. 2813-6
Comparison of Detected Constituents to Applicable Reference Concentrations
Soil Analytical Results
Illinois Department of Transportation
FAP 343: Illinois Route 68 From Prairie Lakes Road to Illinois Route 62
Bloomington Hills / East Dundee, Cook / Kane Counties, Illinois

Field Sample ID	RO-1(0-1)-071514	RO-7(0-1)-071514	Soil Reference Concentrations ^A
Sample Date	7/15/2014	7/15/2014	
Location ID	RO-1	RO-7	
Depth	0 - 1	0 - 1	
ISGS Site Number	2813-6/2813-7	2813-6/2813-7	
Parameter			
TCLP Metals (mg/l)			
Barium, TCLP	0.65	0.37 J	2
Cadmium, TCLP	0.0003 J	0.0023 J	0.005
Chromium, TCLP	0.0023 J	0.0011 J	0.1
Copper, TCLP	ND	0.0051 J	0.65
Iron, TCLP	0.0094 J	ND	5
Lead, TCLP	ND	0.013	0.0075
Manganese, TCLP	0.021	0.54	0.15
Nickel, TCLP	0.0032 J	0.011 J	0.1
Selenium, TCLP	ND	0.0045 J	0.05
Silver, TCLP	0.0014 J	0.0012 J	0.05
Zinc, TCLP	ND	0.13	5
SPLP Metals (mg/l)			
Arsenic, SPLP	0.029	0.012	0.05
Barium, SPLP	0.25 J	0.16 J	2
Beryllium, SPLP	0.0026 J	0.001 J	0.004
Cadmium, SPLP	0.0015 J	0.0007 J	0.005
Chromium, SPLP	0.089	0.034	0.1
Cobalt, SPLP	0.028 J	0.0078 J	1
Copper, SPLP	0.074	0.036	0.65
Iron, SPLP	70.2	27.9	5
Lead, SPLP	0.3	0.16	0.0075
Manganese, SPLP	0.73	0.28	0.15
Nickel, SPLP	0.079	0.026 J	0.1
Selenium, SPLP	0.0041 J	0.0027 J	0.05
Zinc, SPLP	0.24	0.2	5

Notes:

--- - not applicable or value not available.

^A - Soil reference concentrations from MAC Table. Background values for Chicago corporate limits and MSA counties are included, as applicable.

ND - Constituent not detected above the reporting limit.

J - Estimated concentration.

 Shaded values indicate concentration **exceeds** Reference Concentration.

Technical Report for

Weston Solutions, Inc.

IDOT #062, FAP 343: IL Route 68, Bloomington Hills / East Dundee, IL

IDOT#02056.013.062.0030

Accutest Job Number: MC32134A

Sampling Date: 07/15/14

Report to:


Weston Solutions, Inc.
300 Plaza Circle Suite 202
Mundelein, IL 60060-2342
andris.slesers@westonsolutions.com

ATTN: Andris Slesres

Total number of pages in report: **273**



Test results contained within this data package meet the requirements of the National Environmental Laboratory Accreditation Program and/or state specific certification programs as applicable.



Reza Fand
Lab Director

Client Service contact: Jeremy Vienneau 508-481-6200

Certifications: MA (M-MA136, SW846 NELAC) CT (PH-0109) NH (250210) RI (00071) ME (MA00136) FL (E87579) NY (11791) NJ (MA926) PA (6801121) ND (R-188) CO MN (11546AA) NC (653) IL (002337) WI (399080220) DoD ELAP (L-A-B L2235)

This report shall not be reproduced, except in its entirety, without the written approval of Accutest Laboratories.
Test results relate only to samples analyzed.

Report of Analysis

Client Sample ID: RO-1(0-1)-071514		Date Sampled: 07/15/14
Lab Sample ID: MC32134-30		Date Received: 07/16/14
Matrix: SO - Soil		Percent Solids: 87.4
Method: SW846 8260C		
Project: IDOT #062, FAP 343: IL Route 68, Bloomington Hills / East Dundee, IL		

Run #1	File ID	DF	Analyzed	By	Prep Date	Prep Batch	Analytical Batch
Run #1	M67051.D	1	07/24/14	KD	n/a	n/a	MSM2369
Run #2							

Run #1	Initial Weight	Final Volume
Run #1	4.21 g	5.0 ml
Run #2		

VOA TCL List

CAS No.	Compound	Result	RL	MDL	Units	Q
67-64-1	Acetone	ND	14	3.8	ug/kg	
71-43-2	Benzene	0.95	0.68	0.46	ug/kg	
75-27-4	Bromodichloromethane	ND	2.7	0.28	ug/kg	
75-25-2	Bromoform	ND	2.7	0.48	ug/kg	
74-83-9	Bromomethane	ND	2.7	0.82	ug/kg	
78-93-3	2-Butanone (MEK)	ND	14	4.2	ug/kg	
75-15-0	Carbon disulfide	ND	6.8	0.18	ug/kg	
56-23-5	Carbon tetrachloride	ND	2.7	0.30	ug/kg	
108-90-7	Chlorobenzene	ND	2.7	0.21	ug/kg	
75-00-3	Chloroethane	ND	6.8	1.0	ug/kg	
67-66-3	Chloroform	ND	2.7	0.23	ug/kg	
74-87-3	Chloromethane	ND	6.8	0.77	ug/kg	
124-48-1	Dibromochloromethane	ND	2.7	0.44	ug/kg	
75-34-3	1,1-Dichloroethane	ND	2.7	0.36	ug/kg	
107-06-2	1,2-Dichloroethane	ND	2.7	0.44	ug/kg	
75-35-4	1,1-Dichloroethene	ND	2.7	0.56	ug/kg	
156-59-2	cis-1,2-Dichloroethene	ND	2.7	0.61	ug/kg	
156-60-5	trans-1,2-Dichloroethene	ND	2.7	0.57	ug/kg	
78-87-5	1,2-Dichloropropane	ND	2.7	0.57	ug/kg	
10061-01-5	cis-1,3-Dichloropropene	ND	2.7	0.31	ug/kg	
10061-02-6	trans-1,3-Dichloropropene	ND	2.7	0.36	ug/kg	
100-41-4	Ethylbenzene	ND	2.7	0.94	ug/kg	
591-78-6	2-Hexanone	ND	14	1.0	ug/kg	
1634-04-4	Methyl Tert Butyl Ether	ND	2.7	0.25	ug/kg	
108-10-1	4-Methyl-2-pentanone (MIBK)	ND	6.8	0.73	ug/kg	
75-09-2	Methylene chloride	0.78	2.7	0.72	ug/kg	J
100-42-5	Styrene	ND	6.8	0.23	ug/kg	
79-34-5	1,1,2,2-Tetrachloroethane	ND	2.7	0.53	ug/kg	
127-18-4	Tetrachloroethene	ND	2.7	0.43	ug/kg	
108-88-3	Toluene	1.6	6.8	0.28	ug/kg	J
71-55-6	1,1,1-Trichloroethane	ND	2.7	0.30	ug/kg	
79-00-5	1,1,2-Trichloroethane	ND	2.7	0.78	ug/kg	

ND = Not detected MDL = Method Detection Limit J = Indicates an estimated value
 RL = Reporting Limit B = Indicates analyte found in associated method blank
 E = Indicates value exceeds calibration range N = Indicates presumptive evidence of a compound

4.28
 4

Report of Analysis

Client Sample ID: RO-1(0-1)-071514		Date Sampled: 07/15/14
Lab Sample ID: MC32134-30		Date Received: 07/16/14
Matrix: SO - Soil		Percent Solids: 87.4
Method: SW846 8260C		
Project: IDOT #062, FAP 343: IL Route 68, Bloomington Hills / East Dundee, IL		

VOA TCL List

CAS No.	Compound	Result	RL	MDL	Units	Q
79-01-6	Trichloroethene	ND	2.7	0.33	ug/kg	
75-01-4	Vinyl chloride	ND	2.7	1.2	ug/kg	
1330-20-7	Xylene (total)	0.79	2.7	0.30	ug/kg	J

CAS No.	Surrogate Recoveries	Run# 1	Run# 2	Limits
1868-53-7	Dibromofluoromethane	113%		70-130%
2037-26-5	Toluene-D8	104%		70-130%
460-00-4	4-Bromofluorobenzene	89%		70-130%

ND = Not detected MDL = Method Detection Limit
 RL = Reporting Limit
 E = Indicates value exceeds calibration range

J = Indicates an estimated value
 B = Indicates analyte found in associated method blank
 N = Indicates presumptive evidence of a compound

4.28
4

Report of Analysis

Client Sample ID:	RO-1(0-1)-071514	Date Sampled:	07/15/14
Lab Sample ID:	MC32134-30	Date Received:	07/16/14
Matrix:	SO - Soil	Percent Solids:	87.4
Method:	SW846 8270D SW846 3546		
Project:	IDOT #062, FAP 343: IL Route 68, Bloomington Hills / East Dundee, IL		

Run #1	File ID	DF	Analyzed	By	Prep Date	Prep Batch	Analytical Batch
Run #1	F74887.D	1	07/25/14	WK	07/17/14	OP38999	MSF3298
Run #2							

Run #1	Initial Weight	Final Volume
Run #1	20.9 g	1.0 ml
Run #2		

ABN TCL List

CAS No.	Compound	Result	RL	MDL	Units	Q
95-57-8	2-Chlorophenol	ND	270	12	ug/kg	
59-50-7	4-Chloro-3-methyl phenol	ND	550	14	ug/kg	
120-83-2	2,4-Dichlorophenol	ND	550	16	ug/kg	
105-67-9	2,4-Dimethylphenol	ND	550	89	ug/kg	
51-28-5	2,4-Dinitrophenol	ND	1100	140	ug/kg	
534-52-1	4,6-Dinitro-o-cresol	ND	550	69	ug/kg	
95-48-7	2-Methylphenol	ND	550	22	ug/kg	
106-44-5	4-Methylphenol	ND	550	28	ug/kg	
88-75-5	2-Nitrophenol	ND	550	15	ug/kg	
100-02-7	4-Nitrophenol	ND	1100	100	ug/kg	
87-86-5	Pentachlorophenol	ND	550	39	ug/kg	
108-95-2	Phenol	ND	270	16	ug/kg	
95-95-4	2,4,5-Trichlorophenol	ND	550	14	ug/kg	
88-06-2	2,4,6-Trichlorophenol	ND	550	14	ug/kg	
83-32-9	Acenaphthene	ND	110	15	ug/kg	
208-96-8	Acenaphthylene	ND	110	11	ug/kg	
120-12-7	Anthracene	ND	110	13	ug/kg	
56-55-3	Benzo(a)anthracene	39.6	110	14	ug/kg	J
50-32-8	Benzo(a)pyrene	41.3	110	12	ug/kg	J
205-99-2	Benzo(b)fluoranthene	48.0	110	14	ug/kg	J
191-24-2	Benzo(g,h,i)perylene	30.6	110	11	ug/kg	J
101-55-3	4-Bromophenyl phenyl ether	ND	270	14	ug/kg	
85-68-7	Butyl benzyl phthalate	ND	270	11	ug/kg	
91-58-7	2-Chloronaphthalene	ND	270	15	ug/kg	
106-47-8	4-Chloroaniline	ND	550	14	ug/kg	
86-74-8	Carbazole	ND	110	13	ug/kg	
218-01-9	Chrysene	48.8	110	14	ug/kg	J
111-91-1	bis(2-Chloroethoxy)methane	ND	270	13	ug/kg	
111-44-4	bis(2-Chloroethyl)ether	ND	270	17	ug/kg	
108-60-1	bis(2-Chloroisopropyl)ether	ND	270	20	ug/kg	
7005-72-3	4-Chlorophenyl phenyl ether	ND	270	17	ug/kg	
95-50-1	1,2-Dichlorobenzene	ND	270	14	ug/kg	

ND = Not detected MDL = Method Detection Limit

RL = Reporting Limit

E = Indicates value exceeds calibration range

J = Indicates an estimated value

B = Indicates analyte found in associated method blank

N = Indicates presumptive evidence of a compound

Report of Analysis

Client Sample ID:	RO-1(0-1)-071514	Date Sampled:	07/15/14
Lab Sample ID:	MC32134-30	Date Received:	07/16/14
Matrix:	SO - Soil	Percent Solids:	87.4
Method:	SW846 8270D SW846 3546		
Project:	IDOT #062, FAP 343: IL Route 68, Bloomington Hills / East Dundee, IL		

ABN TCL List

CAS No.	Compound	Result	RL	MDL	Units	Q
541-73-1	1,3-Dichlorobenzene	ND	270	16	ug/kg	
106-46-7	1,4-Dichlorobenzene	ND	270	15	ug/kg	
121-14-2	2,4-Dinitrotoluene	ND	550	37	ug/kg	
606-20-2	2,6-Dinitrotoluene	ND	550	14	ug/kg	
91-94-1	3,3'-Dichlorobenzidine	ND	270	27	ug/kg	
53-70-3	Dibenzo(a,h)anthracene	ND	110	13	ug/kg	
132-64-9	Dibenzofuran	ND	110	15	ug/kg	
84-74-2	Di-n-butyl phthalate	ND	270	29	ug/kg	
117-84-0	Di-n-octyl phthalate	ND	270	8.6	ug/kg	
84-66-2	Diethyl phthalate	ND	270	14	ug/kg	
131-11-3	Dimethyl phthalate	ND	270	16	ug/kg	
117-81-7	bis(2-Ethylhexyl)phthalate	ND	270	10	ug/kg	
206-44-0	Fluoranthene	80.5	110	15	ug/kg	J
86-73-7	Fluorene	ND	110	15	ug/kg	
118-74-1	Hexachlorobenzene	ND	270	17	ug/kg	
87-68-3	Hexachlorobutadiene	ND	270	16	ug/kg	
77-47-4	Hexachlorocyclopentadiene	ND	550	140	ug/kg	
67-72-1	Hexachloroethane	ND	270	13	ug/kg	
193-39-5	Indeno(1,2,3-cd)pyrene	25.1	110	12	ug/kg	J
78-59-1	Isophorone	ND	270	13	ug/kg	
91-57-6	2-Methylnaphthalene	ND	110	14	ug/kg	
88-74-4	2-Nitroaniline	ND	550	14	ug/kg	
99-09-2	3-Nitroaniline	ND	550	30	ug/kg	
100-01-6	4-Nitroaniline	ND	550	14	ug/kg	
91-20-3	Naphthalene	ND	110	18	ug/kg	
98-95-3	Nitrobenzene	ND	270	15	ug/kg	
621-64-7	N-Nitroso-di-n-propylamine	ND	270	16	ug/kg	
86-30-6	N-Nitrosodiphenylamine	ND	270	17	ug/kg	
85-01-8	Phenanthrene	43.8	110	15	ug/kg	J
129-00-0	Pyrene	62.7	110	13	ug/kg	J
120-82-1	1,2,4-Trichlorobenzene	ND	270	15	ug/kg	

CAS No.	Surrogate Recoveries	Run# 1	Run# 2	Limits
367-12-4	2-Fluorophenol	53%		30-130%
4165-62-2	Phenol-d5	53%		30-130%
118-79-6	2,4,6-Tribromophenol	80%		30-130%
4165-60-0	Nitrobenzene-d5	55%		30-130%
321-60-8	2-Fluorobiphenyl	68%		30-130%
1718-51-0	Terphenyl-d14	69%		30-130%

ND = Not detected MDL = Method Detection Limit

RL = Reporting Limit

E = Indicates value exceeds calibration range

J = Indicates an estimated value

B = Indicates analyte found in associated method blank

N = Indicates presumptive evidence of a compound

Report of Analysis

Client Sample ID: RO-1(0-1)-071514	Date Sampled: 07/15/14
Lab Sample ID: MC32134-30	Date Received: 07/16/14
Matrix: SO - Soil	Percent Solids: 87.4
Project: IDOT #062, FAP 343: IL Route 68, Bloomington Hills / East Dundee, IL	

Metals Analysis

Analyte	Result	RL	MDL	Units	DF	Prep	Analyzed By	Method	Prep Method
Antimony	0.12 U	0.99	0.12	mg/kg	1	07/17/14	07/18/14	EAL SW846 6010C ²	SW846 3050B ⁴
Arsenic	8.2	0.99	0.19	mg/kg	1	07/17/14	07/18/14	EAL SW846 6010C ²	SW846 3050B ⁴
Barium	59.1	5.0	0.053	mg/kg	1	07/17/14	07/18/14	EAL SW846 6010C ²	SW846 3050B ⁴
Beryllium	0.57	0.40	0.022	mg/kg	1	07/17/14	07/18/14	EAL SW846 6010C ²	SW846 3050B ⁴
Cadmium	0.47	0.40	0.024	mg/kg	1	07/17/14	07/18/14	EAL SW846 6010C ²	SW846 3050B ⁴
Calcium	49500	500	0.57	mg/kg	1	07/17/14	07/18/14	EAL SW846 6010C ²	SW846 3050B ⁴
Chromium	17.5	0.99	0.059	mg/kg	1	07/17/14	07/18/14	EAL SW846 6010C ²	SW846 3050B ⁴
Cobalt	10.1	5.0	0.050	mg/kg	1	07/17/14	07/18/14	EAL SW846 6010C ²	SW846 3050B ⁴
Copper	23.5	2.5	0.16	mg/kg	1	07/17/14	07/18/14	EAL SW846 6010C ²	SW846 3050B ⁴
Iron	18100	9.9	0.63	mg/kg	1	07/17/14	07/18/14	EAL SW846 6010C ²	SW846 3050B ⁴
Lead	157	0.99	0.22	mg/kg	1	07/17/14	07/18/14	EAL SW846 6010C ²	SW846 3050B ⁴
Magnesium	29700	500	4.2	mg/kg	1	07/17/14	07/18/14	EAL SW846 6010C ²	SW846 3050B ⁴
Manganese	442	1.5	0.043	mg/kg	1	07/17/14	07/18/14	EAL SW846 6010C ²	SW846 3050B ⁴
Mercury	0.030 B	0.037	0.013	mg/kg	1	07/17/14	07/18/14	SA SW846 7471B ¹	SW846 7471B ³
Nickel	21.6	4.0	0.056	mg/kg	1	07/17/14	07/18/14	EAL SW846 6010C ²	SW846 3050B ⁴
Potassium	1560	500	3.6	mg/kg	1	07/17/14	07/18/14	EAL SW846 6010C ²	SW846 3050B ⁴
Selenium	0.25 U	0.99	0.25	mg/kg	1	07/17/14	07/18/14	EAL SW846 6010C ²	SW846 3050B ⁴
Silver	0.043 U	0.50	0.043	mg/kg	1	07/17/14	07/18/14	EAL SW846 6010C ²	SW846 3050B ⁴
Sodium	2130	500	1.9	mg/kg	1	07/17/14	07/18/14	EAL SW846 6010C ²	SW846 3050B ⁴
Thallium	0.28 B	0.99	0.14	mg/kg	1	07/17/14	07/18/14	EAL SW846 6010C ²	SW846 3050B ⁴
Vanadium	23.8	0.99	0.044	mg/kg	1	07/17/14	07/18/14	EAL SW846 6010C ²	SW846 3050B ⁴
Zinc	66.3	2.0	0.26	mg/kg	1	07/17/14	07/18/14	EAL SW846 6010C ²	SW846 3050B ⁴

- (1) Instrument QC Batch: MA17368
- (2) Instrument QC Batch: MA17370
- (3) Prep QC Batch: MP23363
- (4) Prep QC Batch: MP23364

RL = Reporting Limit
 MDL = Method Detection Limit

U = Indicates a result < MDL
 B = Indicates a result > = MDL but < RL

Report of Analysis

Client Sample ID: RO-1(0-1)-071514		Date Sampled: 07/15/14
Lab Sample ID: MC32134-30		Date Received: 07/16/14
Matrix: SO - Soil		Percent Solids: 87.4
Project: IDOT #062, FAP 343: IL Route 68, Bloomington Hills / East Dundee, IL		

4.28
4

General Chemistry

Analyte	Result	RL	Units	DF	Analyzed	By	Method
Solids, Percent	87.4		%	1	07/17/14	KF	SM21 2540 B MOD.
pH	8.4		su	1	07/17/14	MA	SW846 9045D

RL = Reporting Limit

Report of Analysis

Client Sample ID: RO-1(0-1)-071514	Date Sampled: 07/15/14
Lab Sample ID: MC32134-30A	Date Received: 07/16/14
Matrix: SO - Soil	Percent Solids: 87.4
Project: IDOT #062, FAP 343: IL Route 68, Bloomington Hills / East Dundee, IL	

Metals Analysis, TCLP Leachate SW846 1311

Analyte	Result	HW#	MCL	RL	MDL	Units	DF	Prep	Analyzed By	Method
Arsenic	0.0024 U	D004	5.0	0.010	0.0024	mg/l	1	07/22/14	07/22/14	EAL SW846 6010C ¹
Barium	0.65	D005	100	0.50	0.0020	mg/l	1	07/22/14	07/22/14	EAL SW846 6010C ¹
Beryllium	0.00018 U			0.0040	0.00018	mg/l	1	07/22/14	07/22/14	EAL SW846 6010C ¹
Cadmium	0.00030 B	D006	1.0	0.0040	0.00024	mg/l	1	07/22/14	07/22/14	EAL SW846 6010C ¹
Chromium	0.0023 B	D007	5.0	0.010	0.00073	mg/l	1	07/22/14	07/22/14	EAL SW846 6010C ¹
Cobalt	0.00060 U			0.050	0.00060	mg/l	1	07/22/14	07/22/14	EAL SW846 6010C ¹
Copper	0.0036 U			0.025	0.0036	mg/l	1	07/22/14	07/22/14	EAL SW846 6010C ¹
Iron	0.0094 B			0.10	0.0074	mg/l	1	07/22/14	07/22/14	EAL SW846 6010C ¹
Lead	0.0019 U	D008	5.0	0.010	0.0019	mg/l	1	07/22/14	07/22/14	EAL SW846 6010C ¹
Manganese	0.021			0.015	0.00035	mg/l	1	07/22/14	07/22/14	EAL SW846 6010C ¹
Mercury	0.00010 U	D009	0.20	0.00020	0.00010	mg/l	1	07/23/14	07/23/14	SA SW846 7470A ²
Nickel	0.0032 B			0.040	0.00057	mg/l	1	07/22/14	07/22/14	EAL SW846 6010C ¹
Selenium	0.0027 U	D010	1.0	0.025	0.0027	mg/l	1	07/22/14	07/22/14	EAL SW846 6010C ¹
Silver	0.0014 B	D011	5.0	0.0050	0.00096	mg/l	1	07/22/14	07/22/14	EAL SW846 6010C ¹
Zinc	0.0042 U			0.10	0.0042	mg/l	1	07/22/14	07/22/14	EAL SW846 6010C ¹

- (1) Instrument QC Batch: MA17379
- (2) Instrument QC Batch: MA17381
- (3) Prep QC Batch: MP23385
- (4) Prep QC Batch: MP23390

RL = Reporting Limit MDL = Method Detection Limit U = Indicates a result < MDL
 MCL = Maximum Contamination Level (40 CFR 261.6/96) B = Indicates a result > = MDL but < RL

4.29
4

Report of Analysis

Client Sample ID: RO-1(0-1)-071514		Date Sampled: 07/15/14
Lab Sample ID: MC32134-30B		Date Received: 07/16/14
Matrix: SO - Soil		Percent Solids: 87.4
Project: IDOT #062, FAP 343: IL Route 68, Bloomington Hills / East Dundee, IL		

Metals Analysis, SPLP Leachate SW846 1312

Analyte	Result	MCL	RL	MDL	Units	DF	Prep	Analyzed By	Method
Arsenic	0.029		0.010	0.0024	mg/l	1	07/18/14	07/21/14 EAL	SW846 6010C ²
Barium	0.25 B		0.50	0.0020	mg/l	1	07/18/14	07/21/14 EAL	SW846 6010C ²
Beryllium	0.0026 B		0.0040	0.00018	mg/l	1	07/18/14	07/21/14 EAL	SW846 6010C ²
Cadmium	0.0015 B		0.0040	0.00024	mg/l	1	07/18/14	07/21/14 EAL	SW846 6010C ²
Chromium	0.089		0.010	0.00073	mg/l	1	07/18/14	07/21/14 EAL	SW846 6010C ²
Cobalt	0.028 B		0.050	0.00060	mg/l	1	07/18/14	07/21/14 EAL	SW846 6010C ²
Copper	0.074		0.025	0.0036	mg/l	1	07/18/14	07/21/14 EAL	SW846 6010C ²
Iron	70.2		0.10	0.0074	mg/l	1	07/18/14	07/21/14 EAL	SW846 6010C ²
Lead	0.30		0.010	0.0019	mg/l	1	07/18/14	07/21/14 EAL	SW846 6010C ²
Manganese	0.73		0.015	0.00035	mg/l	1	07/18/14	07/21/14 EAL	SW846 6010C ²
Mercury	0.00010 U		0.00020	0.00010	mg/l	1	07/18/14	07/21/14 SA	SW846 7470A ¹
Nickel	0.079		0.040	0.00057	mg/l	1	07/18/14	07/21/14 EAL	SW846 6010C ²
Selenium	0.0041 B		0.025	0.0027	mg/l	1	07/18/14	07/21/14 EAL	SW846 6010C ²
Silver	0.00096 U		0.0050	0.00096	mg/l	1	07/18/14	07/21/14 EAL	SW846 6010C ²
Zinc	0.24		0.10	0.0042	mg/l	1	07/18/14	07/21/14 EAL	SW846 6010C ²

- (1) Instrument QC Batch: MA17372
- (2) Instrument QC Batch: MA17374
- (3) Prep QC Batch: MP23374
- (4) Prep QC Batch: MP23375

RL = Reporting Limit MDL = Method Detection Limit U = Indicates a result < MDL
 MCL = Maximum Contamination Level (not available) B = Indicates a result > = MDL but < RL

4.30
4

Report of Analysis

Client Sample ID: RO-7(0-1)-071514	
Lab Sample ID: MC32134-34	Date Sampled: 07/15/14
Matrix: SO - Soil	Date Received: 07/16/14
Method: SW846 8260C	Percent Solids: 89.6
Project: IDOT #062, FAP 343: IL Route 68, Bloomington Hills / East Dundee, IL	

Run #	File ID	DF	Analyzed	By	Prep Date	Prep Batch	Analytical Batch
Run #1	M67069.D	1	07/25/14	KD	n/a	n/a	MSM2370
Run #2							

Run #	Initial Weight	Final Volume
Run #1	4.78 g	5.0 ml
Run #2		

VOA TCL List

CAS No.	Compound	Result	RL	MDL	Units	Q
67-64-1	Acetone	ND	12	3.3	ug/kg	
71-43-2	Benzene	0.61	0.58	0.39	ug/kg	
75-27-4	Bromodichloromethane	ND	2.3	0.24	ug/kg	
75-25-2	Bromoform	ND	2.3	0.41	ug/kg	
74-83-9	Bromomethane	ND	2.3	0.70	ug/kg	
78-93-3	2-Butanone (MEK)	ND	12	3.6	ug/kg	
75-15-0	Carbon disulfide	7.5	5.8	0.15	ug/kg	
56-23-5	Carbon tetrachloride	ND	2.3	0.26	ug/kg	
108-90-7	Chlorobenzene	ND	2.3	0.18	ug/kg	
75-00-3	Chloroethane	ND	5.8	0.88	ug/kg	
67-66-3	Chloroform	ND	2.3	0.20	ug/kg	
74-87-3	Chloromethane	ND	5.8	0.66	ug/kg	
124-48-1	Dibromochloromethane	ND	2.3	0.38	ug/kg	
75-34-3	1,1-Dichloroethane	ND	2.3	0.31	ug/kg	
107-06-2	1,2-Dichloroethane	ND	2.3	0.38	ug/kg	
75-35-4	1,1-Dichloroethene	ND	2.3	0.48	ug/kg	
156-59-2	cis-1,2-Dichloroethene	ND	2.3	0.53	ug/kg	
156-60-5	trans-1,2-Dichloroethene	ND	2.3	0.49	ug/kg	
78-87-5	1,2-Dichloropropane	ND	2.3	0.49	ug/kg	
10061-01-5	cis-1,3-Dichloropropene	ND	2.3	0.26	ug/kg	
10061-02-6	trans-1,3-Dichloropropene	ND	2.3	0.31	ug/kg	
100-41-4	Ethylbenzene	ND	2.3	0.81	ug/kg	
591-78-6	2-Hexanone	ND	12	0.89	ug/kg	
1634-04-4	Methyl Tert Butyl Ether	ND	2.3	0.21	ug/kg	
108-10-1	4-Methyl-2-pentanone (MIBK)	ND	5.8	0.63	ug/kg	
75-09-2	Methylene chloride	0.74	2.3	0.62	ug/kg	J
100-42-5	Styrene	ND	5.8	0.20	ug/kg	
79-34-5	1,1,2,2-Tetrachloroethane	ND	2.3	0.46	ug/kg	
127-18-4	Tetrachloroethene	ND	2.3	0.37	ug/kg	
108-88-3	Toluene	0.81	5.8	0.24	ug/kg	J
71-55-6	1,1,1-Trichloroethane	ND	2.3	0.25	ug/kg	
79-00-5	1,1,2-Trichloroethane	ND	2.3	0.67	ug/kg	

ND = Not detected MDL = Method Detection Limit J = Indicates an estimated value
 RL = Reporting Limit B = Indicates analyte found in associated method blank
 E = Indicates value exceeds calibration range N = Indicates presumptive evidence of a compound

4.40
 4

Report of Analysis

Client Sample ID: RO-7(0-1)-071514		Date Sampled: 07/15/14
Lab Sample ID: MC32134-34		Date Received: 07/16/14
Matrix: SO - Soil		Percent Solids: 89.6
Method: SW846 8260C		
Project: IDOT #062, FAP 343: IL Route 68, Bloomington Hills / East Dundee, IL		

VOA TCL List

CAS No.	Compound	Result	RL	MDL	Units	Q
79-01-6	Trichloroethene	ND	2.3	0.29	ug/kg	
75-01-4	Vinyl chloride	ND	2.3	1.1	ug/kg	
1330-20-7	Xylene (total)	0.29	2.3	0.26	ug/kg	J

CAS No.	Surrogate Recoveries	Run# 1	Run# 2	Limits
1868-53-7	Dibromofluoromethane	113%		70-130%
2037-26-5	Toluene-D8	102%		70-130%
460-00-4	4-Bromofluorobenzene	91%		70-130%

ND = Not detected MDL = Method Detection Limit
 RL = Reporting Limit
 E = Indicates value exceeds calibration range

J = Indicates an estimated value
 B = Indicates analyte found in associated method blank
 N = Indicates presumptive evidence of a compound

4.40
4

Report of Analysis

Client Sample ID:	RO-7(0-1)-071514	Date Sampled:	07/15/14
Lab Sample ID:	MC32134-34	Date Received:	07/16/14
Matrix:	SO - Soil	Percent Solids:	89.6
Method:	SW846 8270D SW846 3546		
Project:	IDOT #062, FAP 343: IL Route 68, Bloomington Hills / East Dundee, IL		

	File ID	DF	Analyzed	By	Prep Date	Prep Batch	Analytical Batch
Run #1 ^a	F74891.D	5	07/25/14	WK	07/17/14	OP38999	MSF3298
Run #2							

	Initial Weight	Final Volume
Run #1	20.6 g	1.0 ml
Run #2		

ABN TCL List

CAS No.	Compound	Result	RL	MDL	Units	Q
95-57-8	2-Chlorophenol	ND	1400	61	ug/kg	
59-50-7	4-Chloro-3-methyl phenol	ND	2700	69	ug/kg	
120-83-2	2,4-Dichlorophenol	ND	2700	78	ug/kg	
105-67-9	2,4-Dimethylphenol	ND	2700	440	ug/kg	
51-28-5	2,4-Dinitrophenol	ND	5400	680	ug/kg	
534-52-1	4,6-Dinitro-o-cresol	ND	2700	340	ug/kg	
95-48-7	2-Methylphenol	ND	2700	110	ug/kg	
106-44-5	4-Methylphenol	ND	2700	140	ug/kg	
88-75-5	2-Nitrophenol	ND	2700	72	ug/kg	
100-02-7	4-Nitrophenol	ND	5400	510	ug/kg	
87-86-5	Pentachlorophenol	ND	2700	190	ug/kg	
108-95-2	Phenol	ND	1400	77	ug/kg	
95-95-4	2,4,5-Trichlorophenol	ND	2700	68	ug/kg	
88-06-2	2,4,6-Trichlorophenol	ND	2700	67	ug/kg	
83-32-9	Acenaphthene	ND	540	72	ug/kg	
208-96-8	Acenaphthylene	ND	540	54	ug/kg	
120-12-7	Anthracene	ND	540	65	ug/kg	
56-55-3	Benzo(a)anthracene	81.5	540	70	ug/kg	J
50-32-8	Benzo(a)pyrene	92.1	540	58	ug/kg	J
205-99-2	Benzo(b)fluoranthene	125	540	68	ug/kg	J
191-24-2	Benzo(g,h,i)perylene	97.1	540	54	ug/kg	J
101-55-3	4-Bromophenyl phenyl ether	ND	1400	68	ug/kg	
85-68-7	Butyl benzyl phthalate	ND	1400	55	ug/kg	
91-58-7	2-Chloronaphthalene	ND	1400	73	ug/kg	
106-47-8	4-Chloroaniline	ND	2700	68	ug/kg	
86-74-8	Carbazole	ND	540	64	ug/kg	
218-01-9	Chrysene	98.7	540	67	ug/kg	J
111-91-1	bis(2-Chloroethoxy)methane	ND	1400	63	ug/kg	
111-44-4	bis(2-Chloroethyl)ether	ND	1400	82	ug/kg	
108-60-1	bis(2-Chloroisopropyl)ether	ND	1400	97	ug/kg	
7005-72-3	4-Chlorophenyl phenyl ether	ND	1400	83	ug/kg	
95-50-1	1,2-Dichlorobenzene	ND	1400	70	ug/kg	

ND = Not detected MDL = Method Detection Limit

RL = Reporting Limit

E = Indicates value exceeds calibration range

J = Indicates an estimated value

B = Indicates analyte found in associated method blank

N = Indicates presumptive evidence of a compound

Report of Analysis

Client Sample ID:	RO-7(0-1)-071514	Date Sampled:	07/15/14
Lab Sample ID:	MC32134-34	Date Received:	07/16/14
Matrix:	SO - Soil	Percent Solids:	89.6
Method:	SW846 8270D SW846 3546		
Project:	IDOT #062, FAP 343: IL Route 68, Bloomington Hills / East Dundee, IL		

4.40
4

ABN TCL List

CAS No.	Compound	Result	RL	MDL	Units	Q
---------	----------	--------	----	-----	-------	---

(a) Elevated RL due to dilution required for matrix interference.

ND = Not detected	MDL = Method Detection Limit	J = Indicates an estimated value
RL = Reporting Limit		B = Indicates analyte found in associated method blank
E = Indicates value exceeds calibration range		N = Indicates presumptive evidence of a compound

Report of Analysis

Client Sample ID: RO-7(0-1)-071514	Date Sampled: 07/15/14
Lab Sample ID: MC32134-34	Date Received: 07/16/14
Matrix: SO - Soil	Percent Solids: 89.6
Project: IDOT #062, FAP 343: IL Route 68, Bloomington Hills / East Dundee, IL	

Metals Analysis

Analyte	Result	RL	MDL	Units	DF	Prep	Analyzed By	Method	Prep Method
Antimony	0.12 U	0.99	0.12	mg/kg	1	07/17/14	07/18/14	EAL SW846 6010C ²	SW846 3050B ⁵
Arsenic	5.2	0.99	0.19	mg/kg	1	07/17/14	07/18/14	EAL SW846 6010C ²	SW846 3050B ⁵
Barium	33.6	4.9	0.053	mg/kg	1	07/17/14	07/18/14	EAL SW846 6010C ²	SW846 3050B ⁵
Beryllium	0.25 B	0.40	0.021	mg/kg	1	07/17/14	07/18/14	EAL SW846 6010C ²	SW846 3050B ⁵
Cadmium	0.37 B	0.40	0.024	mg/kg	1	07/17/14	07/18/14	EAL SW846 6010C ²	SW846 3050B ⁵
Calcium	110000	4900	5.6	mg/kg	10	07/17/14	07/21/14	EAL SW846 6010C ³	SW846 3050B ⁵
Chromium	11.9	0.99	0.059	mg/kg	1	07/17/14	07/18/14	EAL SW846 6010C ²	SW846 3050B ⁵
Cobalt	4.4 B	4.9	0.050	mg/kg	1	07/17/14	07/18/14	EAL SW846 6010C ²	SW846 3050B ⁵
Copper	21.1	2.5	0.16	mg/kg	1	07/17/14	07/18/14	EAL SW846 6010C ²	SW846 3050B ⁵
Iron	11400	9.9	0.63	mg/kg	1	07/17/14	07/18/14	EAL SW846 6010C ²	SW846 3050B ⁵
Lead	106	0.99	0.22	mg/kg	1	07/17/14	07/18/14	EAL SW846 6010C ²	SW846 3050B ⁵
Magnesium	64200	490	4.1	mg/kg	1	07/17/14	07/18/14	EAL SW846 6010C ²	SW846 3050B ⁵
Manganese	360	1.5	0.043	mg/kg	1	07/17/14	07/18/14	EAL SW846 6010C ²	SW846 3050B ⁵
Mercury	0.020 B	0.037	0.012	mg/kg	1	07/17/14	07/18/14	SA SW846 7471B ¹	SW846 7471B ⁴
Nickel	11.4	4.0	0.056	mg/kg	1	07/17/14	07/18/14	EAL SW846 6010C ²	SW846 3050B ⁵
Potassium	726	490	3.6	mg/kg	1	07/17/14	07/18/14	EAL SW846 6010C ²	SW846 3050B ⁵
Selenium	0.24 U	0.99	0.24	mg/kg	1	07/17/14	07/18/14	EAL SW846 6010C ²	SW846 3050B ⁵
Silver	0.043 U	0.49	0.043	mg/kg	1	07/17/14	07/18/14	EAL SW846 6010C ²	SW846 3050B ⁵
Sodium	512	490	1.9	mg/kg	1	07/17/14	07/18/14	EAL SW846 6010C ²	SW846 3050B ⁵
Thallium	0.31 B	0.99	0.14	mg/kg	1	07/17/14	07/18/14	EAL SW846 6010C ²	SW846 3050B ⁵
Vanadium	15.0	0.99	0.043	mg/kg	1	07/17/14	07/18/14	EAL SW846 6010C ²	SW846 3050B ⁵
Zinc	83.6	2.0	0.25	mg/kg	1	07/17/14	07/18/14	EAL SW846 6010C ²	SW846 3050B ⁵

- (1) Instrument QC Batch: MA17368
- (2) Instrument QC Batch: MA17370
- (3) Instrument QC Batch: MA17373
- (4) Prep QC Batch: MP23363
- (5) Prep QC Batch: MP23364

RL = Reporting Limit
 MDL = Method Detection Limit

U = Indicates a result < MDL
 B = Indicates a result > = MDL but < RL

Report of Analysis

Client Sample ID: RO-7(0-1)-071514		Date Sampled: 07/15/14
Lab Sample ID: MC32134-34		Date Received: 07/16/14
Matrix: SO - Soil		Percent Solids: 89.6
Project: IDOT #062, FAP 343: IL Route 68, Bloomington Hills / East Dundee, IL		

4.40
4

General Chemistry

Analyte	Result	RL	Units	DF	Analyzed	By	Method
Solids, Percent	89.6		%	1	07/17/14	KF	SM21 2540 B MOD.
pH	8.9		su	1	07/17/14	MA	SW846 9045D

RL = Reporting Limit

Report of Analysis

Client Sample ID: RO-7(0-1)-071514		Date Sampled: 07/15/14
Lab Sample ID: MC32134-34A		Date Received: 07/16/14
Matrix: SO - Soil		Percent Solids: 89.6
Project: IDOT #062, FAP 343: IL Route 68, Bloomington Hills / East Dundee, IL		

Metals Analysis, TCLP Leachate SW846 1311

Analyte	Result	HW#	MCL	RL	MDL	Units	DF	Prep	Analyzed By	Method
Arsenic	0.0024 U	D004	5.0	0.010	0.0024	mg/l	1	07/22/14	07/22/14	EAL SW846 6010C ¹
Barium	0.37 B	D005	100	0.50	0.0020	mg/l	1	07/22/14	07/22/14	EAL SW846 6010C ¹
Beryllium	0.00018 U			0.0040	0.00018	mg/l	1	07/22/14	07/22/14	EAL SW846 6010C ¹
Cadmium	0.0023 B	D006	1.0	0.0040	0.00024	mg/l	1	07/22/14	07/22/14	EAL SW846 6010C ¹
Chromium	0.0011 B	D007	5.0	0.010	0.00073	mg/l	1	07/22/14	07/22/14	EAL SW846 6010C ¹
Cobalt	0.00060 U			0.050	0.00060	mg/l	1	07/22/14	07/22/14	EAL SW846 6010C ¹
Copper	0.0051 B			0.025	0.0036	mg/l	1	07/22/14	07/22/14	EAL SW846 6010C ¹
Iron	0.0074 U			0.10	0.0074	mg/l	1	07/22/14	07/22/14	EAL SW846 6010C ¹
Lead	0.013	D008	5.0	0.010	0.0019	mg/l	1	07/22/14	07/22/14	EAL SW846 6010C ¹
Manganese	0.54			0.015	0.00035	mg/l	1	07/22/14	07/22/14	EAL SW846 6010C ¹
Mercury	0.00010 U	D009	0.20	0.00020	0.00010	mg/l	1	07/23/14	07/23/14	SA SW846 7470A ²
Nickel	0.011 B			0.040	0.00057	mg/l	1	07/22/14	07/22/14	EAL SW846 6010C ¹
Selenium	0.0045 B	D010	1.0	0.025	0.0027	mg/l	1	07/22/14	07/22/14	EAL SW846 6010C ¹
Silver	0.0012 B	D011	5.0	0.0050	0.00096	mg/l	1	07/22/14	07/22/14	EAL SW846 6010C ¹
Zinc	0.13			0.10	0.0042	mg/l	1	07/22/14	07/22/14	EAL SW846 6010C ¹

- (1) Instrument QC Batch: MA17379
- (2) Instrument QC Batch: MA17381
- (3) Prep QC Batch: MP23385
- (4) Prep QC Batch: MP23390

RL = Reporting Limit MDL = Method Detection Limit U = Indicates a result < MDL
 MCL = Maximum Contamination Level (40 CFR 261.6/96) B = Indicates a result > = MDL but < RL

Report of Analysis

Client Sample ID: RO-7(0-1)-071514		Date Sampled: 07/15/14
Lab Sample ID: MC32134-34B		Date Received: 07/16/14
Matrix: SO - Soil		Percent Solids: 89.6
Project: IDOT #062, FAP 343: IL Route 68, Bloomington Hills / East Dundee, IL		

Metals Analysis, SPLP Leachate SW846 1312

Analyte	Result	MCL	RL	MDL	Units	DF	Prep	Analyzed By	Method
Arsenic	0.012		0.010	0.0024	mg/l	1	07/18/14	07/21/14 EAL	SW846 6010C ²
Barium	0.16 B		0.50	0.0020	mg/l	1	07/18/14	07/21/14 EAL	SW846 6010C ²
Beryllium	0.0010 B		0.0040	0.00018	mg/l	1	07/18/14	07/21/14 EAL	SW846 6010C ²
Cadmium	0.00070 B		0.0040	0.00024	mg/l	1	07/18/14	07/21/14 EAL	SW846 6010C ²
Chromium	0.034		0.010	0.00073	mg/l	1	07/18/14	07/21/14 EAL	SW846 6010C ²
Cobalt	0.0078 B		0.050	0.00060	mg/l	1	07/18/14	07/21/14 EAL	SW846 6010C ²
Copper	0.036		0.025	0.0036	mg/l	1	07/18/14	07/21/14 EAL	SW846 6010C ²
Iron	27.9		0.10	0.0074	mg/l	1	07/18/14	07/21/14 EAL	SW846 6010C ²
Lead	0.16		0.010	0.0019	mg/l	1	07/18/14	07/21/14 EAL	SW846 6010C ²
Manganese	0.28		0.015	0.00035	mg/l	1	07/18/14	07/21/14 EAL	SW846 6010C ²
Mercury	0.00010 U		0.00020	0.00010	mg/l	1	07/18/14	07/21/14 SA	SW846 7470A ¹
Nickel	0.026 B		0.040	0.00057	mg/l	1	07/18/14	07/21/14 EAL	SW846 6010C ²
Selenium	0.0027 B		0.025	0.0027	mg/l	1	07/18/14	07/21/14 EAL	SW846 6010C ²
Silver	0.00096 U		0.0050	0.00096	mg/l	1	07/18/14	07/21/14 EAL	SW846 6010C ²
Zinc	0.20		0.10	0.0042	mg/l	1	07/18/14	07/21/14 EAL	SW846 6010C ²

- (1) Instrument QC Batch: MA17372
- (2) Instrument QC Batch: MA17374
- (3) Prep QC Batch: MP23374
- (4) Prep QC Batch: MP23375

RL = Reporting Limit MDL = Method Detection Limit U = Indicates a result < MDL
 MCL = Maximum Contamination Level (not available) B = Indicates a result > = MDL but < RL



Bureau of Land • 1021 North Grand Avenue East • P.O. Box 19276 • Springfield • Illinois • 62794-9276

Uncontaminated Soil Certification by Licensed Professional Engineer or Licensed Professional Geologist for Use of Uncontaminated Soil as Fill in a CCDD or Uncontaminated Soil Fill Operation LPC-663

Revised in accordance with 35 Ill. Adm. Code 1100, as amended by PCB R2012-009 (eff. Aug. 27, 2012)

This certification form is to be used by professional engineers and professional geologists to certify, pursuant to 35 Ill. Adm. Code 1100.205(a)(1)(B), that soil (i) is uncontaminated soil and (ii) is within a pH range of 6.26 to 9.0. If you have questions about this form, please telephone the Bureau of Land Permit Section at 217/524-3300.

This form may be completed online, saved locally, printed and signed, and submitted to prospective clean construction or demolition debris (CCDD) fill operations or uncontaminated soil fill operations.

I. Source Location Information

(Describe the location of the source of the uncontaminated soil)

Project Name: FAP 343: IL Rte 68: Priarie Lake Rd to IL Rte 62 Office Phone Number, if available: _____

Physical Site Location (address, including number and street):

100 Block of Dundee Rd and

City: Barrington Hills State: IL Zip Code: _____

County: Cook Township: _____

Lat/Long of approximate center of site in decimal degrees (DD.ddddd) to five decimal places (e.g., 40.67890, -90.12345):

Latitude: 42.106218825 Longitude: -88.240428219

(Decimal Degrees) (-Decimal Degrees)

Identify how the lat/long data were determined:

GPS Map Interpolation Photo Interpolation Survey Other

IEPA Site Number(s), if assigned: BOL: _____ BOW: _____ BOA: _____

II. Owner/Operator Information for Source Site

Site Owner

Site Operator

Name: Illinois Department of Transportation

Name: Illinois Department of Transportation

Street Address: 201 West Center Court

Street Address: 201 West Center Court

PO Box: _____

PO Box: _____

City: Schaumburg State: IL

City: Schaumburg State: IL

Zip Code: 60196-1096 Phone: 847-705-4101

Zip Code: 60196-1096 Phone: 847-705-4101

Contact: Sam Mead

Contact: Sam Mead

Email, if available: Sam.Mead@illinois.gov

Email, if available: Sam.Mead@illinois.gov

This Agency is authorized to require this information under Section 4 and Title X of the Environmental Protection Act (415 ILCS 5/4, 5/39). Failure to disclose this information may result in: a civil penalty of not to exceed \$50,000 for the violation and an additional civil penalty of not to exceed \$10,000 for each day during which the violation continues (415 ILCS 5/42). This form has been approved by the Forms Management Center.

Project Name: FAP 343: IL Rte 68: Priarie Lake Rd to IL Rte 62

Latitude: 42.106218825 Longitude: -88.240428219

Uncontaminated Site Certification

III. Basis for Certification and Attachments

For each item listed below, reference the attachments to this form that provide the required information.

- a. A Description of the soil sample points and how they were determined to be sufficient in number and appropriately located 35 Ill. Adm. Code 1100.610(a):

LOCATION WT-1 WAS SAMPLED ADJACENT TO ISGS SITE No. 2813-16. SEE FIGURE 3-6 AND TABLE 4-1 OF THE REVISED PRELIMINARY SITE INVESTIGATION REPORT FOR SAMPLING DETAILS.

- b. Analytical soil testing results to show that soil chemical constituents comply with the maximum allowable concentrations established pursuant to 35 Ill. Adm. Code Part 1100, Subpart F and that the soil pH is within the range of 6.25 to 9.0, including the documentation of chain of custody control, a copy of the lab analysis; the accreditation status of the laboratory performing the analysis; and certification by an authorized agent of the laboratory that the analysis has been performed in accordance with the Agency's rules for the accreditation of environmental and the scope of the accreditation [35 Ill. Adm. Code 1100.201(g), 1100.205(a), 1100.610]:

ACCUTEST ANALYTICAL REPORT - JOB NUMBER: MC32206

IV. Certification Statement, Signature and Seal of Licensed Professional Engineer or Licensed Professional Geologist

I, Steven Gobelman, P.E., L.P.G (name of licensed professional engineer or geologist) certify under penalty of law that the information submitted, including but not limited to, all attachments and other information, is to the best of my knowledge and belief, true, accurate and complete. In accordance with the Environmental Protection Act [415 ILCS 5/22.51 or 22.51a] and 35 Ill. Adm. Code 1100.205(a), I certify that the soil from this site is uncontaminated soil. I also certify that the soil pH is within the range of 6.25 to 9.0. In addition, I certify that the soil has not been removed from the site as part of a cleanup or removal of contaminants. All necessary documentation is attached.

Any person who knowingly makes a false, fictitious, or fraudulent material statement, orally or in writing, to the Illinois EPA commits a Class 4 felony. A second or subsequent offense after conviction is a Class 3 felony. (415 ILCS 5/44(h))

Company Name: Illinois Department of Transportation

Street Address: 2300 South Dirksen Parkway

City: Springfield State: IL Zip Code: 62764

Phone: 217-785-4246

Steven Gobelman, P.E., L.P.G


Printed Name:



Licensed Professional Engineer or
Licensed Professional Geologist Signature:

8/2/14

Date:



Summary Table of ISGS Site No. 2813-16
Comparison of Detected Constituents to Applicable Reference Concentrations
Soil Analytical Results
Illinois Department of Transportation
FAP 343: Illinois Route 68 From Prairie Lakes Road to Illinois Route 62
Bloomington Hills / East Dundee, Cook / Kane Counties, Illinois

Field Sample ID	WT-1(0-1)-071614	Soil Reference Concentrations^A
Sample Date	7/16/2014	
Location ID	WT-1	
Depth	0 - 1	
ISGS Site Number	2813-16/2813-17	
Parameter		
Laboratory pH	8.3	<6.25, >9.0
VOCs (ug/kg)		
Acetone	11.3 J	25000
Methylene chloride	0.98 J	20
SVOCs (ug/kg)		
Benzo(a)anthracene	58.3 J	900 / 1100 / 1800
Benzo(a)pyrene	315	90 / 1300 / 2100
Benzo(b)fluoranthene	369	900 / 1500 / 2100
Benzo(g,h,i)perylene	313	---
Chrysene	135	88000
Dibenzo(a,h)anthracene	108 J	90 / 200 / 420
Fluoranthene	70.1 J	3100000
Indeno(1,2,3-cd)pyrene	313	900 / 900 / 1600
Pyrene	110 J	2300000
Total Metals (mg/kg)		
Arsenic, Total	7.8	11.3 / 13
Barium, Total	76.5	1500
Beryllium, Total	0.75	22
Cadmium, Total	0.19 J	5.2
Calcium, Total	20900	---
Chromium, Total	23.9	21
Cobalt, Total	12.6	20
Copper, Total	27.9	2900
Iron, Total	20800	15000 / 15900
Lead, Total	20.5	107
Magnesium, Total	14800	325000
Manganese, Total	498	630 / 636
Mercury, Total	0.063	0.89
Nickel, Total	23.4	100
Potassium, Total	2340	---
Selenium, Total	0.41 J	1.3
Silver, Total	0.6	4.4
Sodium, Total	3430	---
Thallium, Total	0.2 J	2.6
Vanadium, Total	33.4	550
Zinc, Total	69.6	5100

Summary Table of ISGS Site No. 2813-16
Comparison of Detected Constituents to Applicable Reference Concentrations
Soil Analytical Results
Illinois Department of Transportation
FAP 343: Illinois Route 68 From Prairie Lakes Road to Illinois Route 62
Bloomington Hills / East Dundee, Cook / Kane Counties, Illinois

Field Sample ID	WT-1(0-1)-071614	Soil Reference Concentrations^A
Sample Date	7/16/2014	
Location ID	WT-1	
Depth	0 - 1	
ISGS Site Number	2813-16/2813-17	
Parameter		
TCLP Metals (mg/l)		
Barium, TCLP	0.24 J	2
Cadmium, TCLP	0.0009 J	0.005
Chromium, TCLP	0.0008 J	0.1
Cobalt, TCLP	0.021 J	1
Copper, TCLP	0.0057 J	0.65
Iron, TCLP	0.015 J	5
Lead, TCLP	0.0043 J	0.0075
Manganese, TCLP	4.4	0.15
Nickel, TCLP	0.013 J	0.1
Selenium, TCLP	0.0053 J	0.05
Zinc, TCLP	0.04 J	5
SPLP Metals (mg/l)		
Arsenic, SPLP	0.034	0.05
Barium, SPLP	0.43 J	2
Beryllium, SPLP	0.0056	0.004
Cadmium, SPLP	0.0013 J	0.005
Chromium, SPLP	0.17	0.1
Cobalt, SPLP	0.046 J	1
Copper, SPLP	0.19	0.65
Iron, SPLP	130 J	5
Lead, SPLP	0.084	0.0075
Manganese, SPLP	1.4	0.15
Mercury, SPLP	0.00035	0.002
Nickel, SPLP	0.13	0.1
Selenium, SPLP	0.005 J	0.05
Silver, SPLP	0.0029 J	0.05
Zinc, SPLP	0.5	5

Notes:

--- - not applicable or value not available.

^A - Soil reference concentrations from MAC Table. Background values for Chicago corporate limits and MSA counties are included, as applicable.

J - Estimated concentration.

Shaded values indicate concentration **exceeds** Reference Concentration.

Technical Report for

Weston Solutions, Inc.

IDOT #062, FAP 343: IL Route 68, Bloomington Hills / East Dundee, IL

IDOT#02056.013.062.0030

Accutest Job Number: MC32206

Sampling Date: 07/16/14

Report to:


Weston Solutions, Inc.
300 Plaza Circle Suite 202
Mundelein, IL 60060-2342
andris.slesers@westonsolutions.com

ATTN: Andris Slesres

Total number of pages in report: **222**



Test results contained within this data package meet the requirements of the National Environmental Laboratory Accreditation Program and/or state specific certification programs as applicable.



Reza Fand
Lab Director

Client Service contact: Jeremy Vienneau 508-481-6200

Certifications: MA (M-MA136, SW846 NELAC) CT (PH-0109) NH (250210) RI (00071) ME (MA00136) FL (E87579) NY (11791) NJ (MA926) PA (6801121) ND (R-188) CO MN (11546AA) NC (653) IL (002337) WI (399080220) DoD ELAP (L-A-B L2235)

This report shall not be reproduced, except in its entirety, without the written approval of Accutest Laboratories.
Test results relate only to samples analyzed.

Report of Analysis

Client Sample ID: WT-1(0-1)-071614	
Lab Sample ID: MC32206-11	Date Sampled: 07/16/14
Matrix: SO - Soil	Date Received: 07/18/14
Method: SW846 8260C	Percent Solids: 81.7
Project: IDOT #062, FAP 343: IL Route 68, Bloomington Hills / East Dundee, IL	

Run #	File ID	DF	Analyzed	By	Prep Date	Prep Batch	Analytical Batch
Run #1	M67155.D	1	07/29/14	KD	n/a	n/a	MSM2374
Run #2							

Run #	Initial Weight	Final Volume
Run #1	5.56 g	5.0 ml
Run #2		

VOA TCL List

CAS No.	Compound	Result	RL	MDL	Units	Q
67-64-1	Acetone	11.3	11	3.1	ug/kg	
71-43-2	Benzene	ND	0.55	0.37	ug/kg	
75-27-4	Bromodichloromethane	ND	2.2	0.23	ug/kg	
75-25-2	Bromoform	ND	2.2	0.39	ug/kg	
74-83-9	Bromomethane	ND	2.2	0.66	ug/kg	
78-93-3	2-Butanone (MEK)	ND	11	3.4	ug/kg	
75-15-0	Carbon disulfide	ND	5.5	0.14	ug/kg	
56-23-5	Carbon tetrachloride	ND	2.2	0.24	ug/kg	
108-90-7	Chlorobenzene	ND	2.2	0.17	ug/kg	
75-00-3	Chloroethane	ND	5.5	0.83	ug/kg	
67-66-3	Chloroform	ND	2.2	0.19	ug/kg	
74-87-3	Chloromethane	ND	5.5	0.62	ug/kg	
124-48-1	Dibromochloromethane	ND	2.2	0.36	ug/kg	
75-34-3	1,1-Dichloroethane	ND	2.2	0.29	ug/kg	
107-06-2	1,2-Dichloroethane	ND	2.2	0.35	ug/kg	
75-35-4	1,1-Dichloroethene	ND	2.2	0.46	ug/kg	
156-59-2	cis-1,2-Dichloroethene	ND	2.2	0.50	ug/kg	
156-60-5	trans-1,2-Dichloroethene	ND	2.2	0.46	ug/kg	
78-87-5	1,2-Dichloropropane	ND	2.2	0.46	ug/kg	
10061-01-5	cis-1,3-Dichloropropene	ND	2.2	0.25	ug/kg	
10061-02-6	trans-1,3-Dichloropropene	ND	2.2	0.29	ug/kg	
100-41-4	Ethylbenzene	ND	2.2	0.76	ug/kg	
591-78-6	2-Hexanone	ND	11	0.83	ug/kg	
1634-04-4	Methyl Tert Butyl Ether	ND	2.2	0.20	ug/kg	
108-10-1	4-Methyl-2-pentanone (MIBK)	ND	5.5	0.59	ug/kg	
75-09-2	Methylene chloride	0.98	2.2	0.58	ug/kg	J
100-42-5	Styrene	ND	5.5	0.19	ug/kg	
79-34-5	1,1,2,2-Tetrachloroethane	ND	2.2	0.43	ug/kg	
127-18-4	Tetrachloroethene	ND	2.2	0.34	ug/kg	
108-88-3	Toluene	ND	5.5	0.23	ug/kg	
71-55-6	1,1,1-Trichloroethane	ND	2.2	0.24	ug/kg	
79-00-5	1,1,2-Trichloroethane	ND	2.2	0.63	ug/kg	

ND = Not detected MDL = Method Detection Limit

RL = Reporting Limit

E = Indicates value exceeds calibration range

J = Indicates an estimated value

B = Indicates analyte found in associated method blank

N = Indicates presumptive evidence of a compound

Report of Analysis

Client Sample ID: WT-1(0-1)-071614		Date Sampled: 07/16/14
Lab Sample ID: MC32206-11		Date Received: 07/18/14
Matrix: SO - Soil		Percent Solids: 81.7
Method: SW846 8260C		
Project: IDOT #062, FAP 343: IL Route 68, Bloomington Hills / East Dundee, IL		

VOA TCL List

CAS No.	Compound	Result	RL	MDL	Units	Q
79-01-6	Trichloroethene	ND	2.2	0.27	ug/kg	
75-01-4	Vinyl chloride	ND	2.2	1.0	ug/kg	
1330-20-7	Xylene (total)	ND	2.2	0.24	ug/kg	

CAS No.	Surrogate Recoveries	Run# 1	Run# 2	Limits
1868-53-7	Dibromofluoromethane	108%		70-130%
2037-26-5	Toluene-D8	104%		70-130%
460-00-4	4-Bromofluorobenzene	89%		70-130%

ND = Not detected MDL = Method Detection Limit
 RL = Reporting Limit
 E = Indicates value exceeds calibration range

J = Indicates an estimated value
 B = Indicates analyte found in associated method blank
 N = Indicates presumptive evidence of a compound

4.31
4

Report of Analysis

Client Sample ID:	WT-1(0-1)-071614	Date Sampled:	07/16/14
Lab Sample ID:	MC32206-11	Date Received:	07/18/14
Matrix:	SO - Soil	Percent Solids:	81.7
Method:	SW846 8270D SW846 3546		
Project:	IDOT #062, FAP 343: IL Route 68, Bloomington Hills / East Dundee, IL		

Run #1	File ID	DF	Analyzed	By	Prep Date	Prep Batch	Analytical Batch
Run #1	X04017.D	1	07/29/14	WK	07/19/14	OP39033	MSX132
Run #2							

Run #1	Initial Weight	Final Volume
Run #1	20.4 g	1.0 ml
Run #2		

ABN TCL List

CAS No.	Compound	Result	RL	MDL	Units	Q
95-57-8	2-Chlorophenol	ND	300	14	ug/kg	
59-50-7	4-Chloro-3-methyl phenol	ND	600	15	ug/kg	
120-83-2	2,4-Dichlorophenol	ND	600	17	ug/kg	
105-67-9	2,4-Dimethylphenol	ND	600	98	ug/kg	
51-28-5	2,4-Dinitrophenol	ND	1200	150	ug/kg	
534-52-1	4,6-Dinitro-o-cresol	ND	600	75	ug/kg	
95-48-7	2-Methylphenol	ND	600	24	ug/kg	
106-44-5	4-Methylphenol	ND	600	31	ug/kg	
88-75-5	2-Nitrophenol	ND	600	16	ug/kg	
100-02-7	4-Nitrophenol	ND	1200	110	ug/kg	
87-86-5	Pentachlorophenol	ND	600	42	ug/kg	
108-95-2	Phenol	ND	300	17	ug/kg	
95-95-4	2,4,5-Trichlorophenol	ND	600	15	ug/kg	
88-06-2	2,4,6-Trichlorophenol	ND	600	15	ug/kg	
83-32-9	Acenaphthene	ND	120	16	ug/kg	
208-96-8	Acenaphthylene	ND	120	12	ug/kg	
120-12-7	Anthracene	ND	120	14	ug/kg	
56-55-3	Benzo(a)anthracene	58.3	120	15	ug/kg	J
50-32-8	Benzo(a)pyrene	315	120	13	ug/kg	
205-99-2	Benzo(b)fluoranthene	369	120	15	ug/kg	
191-24-2	Benzo(g,h,i)perylene	313	120	12	ug/kg	
101-55-3	4-Bromophenyl phenyl ether	ND	300	15	ug/kg	
85-68-7	Butyl benzyl phthalate	ND	300	12	ug/kg	
91-58-7	2-Chloronaphthalene	ND	300	16	ug/kg	
106-47-8	4-Chloroaniline	ND	600	15	ug/kg	
86-74-8	Carbazole	ND	120	14	ug/kg	
218-01-9	Chrysene	135	120	15	ug/kg	
111-91-1	bis(2-Chloroethoxy)methane	ND	300	14	ug/kg	
111-44-4	bis(2-Chloroethyl)ether	ND	300	18	ug/kg	
108-60-1	bis(2-Chloroisopropyl)ether	ND	300	22	ug/kg	
7005-72-3	4-Chlorophenyl phenyl ether	ND	300	18	ug/kg	
95-50-1	1,2-Dichlorobenzene	ND	300	15	ug/kg	

ND = Not detected MDL = Method Detection Limit

J = Indicates an estimated value

RL = Reporting Limit

B = Indicates analyte found in associated method blank

E = Indicates value exceeds calibration range

N = Indicates presumptive evidence of a compound

Report of Analysis

Client Sample ID:	WT-1(0-1)-071614	Date Sampled:	07/16/14
Lab Sample ID:	MC32206-11	Date Received:	07/18/14
Matrix:	SO - Soil	Percent Solids:	81.7
Method:	SW846 8270D SW846 3546		
Project:	IDOT #062, FAP 343: IL Route 68, Bloomington Hills / East Dundee, IL		

ABN TCL List

CAS No.	Compound	Result	RL	MDL	Units	Q
541-73-1	1,3-Dichlorobenzene	ND	300	17	ug/kg	
106-46-7	1,4-Dichlorobenzene	ND	300	16	ug/kg	
121-14-2	2,4-Dinitrotoluene	ND	600	40	ug/kg	
606-20-2	2,6-Dinitrotoluene	ND	600	15	ug/kg	
91-94-1	3,3'-Dichlorobenzidine	ND	300	30	ug/kg	
53-70-3	Dibenzo(a,h)anthracene	108	120	14	ug/kg	J
132-64-9	Dibenzofuran	ND	120	17	ug/kg	
84-74-2	Di-n-butyl phthalate	ND	300	32	ug/kg	
117-84-0	Di-n-octyl phthalate	ND	300	9.4	ug/kg	
84-66-2	Diethyl phthalate	ND	300	15	ug/kg	
131-11-3	Dimethyl phthalate	ND	300	17	ug/kg	
117-81-7	bis(2-Ethylhexyl)phthalate	ND	300	11	ug/kg	
206-44-0	Fluoranthene	70.1	120	16	ug/kg	J
86-73-7	Fluorene	ND	120	16	ug/kg	
118-74-1	Hexachlorobenzene	ND	300	19	ug/kg	
87-68-3	Hexachlorobutadiene	ND	300	17	ug/kg	
77-47-4	Hexachlorocyclopentadiene	ND	600	150	ug/kg	
67-72-1	Hexachloroethane	ND	300	14	ug/kg	
193-39-5	Indeno(1,2,3-cd)pyrene	313	120	13	ug/kg	
78-59-1	Isophorone	ND	300	14	ug/kg	
91-57-6	2-Methylnaphthalene	ND	120	15	ug/kg	
88-74-4	2-Nitroaniline	ND	600	15	ug/kg	
99-09-2	3-Nitroaniline	ND	600	33	ug/kg	
100-01-6	4-Nitroaniline	ND	600	15	ug/kg	
91-20-3	Naphthalene	ND	120	19	ug/kg	
98-95-3	Nitrobenzene	ND	300	16	ug/kg	
621-64-7	N-Nitroso-di-n-propylamine	ND	300	17	ug/kg	
86-30-6	N-Nitrosodiphenylamine	ND	300	18	ug/kg	
85-01-8	Phenanthrene	ND	120	16	ug/kg	
129-00-0	Pyrene	110	120	14	ug/kg	J
120-82-1	1,2,4-Trichlorobenzene	ND	300	17	ug/kg	

CAS No.	Surrogate Recoveries	Run# 1	Run# 2	Limits
367-12-4	2-Fluorophenol	70%		30-130%
4165-62-2	Phenol-d5	73%		30-130%
118-79-6	2,4,6-Tribromophenol	83%		30-130%
4165-60-0	Nitrobenzene-d5	79%		30-130%
321-60-8	2-Fluorobiphenyl	77%		30-130%
1718-51-0	Terphenyl-d14	81%		30-130%

ND = Not detected MDL = Method Detection Limit J = Indicates an estimated value
 RL = Reporting Limit B = Indicates analyte found in associated method blank
 E = Indicates value exceeds calibration range N = Indicates presumptive evidence of a compound

Report of Analysis

Client Sample ID: WT-1(0-1)-071614	Date Sampled: 07/16/14
Lab Sample ID: MC32206-11	Date Received: 07/18/14
Matrix: SO - Soil	Percent Solids: 81.7
Project: IDOT #062, FAP 343: IL Route 68, Bloomington Hills / East Dundee, IL	

Metals Analysis

Analyte	Result	RL	MDL	Units	DF	Prep	Analyzed By	Method	Prep Method
Antimony	0.12 U	1.0	0.12	mg/kg	1	07/21/14	07/22/14	EAL SW846 6010C ¹	SW846 3050B ³
Arsenic	7.8	1.0	0.20	mg/kg	1	07/21/14	07/22/14	EAL SW846 6010C ¹	SW846 3050B ³
Barium	76.5	5.0	0.054	mg/kg	1	07/21/14	07/22/14	EAL SW846 6010C ¹	SW846 3050B ³
Beryllium	0.75	0.40	0.022	mg/kg	1	07/21/14	07/22/14	EAL SW846 6010C ¹	SW846 3050B ³
Cadmium	0.19 B	0.40	0.024	mg/kg	1	07/21/14	07/22/14	EAL SW846 6010C ¹	SW846 3050B ³
Calcium	20900	500	0.57	mg/kg	1	07/21/14	07/22/14	EAL SW846 6010C ¹	SW846 3050B ³
Chromium	23.9	1.0	0.060	mg/kg	1	07/21/14	07/22/14	EAL SW846 6010C ¹	SW846 3050B ³
Cobalt	12.6	5.0	0.051	mg/kg	1	07/21/14	07/22/14	EAL SW846 6010C ¹	SW846 3050B ³
Copper	27.9	2.5	0.16	mg/kg	1	07/21/14	07/22/14	EAL SW846 6010C ¹	SW846 3050B ³
Iron	20800	10	0.64	mg/kg	1	07/21/14	07/22/14	EAL SW846 6010C ¹	SW846 3050B ³
Lead	20.5	1.0	0.23	mg/kg	1	07/21/14	07/22/14	EAL SW846 6010C ¹	SW846 3050B ³
Magnesium	14800	500	4.2	mg/kg	1	07/21/14	07/22/14	EAL SW846 6010C ¹	SW846 3050B ³
Manganese	498	1.5	0.044	mg/kg	1	07/21/14	07/22/14	EAL SW846 6010C ¹	SW846 3050B ³
Mercury	0.063	0.039	0.013	mg/kg	1	07/24/14	07/24/14	SA SW846 7471B ²	SW846 7471B ⁴
Nickel	23.4	4.0	0.057	mg/kg	1	07/21/14	07/22/14	EAL SW846 6010C ¹	SW846 3050B ³
Potassium	2340	500	3.6	mg/kg	1	07/21/14	07/22/14	EAL SW846 6010C ¹	SW846 3050B ³
Selenium	0.41 B	1.0	0.25	mg/kg	1	07/21/14	07/22/14	EAL SW846 6010C ¹	SW846 3050B ³
Silver	0.60	0.50	0.044	mg/kg	1	07/21/14	07/22/14	EAL SW846 6010C ¹	SW846 3050B ³
Sodium	3430	500	1.9	mg/kg	1	07/21/14	07/22/14	EAL SW846 6010C ¹	SW846 3050B ³
Thallium	0.20 B	1.0	0.14	mg/kg	1	07/21/14	07/22/14	EAL SW846 6010C ¹	SW846 3050B ³
Vanadium	33.4	1.0	0.044	mg/kg	1	07/21/14	07/22/14	EAL SW846 6010C ¹	SW846 3050B ³
Zinc	69.6	2.0	0.26	mg/kg	1	07/21/14	07/22/14	EAL SW846 6010C ¹	SW846 3050B ³

- (1) Instrument QC Batch: MA17378
- (2) Instrument QC Batch: MA17383
- (3) Prep QC Batch: MP23379
- (4) Prep QC Batch: MP23394

RL = Reporting Limit
 MDL = Method Detection Limit

U = Indicates a result < MDL
 B = Indicates a result > = MDL but < RL

Report of Analysis

Client Sample ID: WT-1(0-1)-071614	Date Sampled: 07/16/14
Lab Sample ID: MC32206-11	Date Received: 07/18/14
Matrix: SO - Soil	Percent Solids: 81.7
Project: IDOT #062, FAP 343: IL Route 68, Bloomington Hills / East Dundee, IL	

General Chemistry

Analyte	Result	RL	Units	DF	Analyzed	By	Method
Solids, Percent	81.7		%	1	07/21/14	KF	SM21 2540 B MOD.
pH	8.3		su	1	07/22/14	CF	SW846 9045D

RL = Reporting Limit

4.31
4

Report of Analysis

Client Sample ID: WT-1(0-1)-071614		Date Sampled: 07/16/14
Lab Sample ID: MC32206-11A		Date Received: 07/18/14
Matrix: SO - Soil		Percent Solids: 81.7
Project: IDOT #062, FAP 343: IL Route 68, Bloomington Hills / East Dundee, IL		

Metals Analysis, TCLP Leachate SW846 1311

Analyte	Result	HW#	MCL	RL	MDL	Units	DF	Prep	Analyzed By	Method
Arsenic	0.0024 U	D004	5.0	0.010	0.0024	mg/l	1	07/29/14	07/30/14	EAL SW846 6010C ¹
Barium	0.24 B	D005	100	0.50	0.0020	mg/l	1	07/29/14	07/30/14	EAL SW846 6010C ¹
Beryllium	0.00018 U			0.0040	0.00018	mg/l	1	07/29/14	07/30/14	EAL SW846 6010C ¹
Cadmium	0.00090 B	D006	1.0	0.0040	0.00024	mg/l	1	07/29/14	07/30/14	EAL SW846 6010C ¹
Chromium	0.00080 B	D007	5.0	0.010	0.00073	mg/l	1	07/29/14	07/30/14	EAL SW846 6010C ¹
Cobalt	0.021 B			0.050	0.00060	mg/l	1	07/29/14	07/30/14	EAL SW846 6010C ¹
Copper	0.0057 B			0.025	0.0036	mg/l	1	07/29/14	07/30/14	EAL SW846 6010C ¹
Iron	0.015 B			0.10	0.0074	mg/l	1	07/29/14	07/30/14	EAL SW846 6010C ¹
Lead	0.0043 B	D008	5.0	0.010	0.0019	mg/l	1	07/29/14	07/30/14	EAL SW846 6010C ¹
Manganese	4.4			0.015	0.00035	mg/l	1	07/29/14	07/30/14	EAL SW846 6010C ¹
Mercury	0.00010 U	D009	0.20	0.00020	0.00010	mg/l	1	07/29/14	07/30/14	SA SW846 7470A ²
Nickel	0.013 B			0.040	0.00057	mg/l	1	07/29/14	07/30/14	EAL SW846 6010C ¹
Selenium	0.0053 B	D010	1.0	0.025	0.0027	mg/l	1	07/29/14	07/30/14	EAL SW846 6010C ¹
Silver	0.00096 U	D011	5.0	0.0050	0.00096	mg/l	1	07/29/14	07/30/14	EAL SW846 6010C ¹
Zinc	0.040 B			0.10	0.0042	mg/l	1	07/29/14	07/30/14	EAL SW846 6010C ¹

- (1) Instrument QC Batch: MA17393
- (2) Instrument QC Batch: MA17394
- (3) Prep QC Batch: MP23415
- (4) Prep QC Batch: MP23417

RL = Reporting Limit MDL = Method Detection Limit U = Indicates a result < MDL
 MCL = Maximum Contamination Level (40 CFR 261.6/96) B = Indicates a result > = MDL but < RL

Report of Analysis

Client Sample ID: WT-1(0-1)-071614	Date Sampled: 07/16/14
Lab Sample ID: MC32206-11B	Date Received: 07/18/14
Matrix: SO - Soil	Percent Solids: 81.7
Project: IDOT #062, FAP 343: IL Route 68, Bloomington Hills / East Dundee, IL	

Metals Analysis, SPLP Leachate SW846 1312

Analyte	Result	MCL	RL	MDL	Units	DF	Prep	Analyzed By	Method
Arsenic	0.034		0.010	0.0024	mg/l	1	07/25/14	07/28/14 EAL	SW846 6010C ²
Barium	0.43 B		0.50	0.0020	mg/l	1	07/25/14	07/28/14 EAL	SW846 6010C ²
Beryllium	0.0056		0.0040	0.00018	mg/l	1	07/25/14	07/28/14 EAL	SW846 6010C ²
Cadmium	0.0013 B		0.0040	0.00024	mg/l	1	07/25/14	07/28/14 EAL	SW846 6010C ²
Chromium	0.17		0.010	0.00073	mg/l	1	07/25/14	07/28/14 EAL	SW846 6010C ²
Cobalt	0.046 B		0.050	0.00060	mg/l	1	07/25/14	07/28/14 EAL	SW846 6010C ²
Copper	0.19		0.025	0.0036	mg/l	1	07/25/14	07/28/14 EAL	SW846 6010C ²
Iron	130		0.10	0.0074	mg/l	1	07/25/14	07/28/14 EAL	SW846 6010C ²
Lead	0.084		0.010	0.0019	mg/l	1	07/25/14	07/28/14 EAL	SW846 6010C ²
Manganese	1.4		0.015	0.00035	mg/l	1	07/25/14	07/28/14 EAL	SW846 6010C ²
Mercury	0.00035		0.00020	0.00010	mg/l	1	07/25/14	07/25/14 SA	SW846 7470A ¹
Nickel	0.13		0.040	0.00057	mg/l	1	07/25/14	07/28/14 EAL	SW846 6010C ²
Selenium	0.0050 B		0.025	0.0027	mg/l	1	07/25/14	07/28/14 EAL	SW846 6010C ²
Silver	0.0029 B		0.0050	0.00096	mg/l	1	07/25/14	07/28/14 EAL	SW846 6010C ²
Zinc	0.50		0.10	0.0042	mg/l	1	07/25/14	07/28/14 EAL	SW846 6010C ²

- (1) Instrument QC Batch: MA17385
- (2) Instrument QC Batch: MA17389
- (3) Prep QC Batch: MP23405
- (4) Prep QC Batch: MP23406

RL = Reporting Limit MDL = Method Detection Limit U = Indicates a result < MDL
 MCL = Maximum Contamination Level (not available) B = Indicates a result > = MDL but < RL

FED-EX Tracking #	Invoice Order Control #
Accutest Quote #	Accutest Job # MC32206

Client / Reporting Information		Project Information										Requested Analysis (see TEST CODE sheet)										Matrix Codes
Company Name Weston Solutions, Inc.		Project Name IDOT # 062										<div style="display: flex; justify-content: space-around;"> <div style="writing-mode: vertical-rl; transform: rotate(180deg);">VOCs</div> <div style="writing-mode: vertical-rl; transform: rotate(180deg);">SVOCs</div> <div style="writing-mode: vertical-rl; transform: rotate(180deg);">PH</div> <div style="writing-mode: vertical-rl; transform: rotate(180deg);">Total Metals</div> <div style="writing-mode: vertical-rl; transform: rotate(180deg);">SLEP/TCLP metals</div> </div>										DW - Drinking Water GW - Ground Water WW - Water SW - Surface Water SO - Soil SL - Sludge SED - Sediment OI - Oil LIQ - Other Liquid AIR - Air SOL - Other Solid WP - Wipe FB - Field Blank EB - Equipment Blank RB - Rinse Blank TB - Trip Blank
Street Address 300 Plaza Circle, Ste 202		Billing Information (If different from Report to)																				
City, State, Zip Mundelein IL 60060		Company Name																				
Project Contact Andris Slasars@westonsolutions.com		Street Address																				
Phone # 224-864-7201		City, State, Zip																				
Fax # 574-261-5413		Project Manager																				
Sampler(s) Name(s)		Attention, PO#																				
Field ID / Point of Collection		Collection																				
MEQ/NDI Val #		Number of preserved Bottles																				
Date		Matrix																				
Time		# of bottles																				
Sampled by		HCl																				
		NH ₄ OH																				
		HNO ₃																				
		H ₂ SO ₄																				
		NONE																				
		DI Water																				
		ENCORE																				
		Bottle(s)																				
LAB USE ONLY																						

Turnaround Time (Business days)		Approved By (Accutest PM): / Date:		Data Deliverable Information		Comments / Special Instructions	
<input checked="" type="checkbox"/> Std. 10 Business Days <input type="checkbox"/> Std. 5 Business Days (By Contract only) <input type="checkbox"/> 5 Day RUSH <input type="checkbox"/> 3 Day EMERGENCY <input type="checkbox"/> 2 Day EMERGENCY <input type="checkbox"/> 1 Day EMERGENCY		<input type="checkbox"/> Commercial "A" (Level 1) <input type="checkbox"/> Commercial "B" (Level 2) <input type="checkbox"/> FULLT1 (Level 3+4) <input type="checkbox"/> CT RCP <input type="checkbox"/> MA MCP		<input type="checkbox"/> NYASP Category A <input type="checkbox"/> NYASP Category B <input type="checkbox"/> State Forms <input type="checkbox"/> EDD Format <input type="checkbox"/> Other			
Emergency & Rush T/A data available VIA Lablink				Commercial "A" = Results Only Commercial "B" = Results + QC Summary			

Sample Custody must be documented below each time samples change possession, including courier delivery.

Relinquished by Sampler:		Date Time:		Received By:		Date Time:		Received By:	
1 David Bena		7-17-14 13:00		Andris Slasars		7/17/14 13:00		2	
3 FX		7-18-14		Andris Slasars				4	
5								4	

Custody Seal # Intact Preserved where applicable On Ice Cooler Temp **9.82**
 Not intact

5.1
5



Bureau of Land • 1021 North Grand Avenue East • P.O. Box 19276 • Springfield • Illinois • 62794-9276

Uncontaminated Soil Certification by Licensed Professional Engineer or Licensed Professional Geologist for Use of Uncontaminated Soil as Fill in a CCDD or Uncontaminated Soil Fill Operation LPC-663

Revised in accordance with 35 Ill. Adm. Code 1100, as amended by PCB R2012-009 (eff. Aug. 27, 2012)

This certification form is to be used by professional engineers and professional geologists to certify, pursuant to 35 Ill. Adm. Code 1100.205(a)(1)(B), that soil (i) is uncontaminated soil and (ii) is within a pH range of 6.26 to 9.0. If you have questions about this form, please telephone the Bureau of Land Permit Section at 217/524-3300.

This form may be completed online, saved locally, printed and signed, and submitted to prospective clean construction or demolition debris (CCDD) fill operations or uncontaminated soil fill operations.

I. Source Location Information

(Describe the location of the source of the uncontaminated soil)

Project Name: FAP 343: IL Rte 68: Priarie Lake Rd to IL Rte 62 Office Phone Number, if available: _____

Physical Site Location (address, including number and street):

100 Block of Dundee Rd and

City: Barrington Hills State: IL Zip Code: _____

County: Cook Township: _____

Lat/Long of approximate center of site in decimal degrees (DD.ddddd) to five decimal places (e.g., 40.67890, -90.12345):

Latitude: 42.106522838 Longitude: -88.238501014

(Decimal Degrees) (-Decimal Degrees)

Identify how the lat/long data were determined:

GPS Map Interpolation Photo Interpolation Survey Other

IEPA Site Number(s), if assigned: BOL: _____ BOW: _____ BOA: _____

II. Owner/Operator Information for Source Site

Site Owner

Site Operator

Name: Illinois Department of Transportation

Name: Illinois Department of Transportation

Street Address: 201 West Center Court

Street Address: 201 West Center Court

PO Box: _____

PO Box: _____

City: Schaumburg State: IL

City: Schaumburg State: IL

Zip Code: 60196-1096 Phone: 847-705-4101

Zip Code: 60196-1096 Phone: 847-705-4101

Contact: Sam Mead

Contact: Sam Mead

Email, if available: Sam.Mead@illinois.gov

Email, if available: Sam.Mead@illinois.gov

This Agency is authorized to require this information under Section 4 and Title X of the Environmental Protection Act (415 ILCS 5/4, 5/39). Failure to disclose this information may result in: a civil penalty of not to exceed \$50,000 for the violation and an additional civil penalty of not to exceed \$10,000 for each day during which the violation continues (415 ILCS 5/42). This form has been approved by the Forms Management Center.

Project Name: FAP 343: IL Rte 68: Priarie Lake Rd to IL Rte 62

Latitude: 42.106522838 Longitude: -88.238501014

Uncontaminated Site Certification

III. Basis for Certification and Attachments

For each item listed below, reference the attachments to this form that provide the required information.

- a. A Description of the soil sample points and how they were determined to be sufficient in number and appropriately located 35 Ill. Adm. Code 1100.610(a):

LOCATION EE-3 WAS SAMPLED ADJACENT TO ISGS SITE No. 2813-17. SEE FIGURE 3-6 AND TABLE 4-1 OF THE REVISED PRELIMINARY SITE INVESTIGATION REPORT FOR SAMPLING DETAILS.

- b. Analytical soil testing results to show that soil chemical constituents comply with the maximum allowable concentrations established pursuant to 35 Ill. Adm. Code Part 1100, Subpart F and that the soil pH is within the range of 6.25 to 9.0, including the documentation of chain of custody control, a copy of the lab analysis; the accreditation status of the laboratory performing the analysis; and certification by an authorized agent of the laboratory that the analysis has been performed in accordance with the Agency's rules for the accreditation of environmental and the scope of the accreditation [35 Ill. Adm. Code 1100.201(g), 1100.205(a), 1100.610]:

ACCUTEST ANALYTICAL REPORT - JOB NUMBER: MC32134

IV. Certification Statement, Signature and Seal of Licensed Professional Engineer or Licensed Professional Geologist

I, Steven Gobelman, P.E., L.P.G (name of licensed professional engineer or geologist) certify under penalty of law that the information submitted, including but not limited to, all attachments and other information, is to the best of my knowledge and belief, true, accurate and complete. In accordance with the Environmental Protection Act [415 ILCS 5/22.51 or 22.51a] and 35 Ill. Adm. Code 1100.205(a), I certify that the soil from this site is uncontaminated soil. I also certify that the soil pH is within the range of 6.25 to 9.0. In addition, I certify that the soil has not been removed from the site as part of a cleanup or removal of contaminants. All necessary documentation is attached.

Any person who knowingly makes a false, fictitious, or fraudulent material statement, orally or in writing, to the Illinois EPA commits a Class 4 felony. A second or subsequent offense after conviction is a Class 3 felony. (415 ILCS 5/44(h))

Company Name: Illinois Department of Transportation


Street Address: 2300 South Dirksen Parkway

City: Springfield State: IL Zip Code: 62764

Phone: 217-785-4246

Steven Gobelman, P.E., L.P.G

Printed Name:



Licensed Professional Engineer or
Licensed Professional Geologist Signature:

9/2/14

Date:



Summary Table of ISGS Sites No. 2813-17
Comparison of Detected Constituents to Applicable Reference Concentrations
Soil Analytical Results
Illinois Department of Transportation
FAP 343: Illinois Route 68 From Prairie Lake Road to Illinois Route 62
Bloomington Hills / East Dundee, Cook / Kane Counties, Illinois

Field Sample ID	EE-3(0-1)-071514	EE-3(0-1)-071514D	Soil Reference Concentrations ^A
Sample Date	7/15/2014	7/15/2014	
Location ID	EE-3	EE-3	
Depth	0 - 1	0 - 1	
ISGS Site Number	2813-15/2813-17	2813-15/2813-17	
Parameter			
Laboratory pH	9	9	<6.25, >9.0
VOCs (ug/kg)			
Benzene	0.86	1	30
Methylene chloride	0.74 J	0.85 J	20
Toluene	1.5 J	1.6 J	12000
Xylene (Total)	1.3 J	1.3 J	5600
SVOCs (ug/kg)			
Anthracene	39.7 J	32.8 J	1.20E+07
Benzo(a)anthracene	163 J	172	900 / 1100 / 1800
Benzo(a)pyrene	153 J	191	90 / 1300 / 2100
Benzo(b)fluoranthene	301	269	900 / 1500 / 2100
Benzo(g,h,i)perylene	148 J	176	---
bis(2-Ethylhexyl)phthalate	26 J	26.1 J	46000
Carbazole	ND	25.3 J	600
Chrysene	180 J	214	88000
Fluoranthene	350	413	3100000
Indeno(1,2,3-cd)pyrene	134 J	156	900 / 900 / 1600
Phenanthrene	157 J	217	---
Pyrene	305	368	2300000
Total Metals (mg/kg)			
Arsenic, Total	1.8	1.9	11.3 / 13
Barium, Total	7.7	8.3	1500
Beryllium, Total	0.11 J	0.11 J	22
Calcium, Total	183000	178000	---
Chromium, Total	3.6	4.6	21
Cobalt, Total	1.8 J	1.9 J	20
Copper, Total	6.7	6.3	2900
Iron, Total	5780	5490	15000 / 15900
Lead, Total	3.2 J	6.3 J	107
Magnesium, Total	108000	103000	325000
Manganese, Total	327	304	630 / 636
Nickel, Total	4.3 J	5 J	100
Potassium, Total	509	662	---
Selenium, Total	0.41 J	0.48 J	1.3
Silver, Total	ND	0.061 J	4.4
Sodium, Total	200 J	253 J	---
Thallium, Total	0.34 J	ND	2.6
Vanadium, Total	5.9	7.3	550
Zinc, Total	22.8	12.6	5100

Summary Table of ISGS Sites No. 2813-17
Comparison of Detected Constituents to Applicable Reference Concentrations
Soil Analytical Results
Illinois Department of Transportation
FAP 343: Illinois Route 68 From Prairie Lake Road to Illinois Route 62
Bloomington Hills / East Dundee, Cook / Kane Counties, Illinois

Field Sample ID	EE-3(0-1)-071514	EE-3(0-1)-071514D	Soil Reference Concentrations^A
Sample Date	7/15/2014	7/15/2014	
Location ID	EE-3	EE-3	
Depth	0 - 1	0 - 1	
ISGS Site Number	2813-15/2813-17	2813-15/2813-17	
Parameter			
TCLP Metals (mg/l)			
Barium, TCLP	0.14 J	0.15 J	2
Cobalt, TCLP	0.016 J	0.015 J	1
Copper, TCLP	ND	0.0044 J	0.65
Iron, TCLP	0.077 J	0.07 J	5
Manganese, TCLP	1.7	1.6	0.15
Nickel, TCLP	0.024 J	0.022 J	0.1
Selenium, TCLP	0.005 J	0.0041 J	0.05
Zinc, TCLP	0.031 J	0.038 J	5
SPLP Metals (mg/l)			
Barium, SPLP	0.0046 J	0.007 J	2
Chromium, SPLP	0.0008 J	0.0011 J	0.1
Manganese, SPLP	0.0004 J	ND	0.15
Zinc, SPLP	0.0093 J	0.0076 J	5

Notes:

--- - not applicable or value not available.

^A - Soil reference concentrations from MAC Table. Background values for Chicago corporate limits and MSA counties are included, as applicable.

ND - Constituent not detected above the reporting limit.

J - Estimated concentration.

Shaded values indicate concentration **exceeds** Reference Concentration.

Technical Report for

Weston Solutions, Inc.

IDOT #062, FAP 343: IL Route 68, Bloomington Hills / East Dundee, IL

IDOT#02056.013.062.0030

Accutest Job Number: MC32134

Sampling Date: 07/15/14

Report to:


Weston Solutions, Inc.
300 Plaza Circle Suite 202
Mundelein, IL 60060-2342
andris.slesers@westonsolutions.com

ATTN: Andris Slesres

Total number of pages in report: **324**



Test results contained within this data package meet the requirements of the National Environmental Laboratory Accreditation Program and/or state specific certification programs as applicable.



Reza Fand
Lab Director

Client Service contact: Jeremy Vienneau 508-481-6200

Certifications: MA (M-MA136, SW846 NELAC) CT (PH-0109) NH (250210) RI (00071) ME (MA00136) FL (E87579) NY (11791) NJ (MA926) PA (6801121) ND (R-188) CO MN (11546AA) NC (653) IL (002337) WI (399080220) DoD ELAP (L-A-B L2235)

This report shall not be reproduced, except in its entirety, without the written approval of Accutest Laboratories.
Test results relate only to samples analyzed.

Report of Analysis

Client Sample ID: EE-3(0-1)-071514	
Lab Sample ID: MC32134-1	Date Sampled: 07/15/14
Matrix: SO - Soil	Date Received: 07/16/14
Method: SW846 8260C	Percent Solids: 94.2
Project: IDOT #062, FAP 343: IL Route 68, Bloomington Hills / East Dundee, IL	

Run #	File ID	DF	Analyzed	By	Prep Date	Prep Batch	Analytical Batch
Run #1	M66992.D	1	07/23/14	KD	n/a	n/a	MSM2368
Run #2							

Run #	Initial Weight	Final Volume
Run #1	5.08 g	5.0 ml
Run #2		

VOA TCL List

CAS No.	Compound	Result	RL	MDL	Units	Q
67-64-1	Acetone	ND	10	2.9	ug/kg	
71-43-2	Benzene	0.86	0.52	0.35	ug/kg	
75-27-4	Bromodichloromethane	ND	2.1	0.22	ug/kg	
75-25-2	Bromoform	ND	2.1	0.37	ug/kg	
74-83-9	Bromomethane	ND	2.1	0.63	ug/kg	
78-93-3	2-Butanone (MEK)	ND	10	3.2	ug/kg	
75-15-0	Carbon disulfide	ND	5.2	0.14	ug/kg	
56-23-5	Carbon tetrachloride	ND	2.1	0.23	ug/kg	
108-90-7	Chlorobenzene	ND	2.1	0.16	ug/kg	
75-00-3	Chloroethane	ND	5.2	0.79	ug/kg	
67-66-3	Chloroform	ND	2.1	0.18	ug/kg	
74-87-3	Chloromethane	ND	5.2	0.59	ug/kg	
124-48-1	Dibromochloromethane	ND	2.1	0.34	ug/kg	
75-34-3	1,1-Dichloroethane	ND	2.1	0.28	ug/kg	
107-06-2	1,2-Dichloroethane	ND	2.1	0.34	ug/kg	
75-35-4	1,1-Dichloroethene	ND	2.1	0.43	ug/kg	
156-59-2	cis-1,2-Dichloroethene	ND	2.1	0.47	ug/kg	
156-60-5	trans-1,2-Dichloroethene	ND	2.1	0.44	ug/kg	
78-87-5	1,2-Dichloropropane	ND	2.1	0.44	ug/kg	
10061-01-5	cis-1,3-Dichloropropene	ND	2.1	0.24	ug/kg	
10061-02-6	trans-1,3-Dichloropropene	ND	2.1	0.27	ug/kg	
100-41-4	Ethylbenzene	ND	2.1	0.72	ug/kg	
591-78-6	2-Hexanone	ND	10	0.79	ug/kg	
1634-04-4	Methyl Tert Butyl Ether	ND	2.1	0.19	ug/kg	
108-10-1	4-Methyl-2-pentanone (MIBK)	ND	5.2	0.56	ug/kg	
75-09-2	Methylene chloride	0.74	2.1	0.56	ug/kg	J
100-42-5	Styrene	ND	5.2	0.18	ug/kg	
79-34-5	1,1,2,2-Tetrachloroethane	ND	2.1	0.41	ug/kg	
127-18-4	Tetrachloroethene	ND	2.1	0.33	ug/kg	
108-88-3	Toluene	1.5	5.2	0.21	ug/kg	J
71-55-6	1,1,1-Trichloroethane	ND	2.1	0.23	ug/kg	
79-00-5	1,1,2-Trichloroethane	ND	2.1	0.60	ug/kg	

ND = Not detected MDL = Method Detection Limit

RL = Reporting Limit

E = Indicates value exceeds calibration range

J = Indicates an estimated value

B = Indicates analyte found in associated method blank

N = Indicates presumptive evidence of a compound

Report of Analysis

Client Sample ID: EE-3(0-1)-071514		Date Sampled: 07/15/14
Lab Sample ID: MC32134-1		Date Received: 07/16/14
Matrix: SO - Soil		Percent Solids: 94.2
Method: SW846 8260C		
Project: IDOT #062, FAP 343: IL Route 68, Bloomington Hills / East Dundee, IL		

VOA TCL List

CAS No.	Compound	Result	RL	MDL	Units	Q
79-01-6	Trichloroethene	ND	2.1	0.26	ug/kg	
75-01-4	Vinyl chloride	ND	2.1	0.95	ug/kg	
1330-20-7	Xylene (total)	1.3	2.1	0.23	ug/kg	J

CAS No.	Surrogate Recoveries	Run# 1	Run# 2	Limits
1868-53-7	Dibromofluoromethane	110%		70-130%
2037-26-5	Toluene-D8	102%		70-130%
460-00-4	4-Bromofluorobenzene	90%		70-130%

ND = Not detected MDL = Method Detection Limit
 RL = Reporting Limit
 E = Indicates value exceeds calibration range

J = Indicates an estimated value
 B = Indicates analyte found in associated method blank
 N = Indicates presumptive evidence of a compound

4.1
4

Report of Analysis

Client Sample ID: EE-3(0-1)-071514	
Lab Sample ID: MC32134-1	Date Sampled: 07/15/14
Matrix: SO - Soil	Date Received: 07/16/14
Method: SW846 8270D SW846 3546	Percent Solids: 94.2
Project: IDOT #062, FAP 343: IL Route 68, Bloomington Hills / East Dundee, IL	

Run #1	File ID	DF	Analyzed	By	Prep Date	Prep Batch	Analytical Batch
Run #1	X03932.D	1	07/25/14	WK	07/17/14	OP38998	MSX130
Run #2							

Run #1	Initial Weight	Final Volume
Run #1	10.5 g	1.0 ml
Run #2		

ABN TCL List

CAS No.	Compound	Result	RL	MDL	Units	Q
95-57-8	2-Chlorophenol	ND	500	23	ug/kg	
59-50-7	4-Chloro-3-methyl phenol	ND	1000	26	ug/kg	
120-83-2	2,4-Dichlorophenol	ND	1000	29	ug/kg	
105-67-9	2,4-Dimethylphenol	ND	1000	160	ug/kg	
51-28-5	2,4-Dinitrophenol	ND	2000	250	ug/kg	
534-52-1	4,6-Dinitro-o-cresol	ND	1000	130	ug/kg	
95-48-7	2-Methylphenol	ND	1000	40	ug/kg	
106-44-5	4-Methylphenol	ND	1000	51	ug/kg	
88-75-5	2-Nitrophenol	ND	1000	27	ug/kg	
100-02-7	4-Nitrophenol	ND	2000	190	ug/kg	
87-86-5	Pentachlorophenol	ND	1000	71	ug/kg	
108-95-2	Phenol	ND	500	29	ug/kg	
95-95-4	2,4,5-Trichlorophenol	ND	1000	25	ug/kg	
88-06-2	2,4,6-Trichlorophenol	ND	1000	25	ug/kg	
83-32-9	Acenaphthene	ND	200	27	ug/kg	
208-96-8	Acenaphthylene	ND	200	20	ug/kg	
120-12-7	Anthracene	39.7	200	24	ug/kg	J
56-55-3	Benzo(a)anthracene	163	200	26	ug/kg	J
50-32-8	Benzo(a)pyrene	153	200	22	ug/kg	J
205-99-2	Benzo(b)fluoranthene	301	200	25	ug/kg	
191-24-2	Benzo(g,h,i)perylene	148	200	20	ug/kg	J
101-55-3	4-Bromophenyl phenyl ether	ND	500	25	ug/kg	
85-68-7	Butyl benzyl phthalate	ND	500	21	ug/kg	
91-58-7	2-Chloronaphthalene	ND	500	27	ug/kg	
106-47-8	4-Chloroaniline	ND	1000	25	ug/kg	
86-74-8	Carbazole	ND	200	24	ug/kg	
218-01-9	Chrysene	180	200	25	ug/kg	J
111-91-1	bis(2-Chloroethoxy)methane	ND	500	24	ug/kg	
111-44-4	bis(2-Chloroethyl)ether	ND	500	31	ug/kg	
108-60-1	bis(2-Chloroisopropyl)ether	ND	500	36	ug/kg	
7005-72-3	4-Chlorophenyl phenyl ether	ND	500	31	ug/kg	
95-50-1	1,2-Dichlorobenzene	ND	500	26	ug/kg	

ND = Not detected MDL = Method Detection Limit

RL = Reporting Limit

E = Indicates value exceeds calibration range

J = Indicates an estimated value

B = Indicates analyte found in associated method blank

N = Indicates presumptive evidence of a compound

Report of Analysis

Client Sample ID:	EE-3(0-1)-071514	Date Sampled:	07/15/14
Lab Sample ID:	MC32134-1	Date Received:	07/16/14
Matrix:	SO - Soil	Percent Solids:	94.2
Method:	SW846 8270D SW846 3546		
Project:	IDOT #062, FAP 343: IL Route 68, Bloomington Hills / East Dundee, IL		

ABN TCL List

CAS No.	Compound	Result	RL	MDL	Units	Q
541-73-1	1,3-Dichlorobenzene	ND	500	29	ug/kg	
106-46-7	1,4-Dichlorobenzene	ND	500	27	ug/kg	
121-14-2	2,4-Dinitrotoluene	ND	1000	67	ug/kg	
606-20-2	2,6-Dinitrotoluene	ND	1000	25	ug/kg	
91-94-1	3,3'-Dichlorobenzidine	ND	500	50	ug/kg	
53-70-3	Dibenzo(a,h)anthracene	ND	200	24	ug/kg	
132-64-9	Dibenzofuran	ND	200	28	ug/kg	
84-74-2	Di-n-butyl phthalate	ND	500	53	ug/kg	
117-84-0	Di-n-octyl phthalate	ND	500	16	ug/kg	
84-66-2	Diethyl phthalate	ND	500	25	ug/kg	
131-11-3	Dimethyl phthalate	ND	500	29	ug/kg	
117-81-7	bis(2-Ethylhexyl)phthalate	26.0	500	19	ug/kg	J
206-44-0	Fluoranthene	350	200	28	ug/kg	
86-73-7	Fluorene	ND	200	27	ug/kg	
118-74-1	Hexachlorobenzene	ND	500	32	ug/kg	
87-68-3	Hexachlorobutadiene	ND	500	29	ug/kg	
77-47-4	Hexachlorocyclopentadiene	ND	1000	250	ug/kg	
67-72-1	Hexachloroethane	ND	500	24	ug/kg	
193-39-5	Indeno(1,2,3-cd)pyrene	134	200	22	ug/kg	J
78-59-1	Isophorone	ND	500	23	ug/kg	
91-57-6	2-Methylnaphthalene	ND	200	26	ug/kg	
88-74-4	2-Nitroaniline	ND	1000	25	ug/kg	
99-09-2	3-Nitroaniline	ND	1000	55	ug/kg	
100-01-6	4-Nitroaniline	ND	1000	25	ug/kg	
91-20-3	Naphthalene	ND	200	32	ug/kg	
98-95-3	Nitrobenzene	ND	500	27	ug/kg	
621-64-7	N-Nitroso-di-n-propylamine	ND	500	29	ug/kg	
86-30-6	N-Nitrosodiphenylamine	ND	500	30	ug/kg	
85-01-8	Phenanthrene	157	200	27	ug/kg	J
129-00-0	Pyrene	305	200	24	ug/kg	
120-82-1	1,2,4-Trichlorobenzene	ND	500	28	ug/kg	

CAS No.	Surrogate Recoveries	Run# 1	Run# 2	Limits
367-12-4	2-Fluorophenol	76%		30-130%
4165-62-2	Phenol-d5	80%		30-130%
118-79-6	2,4,6-Tribromophenol	88%		30-130%
4165-60-0	Nitrobenzene-d5	87%		30-130%
321-60-8	2-Fluorobiphenyl	82%		30-130%
1718-51-0	Terphenyl-d14	96%		30-130%

ND = Not detected MDL = Method Detection Limit

RL = Reporting Limit

E = Indicates value exceeds calibration range

J = Indicates an estimated value

B = Indicates analyte found in associated method blank

N = Indicates presumptive evidence of a compound

Report of Analysis

Client Sample ID: EE-3(0-1)-071514	Date Sampled: 07/15/14
Lab Sample ID: MC32134-1	Date Received: 07/16/14
Matrix: SO - Soil	Percent Solids: 94.2
Project: IDOT #062, FAP 343: IL Route 68, Bloomington Hills / East Dundee, IL	

Metals Analysis

Analyte	Result	RL	MDL	Units	DF	Prep	Analyzed By	Method	Prep Method
Antimony	0.10 U	0.86	0.10	mg/kg	1	07/17/14	07/18/14 EAL	SW846 6010C ²	SW846 3050B ⁵
Arsenic	1.8	0.86	0.17	mg/kg	1	07/17/14	07/18/14 EAL	SW846 6010C ²	SW846 3050B ⁵
Barium	7.7	4.3	0.046	mg/kg	1	07/17/14	07/18/14 EAL	SW846 6010C ²	SW846 3050B ⁵
Beryllium	0.11 B	0.34	0.019	mg/kg	1	07/17/14	07/18/14 EAL	SW846 6010C ²	SW846 3050B ⁵
Cadmium	0.020 U	0.34	0.020	mg/kg	1	07/17/14	07/18/14 EAL	SW846 6010C ²	SW846 3050B ⁵
Calcium	183000	4300	4.9	mg/kg	10	07/17/14	07/21/14 EAL	SW846 6010C ³	SW846 3050B ⁵
Chromium	3.6	0.86	0.051	mg/kg	1	07/17/14	07/18/14 EAL	SW846 6010C ²	SW846 3050B ⁵
Cobalt ^a	1.8 B	8.6	0.086	mg/kg	2	07/17/14	07/21/14 EAL	SW846 6010C ³	SW846 3050B ⁵
Copper	6.7	2.1	0.14	mg/kg	1	07/17/14	07/18/14 EAL	SW846 6010C ²	SW846 3050B ⁵
Iron	5780	8.6	0.54	mg/kg	1	07/17/14	07/18/14 EAL	SW846 6010C ²	SW846 3050B ⁵
Lead ^a	3.2	1.7	0.39	mg/kg	2	07/17/14	07/21/14 EAL	SW846 6010C ³	SW846 3050B ⁵
Magnesium	108000	4300	36	mg/kg	10	07/17/14	07/21/14 EAL	SW846 6010C ³	SW846 3050B ⁵
Manganese	327	1.3	0.037	mg/kg	1	07/17/14	07/18/14 EAL	SW846 6010C ²	SW846 3050B ⁵
Mercury	0.012 U	0.034	0.012	mg/kg	1	07/17/14	07/18/14 SA	SW846 7471B ¹	SW846 7471B ⁴
Nickel ^a	4.3 B	6.8	0.097	mg/kg	2	07/17/14	07/21/14 EAL	SW846 6010C ³	SW846 3050B ⁵
Potassium	509	430	3.1	mg/kg	1	07/17/14	07/18/14 EAL	SW846 6010C ²	SW846 3050B ⁵
Selenium	0.41 B	0.86	0.21	mg/kg	1	07/17/14	07/18/14 EAL	SW846 6010C ²	SW846 3050B ⁵
Silver	0.037 U	0.43	0.037	mg/kg	1	07/17/14	07/18/14 EAL	SW846 6010C ²	SW846 3050B ⁵
Sodium	200 B	430	1.6	mg/kg	1	07/17/14	07/18/14 EAL	SW846 6010C ²	SW846 3050B ⁵
Thallium ^a	0.34 B	1.7	0.23	mg/kg	2	07/17/14	07/21/14 EAL	SW846 6010C ³	SW846 3050B ⁵
Vanadium	5.9	0.86	0.038	mg/kg	1	07/17/14	07/18/14 EAL	SW846 6010C ²	SW846 3050B ⁵
Zinc	22.8	1.7	0.22	mg/kg	1	07/17/14	07/18/14 EAL	SW846 6010C ²	SW846 3050B ⁵

(1) Instrument QC Batch: MA17368

(2) Instrument QC Batch: MA17370

(3) Instrument QC Batch: MA17373

(4) Prep QC Batch: MP23358

(5) Prep QC Batch: MP23360

(a) Elevated RL due to dilution required for matrix interference.

RL = Reporting Limit
MDL = Method Detection Limit

U = Indicates a result < MDL
B = Indicates a result > = MDL but < RL

Report of Analysis

Client Sample ID: EE-3(0-1)-071514		Date Sampled: 07/15/14
Lab Sample ID: MC32134-1		Date Received: 07/16/14
Matrix: SO - Soil		Percent Solids: 94.2
Project: IDOT #062, FAP 343: IL Route 68, Bloomington Hills / East Dundee, IL		

General Chemistry

Analyte	Result	RL	Units	DF	Analyzed	By	Method
Solids, Percent	94.2		%	1	07/17/14	KF	SM21 2540 B MOD.
pH	9.0		su	1	07/17/14	MA	SW846 9045D

RL = Reporting Limit

4.1
4

Report of Analysis

Client Sample ID: EE-3(0-1)-071514		Date Sampled: 07/15/14
Lab Sample ID: MC32134-1A		Date Received: 07/16/14
Matrix: SO - Soil		Percent Solids: 94.2
Project: IDOT #062, FAP 343: IL Route 68, Bloomington Hills / East Dundee, IL		

Metals Analysis, TCLP Leachate SW846 1311

Analyte	Result	HW#	MCL	RL	MDL	Units	DF	Prep	Analyzed By	Method
Arsenic	0.0024 U	D004	5.0	0.010	0.0024	mg/l	1	07/22/14	07/22/14	EAL SW846 6010C ¹
Barium	0.14 B	D005	100	0.50	0.0020	mg/l	1	07/22/14	07/22/14	EAL SW846 6010C ¹
Beryllium	0.00018 U			0.0040	0.00018	mg/l	1	07/22/14	07/22/14	EAL SW846 6010C ¹
Cadmium	0.00024 U	D006	1.0	0.0040	0.00024	mg/l	1	07/22/14	07/22/14	EAL SW846 6010C ¹
Chromium	0.00073 U	D007	5.0	0.010	0.00073	mg/l	1	07/22/14	07/22/14	EAL SW846 6010C ¹
Cobalt	0.016 B			0.050	0.00060	mg/l	1	07/22/14	07/22/14	EAL SW846 6010C ¹
Copper	0.0036 U			0.025	0.0036	mg/l	1	07/22/14	07/22/14	EAL SW846 6010C ¹
Iron	0.077 B			0.10	0.0074	mg/l	1	07/22/14	07/22/14	EAL SW846 6010C ¹
Lead	0.0019 U	D008	5.0	0.010	0.0019	mg/l	1	07/22/14	07/22/14	EAL SW846 6010C ¹
Manganese	1.7			0.015	0.00035	mg/l	1	07/22/14	07/22/14	EAL SW846 6010C ¹
Mercury	0.00010 U	D009	0.20	0.00020	0.00010	mg/l	1	07/23/14	07/23/14	SA SW846 7470A ²
Nickel	0.024 B			0.040	0.00057	mg/l	1	07/22/14	07/22/14	EAL SW846 6010C ¹
Selenium	0.0050 B	D010	1.0	0.025	0.0027	mg/l	1	07/22/14	07/22/14	EAL SW846 6010C ¹
Silver	0.00096 U	D011	5.0	0.0050	0.00096	mg/l	1	07/22/14	07/22/14	EAL SW846 6010C ¹
Zinc	0.031 B			0.10	0.0042	mg/l	1	07/22/14	07/22/14	EAL SW846 6010C ¹

- (1) Instrument QC Batch: MA17379
- (2) Instrument QC Batch: MA17381
- (3) Prep QC Batch: MP23384
- (4) Prep QC Batch: MP23389

RL = Reporting Limit MDL = Method Detection Limit U = Indicates a result < MDL
 MCL = Maximum Contamination Level (40 CFR 261.6/96) B = Indicates a result > = MDL but < RL

4.2
4

Report of Analysis

Client Sample ID: EE-3(0-1)-071514		Date Sampled: 07/15/14
Lab Sample ID: MC32134-1B		Date Received: 07/16/14
Matrix: SO - Soil		Percent Solids: 94.2
Project: IDOT #062, FAP 343: IL Route 68, Bloomington Hills / East Dundee, IL		

Metals Analysis, SPLP Leachate SW846 1312

Analyte	Result	MCL	RL	MDL	Units	DF	Prep	Analyzed By	Method
Arsenic	0.0024 U		0.010	0.0024	mg/l	1	07/18/14	07/21/14 EAL	SW846 6010C ²
Barium	0.0046 B		0.50	0.0020	mg/l	1	07/18/14	07/21/14 EAL	SW846 6010C ²
Beryllium	0.00018 U		0.0040	0.00018	mg/l	1	07/18/14	07/21/14 EAL	SW846 6010C ²
Cadmium	0.00024 U		0.0040	0.00024	mg/l	1	07/18/14	07/21/14 EAL	SW846 6010C ²
Chromium	0.00080 B		0.010	0.00073	mg/l	1	07/18/14	07/21/14 EAL	SW846 6010C ²
Cobalt	0.00060 U		0.050	0.00060	mg/l	1	07/18/14	07/21/14 EAL	SW846 6010C ²
Copper	0.0036 U		0.025	0.0036	mg/l	1	07/18/14	07/21/14 EAL	SW846 6010C ²
Iron	0.0074 U		0.10	0.0074	mg/l	1	07/18/14	07/21/14 EAL	SW846 6010C ²
Lead	0.0019 U		0.010	0.0019	mg/l	1	07/18/14	07/21/14 EAL	SW846 6010C ²
Manganese	0.00040 B		0.015	0.00035	mg/l	1	07/18/14	07/21/14 EAL	SW846 6010C ²
Mercury	0.00010 U		0.00020	0.00010	mg/l	1	07/18/14	07/21/14 SA	SW846 7470A ¹
Nickel	0.00057 U		0.040	0.00057	mg/l	1	07/18/14	07/21/14 EAL	SW846 6010C ²
Selenium	0.0027 U		0.025	0.0027	mg/l	1	07/18/14	07/21/14 EAL	SW846 6010C ²
Silver	0.00096 U		0.0050	0.00096	mg/l	1	07/18/14	07/21/14 EAL	SW846 6010C ²
Zinc	0.0093 B		0.10	0.0042	mg/l	1	07/18/14	07/21/14 EAL	SW846 6010C ²

- (1) Instrument QC Batch: MA17372
- (2) Instrument QC Batch: MA17374
- (3) Prep QC Batch: MP23372
- (4) Prep QC Batch: MP23373

RL = Reporting Limit MDL = Method Detection Limit U = Indicates a result < MDL
 MCL = Maximum Contamination Level (not available) B = Indicates a result > = MDL but < RL

4.3
4

Report of Analysis

Client Sample ID: EE-3(0-1)-071514D	
Lab Sample ID: MC32134-2	Date Sampled: 07/15/14
Matrix: SO - Soil	Date Received: 07/16/14
Method: SW846 8260C	Percent Solids: 93.5
Project: IDOT #062, FAP 343: IL Route 68, Bloomington Hills / East Dundee, IL	

Run #	File ID	DF	Analyzed	By	Prep Date	Prep Batch	Analytical Batch
Run #1	M66993.D	1	07/23/14	KD	n/a	n/a	MSM2368
Run #2							

Run #	Initial Weight	Final Volume
Run #1	4.59 g	5.0 ml
Run #2		

VOA TCL List

CAS No.	Compound	Result	RL	MDL	Units	Q
67-64-1	Acetone	ND	12	3.3	ug/kg	
71-43-2	Benzene	1.0	0.58	0.39	ug/kg	
75-27-4	Bromodichloromethane	ND	2.3	0.24	ug/kg	
75-25-2	Bromoform	ND	2.3	0.41	ug/kg	
74-83-9	Bromomethane	ND	2.3	0.70	ug/kg	
78-93-3	2-Butanone (MEK)	ND	12	3.6	ug/kg	
75-15-0	Carbon disulfide	ND	5.8	0.15	ug/kg	
56-23-5	Carbon tetrachloride	ND	2.3	0.26	ug/kg	
108-90-7	Chlorobenzene	ND	2.3	0.18	ug/kg	
75-00-3	Chloroethane	ND	5.8	0.88	ug/kg	
67-66-3	Chloroform	ND	2.3	0.20	ug/kg	
74-87-3	Chloromethane	ND	5.8	0.66	ug/kg	
124-48-1	Dibromochloromethane	ND	2.3	0.38	ug/kg	
75-34-3	1,1-Dichloroethane	ND	2.3	0.31	ug/kg	
107-06-2	1,2-Dichloroethane	ND	2.3	0.37	ug/kg	
75-35-4	1,1-Dichloroethene	ND	2.3	0.48	ug/kg	
156-59-2	cis-1,2-Dichloroethene	ND	2.3	0.53	ug/kg	
156-60-5	trans-1,2-Dichloroethene	ND	2.3	0.49	ug/kg	
78-87-5	1,2-Dichloropropane	ND	2.3	0.49	ug/kg	
10061-01-5	cis-1,3-Dichloropropene	ND	2.3	0.26	ug/kg	
10061-02-6	trans-1,3-Dichloropropene	ND	2.3	0.31	ug/kg	
100-41-4	Ethylbenzene	ND	2.3	0.80	ug/kg	
591-78-6	2-Hexanone	ND	12	0.88	ug/kg	
1634-04-4	Methyl Tert Butyl Ether	ND	2.3	0.21	ug/kg	
108-10-1	4-Methyl-2-pentanone (MIBK)	ND	5.8	0.63	ug/kg	
75-09-2	Methylene chloride	0.85	2.3	0.62	ug/kg	J
100-42-5	Styrene	ND	5.8	0.20	ug/kg	
79-34-5	1,1,2,2-Tetrachloroethane	ND	2.3	0.46	ug/kg	
127-18-4	Tetrachloroethene	ND	2.3	0.36	ug/kg	
108-88-3	Toluene	1.6	5.8	0.24	ug/kg	J
71-55-6	1,1,1-Trichloroethane	ND	2.3	0.25	ug/kg	
79-00-5	1,1,2-Trichloroethane	ND	2.3	0.67	ug/kg	

ND = Not detected MDL = Method Detection Limit

RL = Reporting Limit

E = Indicates value exceeds calibration range

J = Indicates an estimated value

B = Indicates analyte found in associated method blank

N = Indicates presumptive evidence of a compound

Report of Analysis

Client Sample ID: EE-3(0-1)-071514D	
Lab Sample ID: MC32134-2	Date Sampled: 07/15/14
Matrix: SO - Soil	Date Received: 07/16/14
Method: SW846 8260C	Percent Solids: 93.5
Project: IDOT #062, FAP 343: IL Route 68, Bloomington Hills / East Dundee, IL	

VOA TCL List

CAS No.	Compound	Result	RL	MDL	Units	Q
79-01-6	Trichloroethene	ND	2.3	0.29	ug/kg	
75-01-4	Vinyl chloride	ND	2.3	1.1	ug/kg	
1330-20-7	Xylene (total)	1.3	2.3	0.26	ug/kg	J

CAS No.	Surrogate Recoveries	Run# 1	Run# 2	Limits
1868-53-7	Dibromofluoromethane	110%		70-130%
2037-26-5	Toluene-D8	102%		70-130%
460-00-4	4-Bromofluorobenzene	89%		70-130%

ND = Not detected MDL = Method Detection Limit
 RL = Reporting Limit
 E = Indicates value exceeds calibration range

J = Indicates an estimated value
 B = Indicates analyte found in associated method blank
 N = Indicates presumptive evidence of a compound

4.4
 4

Report of Analysis

Client Sample ID: EE-3(0-1)-071514D	
Lab Sample ID: MC32134-2	Date Sampled: 07/15/14
Matrix: SO - Soil	Date Received: 07/16/14
Method: SW846 8270D SW846 3546	Percent Solids: 93.5
Project: IDOT #062, FAP 343: IL Route 68, Bloomington Hills / East Dundee, IL	

ABN TCL List

CAS No.	Compound	Result	RL	MDL	Units	Q
541-73-1	1,3-Dichlorobenzene	ND	270	15	ug/kg	
106-46-7	1,4-Dichlorobenzene	ND	270	14	ug/kg	
121-14-2	2,4-Dinitrotoluene	ND	530	35	ug/kg	
606-20-2	2,6-Dinitrotoluene	ND	530	13	ug/kg	
91-94-1	3,3'-Dichlorobenzidine	ND	270	27	ug/kg	
53-70-3	Dibenzo(a,h)anthracene	ND	110	13	ug/kg	
132-64-9	Dibenzofuran	ND	110	15	ug/kg	
84-74-2	Di-n-butyl phthalate	ND	270	28	ug/kg	
117-84-0	Di-n-octyl phthalate	ND	270	8.3	ug/kg	
84-66-2	Diethyl phthalate	ND	270	13	ug/kg	
131-11-3	Dimethyl phthalate	ND	270	15	ug/kg	
117-81-7	bis(2-Ethylhexyl)phthalate	26.1	270	9.8	ug/kg	J
206-44-0	Fluoranthene	413	110	15	ug/kg	
86-73-7	Fluorene	ND	110	14	ug/kg	
118-74-1	Hexachlorobenzene	ND	270	17	ug/kg	
87-68-3	Hexachlorobutadiene	ND	270	15	ug/kg	
77-47-4	Hexachlorocyclopentadiene	ND	530	130	ug/kg	
67-72-1	Hexachloroethane	ND	270	13	ug/kg	
193-39-5	Indeno(1,2,3-cd)pyrene	156	110	12	ug/kg	
78-59-1	Isophorone	ND	270	12	ug/kg	
91-57-6	2-Methylnaphthalene	ND	110	13	ug/kg	
88-74-4	2-Nitroaniline	ND	530	13	ug/kg	
99-09-2	3-Nitroaniline	ND	530	29	ug/kg	
100-01-6	4-Nitroaniline	ND	530	13	ug/kg	
91-20-3	Naphthalene	ND	110	17	ug/kg	
98-95-3	Nitrobenzene	ND	270	14	ug/kg	
621-64-7	N-Nitroso-di-n-propylamine	ND	270	15	ug/kg	
86-30-6	N-Nitrosodiphenylamine	ND	270	16	ug/kg	
85-01-8	Phenanthrene	217	110	14	ug/kg	
129-00-0	Pyrene	368	110	12	ug/kg	
120-82-1	1,2,4-Trichlorobenzene	ND	270	15	ug/kg	

CAS No.	Surrogate Recoveries	Run# 1	Run# 2	Limits
367-12-4	2-Fluorophenol	72%		30-130%
4165-62-2	Phenol-d5	73%		30-130%
118-79-6	2,4,6-Tribromophenol	84%		30-130%
4165-60-0	Nitrobenzene-d5	81%		30-130%
321-60-8	2-Fluorobiphenyl	79%		30-130%
1718-51-0	Terphenyl-d14	84%		30-130%

ND = Not detected MDL = Method Detection Limit J = Indicates an estimated value
 RL = Reporting Limit B = Indicates analyte found in associated method blank
 E = Indicates value exceeds calibration range N = Indicates presumptive evidence of a compound

4.4
4

Report of Analysis

Client Sample ID: EE-3(0-1)-071514D	Date Sampled: 07/15/14
Lab Sample ID: MC32134-2	Date Received: 07/16/14
Matrix: SO - Soil	Percent Solids: 93.5
Project: IDOT #062, FAP 343: IL Route 68, Bloomington Hills / East Dundee, IL	

Metals Analysis

Analyte	Result	RL	MDL	Units	DF	Prep	Analyzed By	Method	Prep Method
Antimony	0.10 U	0.88	0.10	mg/kg	1	07/17/14	07/18/14	EAL SW846 6010C ²	SW846 3050B ⁵
Arsenic	1.9	0.88	0.17	mg/kg	1	07/17/14	07/18/14	EAL SW846 6010C ²	SW846 3050B ⁵
Barium	8.3	4.4	0.047	mg/kg	1	07/17/14	07/18/14	EAL SW846 6010C ²	SW846 3050B ⁵
Beryllium	0.11 B	0.35	0.019	mg/kg	1	07/17/14	07/18/14	EAL SW846 6010C ²	SW846 3050B ⁵
Cadmium	0.021 U	0.35	0.021	mg/kg	1	07/17/14	07/18/14	EAL SW846 6010C ²	SW846 3050B ⁵
Calcium	178000	4400	5.0	mg/kg	10	07/17/14	07/21/14	EAL SW846 6010C ³	SW846 3050B ⁵
Chromium	4.6	0.88	0.052	mg/kg	1	07/17/14	07/18/14	EAL SW846 6010C ²	SW846 3050B ⁵
Cobalt ^a	1.9 B	8.8	0.088	mg/kg	2	07/17/14	07/21/14	EAL SW846 6010C ³	SW846 3050B ⁵
Copper	6.3	2.2	0.14	mg/kg	1	07/17/14	07/18/14	EAL SW846 6010C ²	SW846 3050B ⁵
Iron	5490	8.8	0.55	mg/kg	1	07/17/14	07/18/14	EAL SW846 6010C ²	SW846 3050B ⁵
Lead ^a	6.3	1.8	0.40	mg/kg	2	07/17/14	07/21/14	EAL SW846 6010C ³	SW846 3050B ⁵
Magnesium	103000	4400	37	mg/kg	10	07/17/14	07/21/14	EAL SW846 6010C ³	SW846 3050B ⁵
Manganese	304	1.3	0.038	mg/kg	1	07/17/14	07/18/14	EAL SW846 6010C ²	SW846 3050B ⁵
Mercury	0.012 U	0.034	0.012	mg/kg	1	07/17/14	07/18/14	SA SW846 7471B ¹	SW846 7471B ⁴
Nickel ^a	5.0 B	7.0	0.099	mg/kg	2	07/17/14	07/21/14	EAL SW846 6010C ³	SW846 3050B ⁵
Potassium	662	440	3.2	mg/kg	1	07/17/14	07/18/14	EAL SW846 6010C ²	SW846 3050B ⁵
Selenium	0.48 B	0.88	0.22	mg/kg	1	07/17/14	07/18/14	EAL SW846 6010C ²	SW846 3050B ⁵
Silver	0.061 B	0.44	0.038	mg/kg	1	07/17/14	07/18/14	EAL SW846 6010C ²	SW846 3050B ⁵
Sodium	253 B	440	1.6	mg/kg	1	07/17/14	07/18/14	EAL SW846 6010C ²	SW846 3050B ⁵
Thallium ^a	0.24 U	1.8	0.24	mg/kg	2	07/17/14	07/21/14	EAL SW846 6010C ³	SW846 3050B ⁵
Vanadium	7.3	0.88	0.038	mg/kg	1	07/17/14	07/18/14	EAL SW846 6010C ²	SW846 3050B ⁵
Zinc	12.6	1.8	0.23	mg/kg	1	07/17/14	07/18/14	EAL SW846 6010C ²	SW846 3050B ⁵

- (1) Instrument QC Batch: MA17368
- (2) Instrument QC Batch: MA17370
- (3) Instrument QC Batch: MA17373
- (4) Prep QC Batch: MP23358
- (5) Prep QC Batch: MP23360

(a) Elevated RL due to dilution required for matrix interference.

RL = Reporting Limit
 MDL = Method Detection Limit

U = Indicates a result < MDL
 B = Indicates a result > = MDL but < RL

4.4
 4

Report of Analysis

Client Sample ID: EE-3(0-1)-071514D		Date Sampled: 07/15/14
Lab Sample ID: MC32134-2		Date Received: 07/16/14
Matrix: SO - Soil		Percent Solids: 93.5
Project: IDOT #062, FAP 343: IL Route 68, Bloomington Hills / East Dundee, IL		

General Chemistry

Analyte	Result	RL	Units	DF	Analyzed	By	Method
Solids, Percent	93.5		%	1	07/17/14	KF	SM21 2540 B MOD.
pH	9.0		su	1	07/17/14	MA	SW846 9045D

RL = Reporting Limit

4.4
4

Report of Analysis

Client Sample ID: EE-3(0-1)-071514D	Date Sampled: 07/15/14
Lab Sample ID: MC32134-2A	Date Received: 07/16/14
Matrix: SO - Soil	Percent Solids: 93.5
Project: IDOT #062, FAP 343: IL Route 68, Bloomington Hills / East Dundee, IL	

Metals Analysis, TCLP Leachate SW846 1311

Analyte	Result	HW#	MCL	RL	MDL	Units	DF	Prep	Analyzed By	Method
Arsenic	0.0024 U	D004	5.0	0.010	0.0024	mg/l	1	07/22/14	07/22/14	EAL SW846 6010C ¹
Barium	0.15 B	D005	100	0.50	0.0020	mg/l	1	07/22/14	07/22/14	EAL SW846 6010C ¹
Beryllium	0.00018 U			0.0040	0.00018	mg/l	1	07/22/14	07/22/14	EAL SW846 6010C ¹
Cadmium	0.00024 U	D006	1.0	0.0040	0.00024	mg/l	1	07/22/14	07/22/14	EAL SW846 6010C ¹
Chromium	0.00073 U	D007	5.0	0.010	0.00073	mg/l	1	07/22/14	07/22/14	EAL SW846 6010C ¹
Cobalt	0.015 B			0.050	0.00060	mg/l	1	07/22/14	07/22/14	EAL SW846 6010C ¹
Copper	0.0044 B			0.025	0.0036	mg/l	1	07/22/14	07/22/14	EAL SW846 6010C ¹
Iron	0.070 B			0.10	0.0074	mg/l	1	07/22/14	07/22/14	EAL SW846 6010C ¹
Lead	0.0019 U	D008	5.0	0.010	0.0019	mg/l	1	07/22/14	07/22/14	EAL SW846 6010C ¹
Manganese	1.6			0.015	0.00035	mg/l	1	07/22/14	07/22/14	EAL SW846 6010C ¹
Mercury	0.00010 U	D009	0.20	0.00020	0.00010	mg/l	1	07/23/14	07/23/14	SA SW846 7470A ²
Nickel	0.022 B			0.040	0.00057	mg/l	1	07/22/14	07/22/14	EAL SW846 6010C ¹
Selenium	0.0041 B	D010	1.0	0.025	0.0027	mg/l	1	07/22/14	07/22/14	EAL SW846 6010C ¹
Silver	0.00096 U	D011	5.0	0.0050	0.00096	mg/l	1	07/22/14	07/22/14	EAL SW846 6010C ¹
Zinc	0.038 B			0.10	0.0042	mg/l	1	07/22/14	07/22/14	EAL SW846 6010C ¹

- (1) Instrument QC Batch: MA17379
- (2) Instrument QC Batch: MA17381
- (3) Prep QC Batch: MP23384
- (4) Prep QC Batch: MP23389

RL = Reporting Limit MDL = Method Detection Limit U = Indicates a result < MDL
MCL = Maximum Contamination Level (40 CFR 261.6/96) B = Indicates a result > = MDL but < RL

Report of Analysis

Client Sample ID: EE-3(0-1)-071514D		Date Sampled: 07/15/14
Lab Sample ID: MC32134-2B		Date Received: 07/16/14
Matrix: SO - Soil		Percent Solids: 93.5
Project: IDOT #062, FAP 343: IL Route 68, Bloomington Hills / East Dundee, IL		

Metals Analysis, SPLP Leachate SW846 1312

Analyte	Result	MCL	RL	MDL	Units	DF	Prep	Analyzed By	Method
Arsenic	0.0024 U		0.010	0.0024	mg/l	1	07/18/14	07/21/14 EAL	SW846 6010C ²
Barium	0.0070 B		0.50	0.0020	mg/l	1	07/18/14	07/21/14 EAL	SW846 6010C ²
Beryllium	0.00018 U		0.0040	0.00018	mg/l	1	07/18/14	07/21/14 EAL	SW846 6010C ²
Cadmium	0.00024 U		0.0040	0.00024	mg/l	1	07/18/14	07/21/14 EAL	SW846 6010C ²
Chromium	0.0011 B		0.010	0.00073	mg/l	1	07/18/14	07/21/14 EAL	SW846 6010C ²
Cobalt	0.00060 U		0.050	0.00060	mg/l	1	07/18/14	07/21/14 EAL	SW846 6010C ²
Copper	0.0036 U		0.025	0.0036	mg/l	1	07/18/14	07/21/14 EAL	SW846 6010C ²
Iron	0.0074 U		0.10	0.0074	mg/l	1	07/18/14	07/21/14 EAL	SW846 6010C ²
Lead	0.0019 U		0.010	0.0019	mg/l	1	07/18/14	07/21/14 EAL	SW846 6010C ²
Manganese	0.00035 U		0.015	0.00035	mg/l	1	07/18/14	07/21/14 EAL	SW846 6010C ²
Mercury	0.00010 U		0.00020	0.00010	mg/l	1	07/18/14	07/21/14 SA	SW846 7470A ¹
Nickel	0.00057 U		0.040	0.00057	mg/l	1	07/18/14	07/21/14 EAL	SW846 6010C ²
Selenium	0.0027 U		0.025	0.0027	mg/l	1	07/18/14	07/21/14 EAL	SW846 6010C ²
Silver	0.00096 U		0.0050	0.00096	mg/l	1	07/18/14	07/21/14 EAL	SW846 6010C ²
Zinc	0.0076 B		0.10	0.0042	mg/l	1	07/18/14	07/21/14 EAL	SW846 6010C ²

- (1) Instrument QC Batch: MA17372
- (2) Instrument QC Batch: MA17374
- (3) Prep QC Batch: MP23372
- (4) Prep QC Batch: MP23373

RL = Reporting Limit MDL = Method Detection Limit U = Indicates a result < MDL
 MCL = Maximum Contamination Level (not available) B = Indicates a result > = MDL but < RL

4.6
4



Bureau of Land • 1021 North Grand Avenue East • P.O. Box 19276 • Springfield • Illinois • 62794-9276

Uncontaminated Soil Certification by Licensed Professional Engineer or Licensed Professional Geologist for Use of Uncontaminated Soil as Fill in a CCDD or Uncontaminated Soil Fill Operation LPC-663

Revised in accordance with 35 Ill. Adm. Code 1100, as amended by PCB R2012-009 (eff. Aug. 27, 2012)

This certification form is to be used by professional engineers and professional geologists to certify, pursuant to 35 Ill. Adm. Code 1100.205(a)(1)(B), that soil (i) is uncontaminated soil and (ii) is within a pH range of 6.26 to 9.0. If you have questions about this form, please telephone the Bureau of Land Permit Section at 217/524-3300.

This form may be completed online, saved locally, printed and signed, and submitted to prospective clean construction or demolition debris (CCDD) fill operations or uncontaminated soil fill operations.

I. Source Location Information

(Describe the location of the source of the uncontaminated soil)

Project Name: FAP 343: IL Rte 68: Priarie Lake Rd to IL Rte 62 Office Phone Number, if available: _____

Physical Site Location (address, including number and street):

100 Block of Dundee Rd and

City: Barrington Hills State: IL Zip Code: _____

County: Cook Township: _____

Lat/Long of approximate center of site in decimal degrees (DD.ddddd) to five decimal places (e.g., 40.67890, -90.12345):

Latitude: 42.106111566 Longitude: -88.240966650

(Decimal Degrees) (-Decimal Degrees)

Identify how the lat/long data were determined:

GPS Map Interpolation Photo Interpolation Survey Other

IEPA Site Number(s), if assigned: BOL: _____ BOW: _____ BOA: _____

II. Owner/Operator Information for Source Site

Site Owner

Site Operator

Name: Illinois Department of Transportation

Name: Illinois Department of Transportation

Street Address: 201 West Center Court

Street Address: 201 West Center Court

PO Box: _____

PO Box: _____

City: Schaumburg State: IL

City: Schaumburg State: IL

Zip Code: 60196-1096 Phone: 847-705-4101

Zip Code: 60196-1096 Phone: 847-705-4101

Contact: Sam Mead

Contact: Sam Mead

Email, if available: Sam.Mead@illinois.gov

Email, if available: Sam.Mead@illinois.gov

This Agency is authorized to require this information under Section 4 and Title X of the Environmental Protection Act (415 ILCS 5/4, 5/39). Failure to disclose this information may result in: a civil penalty of not to exceed \$50,000 for the violation and an additional civil penalty of not to exceed \$10,000 for each day during which the violation continues (415 ILCS 5/42). This form has been approved by the Forms Management Center.

Project Name: FAP 343: IL Rte 68: Priarie Lake Rd to IL Rte 62

Latitude: 42.106111566 Longitude: -88.240966650

Uncontaminated Site Certification

III. Basis for Certification and Attachments

For each item listed below, reference the attachments to this form that provide the required information.

- a. A Description of the soil sample points and how they were determined to be sufficient in number and appropriately located 35 Ill. Adm. Code 1100.610(a)]:

LOCATION VL1-1 WAS SAMPLED ADJACENT TO ISGS SITE Nos. 2813-18 AND 2813-19. SEE FIGURE 3-6 AND TABLE 4-1 OF THE REVISED PRELIMINARY SITE INVESTIGATION REPORT FOR SAMPLING DETAILS.

- b. Analytical soil testing results to show that soil chemical constituents comply with the maximum allowable concentrations established pursuant to 35 Ill. Adm. Code Part 1100, Subpart F and that the soil pH is within the range of 6.25 to 9.0, including the documentation of chain of custody control, a copy of the lab analysis; the accreditation status of the laboratory performing the analysis; and certification by an authorized agent of the laboratory that the analysis has been performed in accordance with the Agency's rules for the accreditation of environmental and the scope of the accreditation [35 Ill. Adm. Code 1100.201(g), 1100.205(a), 1100.610]:

ACCUTEST ANALYTICAL REPORT - JOB NUMBER: MC32206

IV. Certification Statement, Signature and Seal of Licensed Professional Engineer or Licensed Professional Geologist

I, Steven Gobelman, P.E., L.P.G (name of licensed professional engineer or geologist) certify under penalty of law that the information submitted, including but not limited to, all attachments and other information, is to the best of my knowledge and belief, true, accurate and complete. In accordance with the Environmental Protection Act [415 ILCS 5/22.51 or 22.51a] and 35 Ill. Adm. Code 1100.205(a), I certify that the soil from this site is uncontaminated soil. I also certify that the soil pH is within the range of 6.25 to 9.0. In addition, I certify that the soil has not been removed from the site as part of a cleanup or removal of contaminants. All necessary documentation is attached.

Any person who knowingly makes a false, fictitious, or fraudulent material statement, orally or in writing, to the Illinois EPA commits a Class 4 felony. A second or subsequent offense after conviction is a Class 3 felony. (415 ILCS 5/44(h))

Company Name: Illinois Department of Transportation

Street Address: 2300 South Dirksen Parkway

City: Springfield State: IL Zip Code: 62764

Phone: 217-785-4246

Steven Gobelman, P.E., L.P.G


Printed Name:



Licensed Professional Engineer or
Licensed Professional Geologist Signature:

9/8/14

Date:



Summary Table of ISGS Site Nos. 2813-18 and 2813-19
Comparison of Detected Constituents to Applicable Reference Concentrations
Soil Analytical Results
Illinois Department of Transportation
FAP 343: Illinois Route 68 From Prairie Lake Road to Illinois Route 62
Bloomington Hills / East Dundee, Cook / Kane Counties, Illinois

Field Sample ID	VL1-1(0-1)-071614	Soil Reference Concentrations^A
Sample Date	7/16/2014	
Location ID	VL1-1	
Depth	0 - 1	
ISGS Site Number	2813-18/2813-19	
Parameter		
Laboratory pH	8	<6.25, >9.0
VOCs (ug/kg)		
Methylene chloride	1.1 J	20
SVOCs (ug/kg)		
None Detected		
Total Metals (mg/kg)		
Arsenic, Total	9	11.3 / 13
Barium, Total	114	1500
Beryllium, Total	0.93	22
Cadmium, Total	0.21 J	5.2
Calcium, Total	5630	---
Chromium, Total	26.2	21
Cobalt, Total	11.9	20
Copper, Total	21.3	2900
Iron, Total	28500	15000 / 15900
Lead, Total	19.2	107
Magnesium, Total	5790	325000
Manganese, Total	612	630 / 636
Mercury, Total	0.037 J	0.89
Nickel, Total	27.3	100
Potassium, Total	2760	---
Silver, Total	0.11 J	4.4
Sodium, Total	3040	---
Thallium, Total	0.22 J	2.6
Vanadium, Total	36.8	550
Zinc, Total	64.5	5100
TCLP Metals (mg/l)		
Barium, TCLP	0.34 J	2
Cadmium, TCLP	0.0007 J	0.005
Cobalt, TCLP	0.0063 J	1
Copper, TCLP	0.0056 J	0.65
Iron, TCLP	0.043 J	5
Lead, TCLP	0.0067 J	0.0075
Manganese, TCLP	2.9	0.15
Nickel, TCLP	0.0086 J	0.1
Zinc, TCLP	0.01 J	5

Summary Table of ISGS Site Nos. 2813-18 and 2813-19
Comparison of Detected Constituents to Applicable Reference Concentrations
Soil Analytical Results
Illinois Department of Transportation
FAP 343: Illinois Route 68 From Prairie Lake Road to Illinois Route 62
Bloomington Hills / East Dundee, Cook / Kane Counties, Illinois

Field Sample ID	VL1-1(0-1)-071614	Soil Reference Concentrations^A
Sample Date	7/16/2014	
Location ID	VL1-1	
Depth	0 - 1	
ISGS Site Number	2813-18/2813-19	
Parameter		
SPLP Metals (mg/l)		
Arsenic, SPLP	0.073	0.05
Barium, SPLP	1.1	2
Beryllium, SPLP	0.011	0.004
Cadmium, SPLP	0.0016 J	0.005
Chromium, SPLP	0.3	0.1
Cobalt, SPLP	0.068	1
Copper, SPLP	0.24	0.65
Iron, SPLP	291 J	5
Lead, SPLP	0.12	0.0075
Manganese, SPLP	1.7	0.15
Mercury, SPLP	0.00044	0.002
Nickel, SPLP	0.26	0.1
Selenium, SPLP	0.0047 J	0.05
Zinc, SPLP	0.68	5

Notes:

--- - not applicable or value not available.

^A - Soil reference concentrations from MAC Table. Background values for Chicago corporate limits and MSA counties are included, as applicable.

J - Estimated concentration.

Shaded values indicate concentration **exceeds** Reference Concentration.

Technical Report for

Weston Solutions, Inc.

IDOT #062, FAP 343: IL Route 68, Bloomington Hills / East Dundee, IL

IDOT#02056.013.062.0030

Accutest Job Number: MC32206

Sampling Date: 07/16/14

Report to:

**Weston Solutions, Inc.
300 Plaza Circle Suite 202
Mundelein, IL 60060-2342
andris.slesers@westonsolutions.com**

ATTN: Andris Slesres

Total number of pages in report: 222



Test results contained within this data package meet the requirements of the National Environmental Laboratory Accreditation Program and/or state specific certification programs as applicable.



Reza Fand
Lab Director

Client Service contact: Jeremy Vienneau 508-481-6200

Certifications: MA (M-MA136,SW846 NELAC) CT (PH-0109) NH (250210) RI (00071) ME (MA00136) FL (E87579) NY (11791) NJ (MA926) PA (6801121) ND (R-188) CO MN (11546AA) NC (653) IL (002337) WI (399080220)
DoD ELAP (L-A-B L2235)

This report shall not be reproduced, except in its entirety, without the written approval of Accutest Laboratories.
Test results relate only to samples analyzed.

Report of Analysis

Client Sample ID: VL1-1(0-1)-071614	
Lab Sample ID: MC32206-12	Date Sampled: 07/16/14
Matrix: SO - Soil	Date Received: 07/18/14
Method: SW846 8260C	Percent Solids: 78.5
Project: IDOT #062, FAP 343: IL Route 68, Bloomington Hills / East Dundee, IL	

Run #	File ID	DF	Analyzed	By	Prep Date	Prep Batch	Analytical Batch
Run #1	M67156.D	1	07/29/14	KD	n/a	n/a	MSM2374
Run #2							

Run #	Initial Weight	Final Volume
Run #1	5.15 g	5.0 ml
Run #2		

VOA TCL List

CAS No.	Compound	Result	RL	MDL	Units	Q
67-64-1	Acetone	ND	12	3.5	ug/kg	
71-43-2	Benzene	ND	0.62	0.42	ug/kg	
75-27-4	Bromodichloromethane	ND	2.5	0.26	ug/kg	
75-25-2	Bromoform	ND	2.5	0.44	ug/kg	
74-83-9	Bromomethane	ND	2.5	0.74	ug/kg	
78-93-3	2-Butanone (MEK)	ND	12	3.8	ug/kg	
75-15-0	Carbon disulfide	ND	6.2	0.16	ug/kg	
56-23-5	Carbon tetrachloride	ND	2.5	0.27	ug/kg	
108-90-7	Chlorobenzene	ND	2.5	0.19	ug/kg	
75-00-3	Chloroethane	ND	6.2	0.93	ug/kg	
67-66-3	Chloroform	ND	2.5	0.21	ug/kg	
74-87-3	Chloromethane	ND	6.2	0.70	ug/kg	
124-48-1	Dibromochloromethane	ND	2.5	0.40	ug/kg	
75-34-3	1,1-Dichloroethane	ND	2.5	0.33	ug/kg	
107-06-2	1,2-Dichloroethane	ND	2.5	0.40	ug/kg	
75-35-4	1,1-Dichloroethene	ND	2.5	0.51	ug/kg	
156-59-2	cis-1,2-Dichloroethene	ND	2.5	0.56	ug/kg	
156-60-5	trans-1,2-Dichloroethene	ND	2.5	0.52	ug/kg	
78-87-5	1,2-Dichloropropane	ND	2.5	0.52	ug/kg	
10061-01-5	cis-1,3-Dichloropropene	ND	2.5	0.28	ug/kg	
10061-02-6	trans-1,3-Dichloropropene	ND	2.5	0.33	ug/kg	
100-41-4	Ethylbenzene	ND	2.5	0.85	ug/kg	
591-78-6	2-Hexanone	ND	12	0.94	ug/kg	
1634-04-4	Methyl Tert Butyl Ether	ND	2.5	0.23	ug/kg	
108-10-1	4-Methyl-2-pentanone (MIBK)	ND	6.2	0.67	ug/kg	
75-09-2	Methylene chloride	1.1	2.5	0.66	ug/kg	J
100-42-5	Styrene	ND	6.2	0.21	ug/kg	
79-34-5	1,1,2,2-Tetrachloroethane	ND	2.5	0.49	ug/kg	
127-18-4	Tetrachloroethene	ND	2.5	0.39	ug/kg	
108-88-3	Toluene	ND	6.2	0.25	ug/kg	
71-55-6	1,1,1-Trichloroethane	ND	2.5	0.27	ug/kg	
79-00-5	1,1,2-Trichloroethane	ND	2.5	0.71	ug/kg	

ND = Not detected MDL = Method Detection Limit J = Indicates an estimated value
 RL = Reporting Limit B = Indicates analyte found in associated method blank
 E = Indicates value exceeds calibration range N = Indicates presumptive evidence of a compound

4.34
 4

Report of Analysis

Client Sample ID: VL1-1(0-1)-071614		Date Sampled: 07/16/14
Lab Sample ID: MC32206-12		Date Received: 07/18/14
Matrix: SO - Soil		Percent Solids: 78.5
Method: SW846 8260C		
Project: IDOT #062, FAP 343: IL Route 68, Bloomington Hills / East Dundee, IL		

VOA TCL List

CAS No.	Compound	Result	RL	MDL	Units	Q
79-01-6	Trichloroethene	ND	2.5	0.30	ug/kg	
75-01-4	Vinyl chloride	ND	2.5	1.1	ug/kg	
1330-20-7	Xylene (total)	ND	2.5	0.27	ug/kg	

CAS No.	Surrogate Recoveries	Run# 1	Run# 2	Limits
1868-53-7	Dibromofluoromethane	111%		70-130%
2037-26-5	Toluene-D8	103%		70-130%
460-00-4	4-Bromofluorobenzene	87%		70-130%

ND = Not detected MDL = Method Detection Limit
 RL = Reporting Limit
 E = Indicates value exceeds calibration range

J = Indicates an estimated value
 B = Indicates analyte found in associated method blank
 N = Indicates presumptive evidence of a compound

4.34
4

Report of Analysis

Client Sample ID:	VL1-1(0-1)-071614	Date Sampled:	07/16/14
Lab Sample ID:	MC32206-12	Date Received:	07/18/14
Matrix:	SO - Soil	Percent Solids:	78.5
Method:	SW846 8270D SW846 3546		
Project:	IDOT #062, FAP 343: IL Route 68, Bloomington Hills / East Dundee, IL		

Run #1	File ID	DF	Analyzed	By	Prep Date	Prep Batch	Analytical Batch
Run #1	X04018.D	1	07/29/14	WK	07/19/14	OP39033	MSX132
Run #2							

Run #1	Initial Weight	Final Volume
Run #1	20.3 g	1.0 ml
Run #2		

ABN TCL List

CAS No.	Compound	Result	RL	MDL	Units	Q
95-57-8	2-Chlorophenol	ND	310	14	ug/kg	
59-50-7	4-Chloro-3-methyl phenol	ND	630	16	ug/kg	
120-83-2	2,4-Dichlorophenol	ND	630	18	ug/kg	
105-67-9	2,4-Dimethylphenol	ND	630	100	ug/kg	
51-28-5	2,4-Dinitrophenol	ND	1300	160	ug/kg	
534-52-1	4,6-Dinitro-o-cresol	ND	630	79	ug/kg	
95-48-7	2-Methylphenol	ND	630	25	ug/kg	
106-44-5	4-Methylphenol	ND	630	32	ug/kg	
88-75-5	2-Nitrophenol	ND	630	17	ug/kg	
100-02-7	4-Nitrophenol	ND	1300	120	ug/kg	
87-86-5	Pentachlorophenol	ND	630	44	ug/kg	
108-95-2	Phenol	ND	310	18	ug/kg	
95-95-4	2,4,5-Trichlorophenol	ND	630	16	ug/kg	
88-06-2	2,4,6-Trichlorophenol	ND	630	15	ug/kg	
83-32-9	Acenaphthene	ND	130	17	ug/kg	
208-96-8	Acenaphthylene	ND	130	13	ug/kg	
120-12-7	Anthracene	ND	130	15	ug/kg	
56-55-3	Benzo(a)anthracene	ND	130	16	ug/kg	
50-32-8	Benzo(a)pyrene	ND	130	14	ug/kg	
205-99-2	Benzo(b)fluoranthene	ND	130	16	ug/kg	
191-24-2	Benzo(g,h,i)perylene	ND	130	13	ug/kg	
101-55-3	4-Bromophenyl phenyl ether	ND	310	16	ug/kg	
85-68-7	Butyl benzyl phthalate	ND	310	13	ug/kg	
91-58-7	2-Chloronaphthalene	ND	310	17	ug/kg	
106-47-8	4-Chloroaniline	ND	630	16	ug/kg	
86-74-8	Carbazole	ND	130	15	ug/kg	
218-01-9	Chrysene	ND	130	16	ug/kg	
111-91-1	bis(2-Chloroethoxy)methane	ND	310	15	ug/kg	
111-44-4	bis(2-Chloroethyl)ether	ND	310	19	ug/kg	
108-60-1	bis(2-Chloroisopropyl)ether	ND	310	23	ug/kg	
7005-72-3	4-Chlorophenyl phenyl ether	ND	310	19	ug/kg	
95-50-1	1,2-Dichlorobenzene	ND	310	16	ug/kg	

ND = Not detected MDL = Method Detection Limit

RL = Reporting Limit

E = Indicates value exceeds calibration range

J = Indicates an estimated value

B = Indicates analyte found in associated method blank

N = Indicates presumptive evidence of a compound

Report of Analysis

Client Sample ID:	VL1-1(0-1)-071614	Date Sampled:	07/16/14
Lab Sample ID:	MC32206-12	Date Received:	07/18/14
Matrix:	SO - Soil	Percent Solids:	78.5
Method:	SW846 8270D SW846 3546		
Project:	IDOT #062, FAP 343: IL Route 68, Bloomington Hills / East Dundee, IL		

ABN TCL List

CAS No.	Compound	Result	RL	MDL	Units	Q
541-73-1	1,3-Dichlorobenzene	ND	310	18	ug/kg	
106-46-7	1,4-Dichlorobenzene	ND	310	17	ug/kg	
121-14-2	2,4-Dinitrotoluene	ND	630	42	ug/kg	
606-20-2	2,6-Dinitrotoluene	ND	630	16	ug/kg	
91-94-1	3,3'-Dichlorobenzidine	ND	310	31	ug/kg	
53-70-3	Dibenzo(a,h)anthracene	ND	130	15	ug/kg	
132-64-9	Dibenzofuran	ND	130	17	ug/kg	
84-74-2	Di-n-butyl phthalate	ND	310	33	ug/kg	
117-84-0	Di-n-octyl phthalate	ND	310	9.8	ug/kg	
84-66-2	Diethyl phthalate	ND	310	16	ug/kg	
131-11-3	Dimethyl phthalate	ND	310	18	ug/kg	
117-81-7	bis(2-Ethylhexyl)phthalate	ND	310	12	ug/kg	
206-44-0	Fluoranthene	ND	130	17	ug/kg	
86-73-7	Fluorene	ND	130	17	ug/kg	
118-74-1	Hexachlorobenzene	ND	310	20	ug/kg	
87-68-3	Hexachlorobutadiene	ND	310	18	ug/kg	
77-47-4	Hexachlorocyclopentadiene	ND	630	160	ug/kg	
67-72-1	Hexachloroethane	ND	310	15	ug/kg	
193-39-5	Indeno(1,2,3-cd)pyrene	ND	130	14	ug/kg	
78-59-1	Isophorone	ND	310	14	ug/kg	
91-57-6	2-Methylnaphthalene	ND	130	16	ug/kg	
88-74-4	2-Nitroaniline	ND	630	16	ug/kg	
99-09-2	3-Nitroaniline	ND	630	34	ug/kg	
100-01-6	4-Nitroaniline	ND	630	16	ug/kg	
91-20-3	Naphthalene	ND	130	20	ug/kg	
98-95-3	Nitrobenzene	ND	310	17	ug/kg	
621-64-7	N-Nitroso-di-n-propylamine	ND	310	18	ug/kg	
86-30-6	N-Nitrosodiphenylamine	ND	310	19	ug/kg	
85-01-8	Phenanthrene	ND	130	17	ug/kg	
129-00-0	Pyrene	ND	130	15	ug/kg	
120-82-1	1,2,4-Trichlorobenzene	ND	310	17	ug/kg	

CAS No.	Surrogate Recoveries	Run# 1	Run# 2	Limits
367-12-4	2-Fluorophenol	30%		30-130%
4165-62-2	Phenol-d5	34%		30-130%
118-79-6	2,4,6-Tribromophenol	67%		30-130%
4165-60-0	Nitrobenzene-d5	30%		30-130%
321-60-8	2-Fluorobiphenyl	33%		30-130%
1718-51-0	Terphenyl-d14	85%		30-130%

ND = Not detected MDL = Method Detection Limit

RL = Reporting Limit

E = Indicates value exceeds calibration range

J = Indicates an estimated value

B = Indicates analyte found in associated method blank

N = Indicates presumptive evidence of a compound

Report of Analysis

Client Sample ID: VL1-1(0-1)-071614	Date Sampled: 07/16/14
Lab Sample ID: MC32206-12	Date Received: 07/18/14
Matrix: SO - Soil	Percent Solids: 78.5
Project: IDOT #062, FAP 343: IL Route 68, Bloomington Hills / East Dundee, IL	

Metals Analysis

Analyte	Result	RL	MDL	Units	DF	Prep	Analyzed By	Method	Prep Method
Antimony	0.12 U	1.1	0.12	mg/kg	1	07/21/14	07/22/14	EAL SW846 6010C ¹	SW846 3050B ⁴
Arsenic	9.0	1.1	0.21	mg/kg	1	07/21/14	07/22/14	EAL SW846 6010C ¹	SW846 3050B ⁴
Barium	114	5.3	0.057	mg/kg	1	07/21/14	07/22/14	EAL SW846 6010C ¹	SW846 3050B ⁴
Beryllium	0.93	0.42	0.023	mg/kg	1	07/21/14	07/22/14	EAL SW846 6010C ¹	SW846 3050B ⁴
Cadmium	0.21 B	0.42	0.025	mg/kg	1	07/21/14	07/22/14	EAL SW846 6010C ¹	SW846 3050B ⁴
Calcium	5630	530	0.61	mg/kg	1	07/21/14	07/22/14	EAL SW846 6010C ¹	SW846 3050B ⁴
Chromium	26.2	1.1	0.063	mg/kg	1	07/21/14	07/22/14	EAL SW846 6010C ¹	SW846 3050B ⁴
Cobalt	11.9	5.3	0.054	mg/kg	1	07/21/14	07/22/14	EAL SW846 6010C ¹	SW846 3050B ⁴
Copper	21.3	2.7	0.17	mg/kg	1	07/21/14	07/22/14	EAL SW846 6010C ¹	SW846 3050B ⁴
Iron	28500	110	6.7	mg/kg	10	07/21/14	07/23/14	EAL SW846 6010C ²	SW846 3050B ⁴
Lead	19.2	1.1	0.24	mg/kg	1	07/21/14	07/22/14	EAL SW846 6010C ¹	SW846 3050B ⁴
Magnesium	5790	530	4.4	mg/kg	1	07/21/14	07/22/14	EAL SW846 6010C ¹	SW846 3050B ⁴
Manganese	612	1.6	0.046	mg/kg	1	07/21/14	07/22/14	EAL SW846 6010C ¹	SW846 3050B ⁴
Mercury	0.037 B	0.040	0.014	mg/kg	1	07/24/14	07/24/14	SA SW846 7471B ³	SW846 7471B ⁵
Nickel	27.3	4.2	0.060	mg/kg	1	07/21/14	07/22/14	EAL SW846 6010C ¹	SW846 3050B ⁴
Potassium	2760	530	3.9	mg/kg	1	07/21/14	07/22/14	EAL SW846 6010C ¹	SW846 3050B ⁴
Selenium	0.26 U	1.1	0.26	mg/kg	1	07/21/14	07/22/14	EAL SW846 6010C ¹	SW846 3050B ⁴
Silver	0.11 B	0.53	0.046	mg/kg	1	07/21/14	07/22/14	EAL SW846 6010C ¹	SW846 3050B ⁴
Sodium	3040	530	2.0	mg/kg	1	07/21/14	07/22/14	EAL SW846 6010C ¹	SW846 3050B ⁴
Thallium	0.22 B	1.1	0.15	mg/kg	1	07/21/14	07/22/14	EAL SW846 6010C ¹	SW846 3050B ⁴
Vanadium	36.8	1.1	0.047	mg/kg	1	07/21/14	07/22/14	EAL SW846 6010C ¹	SW846 3050B ⁴
Zinc	64.5	2.1	0.27	mg/kg	1	07/21/14	07/22/14	EAL SW846 6010C ¹	SW846 3050B ⁴

(1) Instrument QC Batch: MA17378

(2) Instrument QC Batch: MA17382

(3) Instrument QC Batch: MA17383

(4) Prep QC Batch: MP23379

(5) Prep QC Batch: MP23394

RL = Reporting Limit
MDL = Method Detection Limit

U = Indicates a result < MDL
B = Indicates a result > = MDL but < RL

Report of Analysis

Client Sample ID: VL1-1(0-1)-071614		Date Sampled: 07/16/14
Lab Sample ID: MC32206-12		Date Received: 07/18/14
Matrix: SO - Soil		Percent Solids: 78.5
Project: IDOT #062, FAP 343: IL Route 68, Bloomington Hills / East Dundee, IL		

4.34
4

General Chemistry

Analyte	Result	RL	Units	DF	Analyzed	By	Method
Solids, Percent	78.5		%	1	07/21/14	KF	SM21 2540 B MOD.
pH	8.0		su	1	07/22/14	CF	SW846 9045D

RL = Reporting Limit

Report of Analysis

Client Sample ID: VL1-1(0-1)-071614	Date Sampled: 07/16/14
Lab Sample ID: MC32206-12A	Date Received: 07/18/14
Matrix: SO - Soil	Percent Solids: 78.5
Project: IDOT #062, FAP 343: IL Route 68, Bloomington Hills / East Dundee, IL	

Metals Analysis, TCLP Leachate SW846 1311

Analyte	Result	HW#	MCL	RL	MDL	Units	DF	Prep	Analyzed By	Method
Arsenic	0.0024 U	D004	5.0	0.010	0.0024	mg/l	1	07/29/14	07/30/14	EAL SW846 6010C ¹
Barium	0.34 B	D005	100	0.50	0.0020	mg/l	1	07/29/14	07/30/14	EAL SW846 6010C ¹
Beryllium	0.00018 U			0.0040	0.00018	mg/l	1	07/29/14	07/30/14	EAL SW846 6010C ¹
Cadmium	0.00070 B	D006	1.0	0.0040	0.00024	mg/l	1	07/29/14	07/30/14	EAL SW846 6010C ¹
Chromium	0.00073 U	D007	5.0	0.010	0.00073	mg/l	1	07/29/14	07/30/14	EAL SW846 6010C ¹
Cobalt	0.0063 B			0.050	0.00060	mg/l	1	07/29/14	07/30/14	EAL SW846 6010C ¹
Copper	0.0056 B			0.025	0.0036	mg/l	1	07/29/14	07/30/14	EAL SW846 6010C ¹
Iron	0.043 B			0.10	0.0074	mg/l	1	07/29/14	07/30/14	EAL SW846 6010C ¹
Lead	0.0067 B	D008	5.0	0.010	0.0019	mg/l	1	07/29/14	07/30/14	EAL SW846 6010C ¹
Manganese	2.9			0.015	0.00035	mg/l	1	07/29/14	07/30/14	EAL SW846 6010C ¹
Mercury	0.00010 U	D009	0.20	0.00020	0.00010	mg/l	1	07/29/14	07/30/14	SA SW846 7470A ²
Nickel	0.0086 B			0.040	0.00057	mg/l	1	07/29/14	07/30/14	EAL SW846 6010C ¹
Selenium	0.0027 U	D010	1.0	0.025	0.0027	mg/l	1	07/29/14	07/30/14	EAL SW846 6010C ¹
Silver	0.00096 U	D011	5.0	0.0050	0.00096	mg/l	1	07/29/14	07/30/14	EAL SW846 6010C ¹
Zinc	0.010 B			0.10	0.0042	mg/l	1	07/29/14	07/30/14	EAL SW846 6010C ¹

- (1) Instrument QC Batch: MA17393
- (2) Instrument QC Batch: MA17394
- (3) Prep QC Batch: MP23415
- (4) Prep QC Batch: MP23417

RL = Reporting Limit MDL = Method Detection Limit U = Indicates a result < MDL
MCL = Maximum Contamination Level (40 CFR 261.6/96) B = Indicates a result > = MDL but < RL

Report of Analysis

Client Sample ID: VL1-1(0-1)-071614		Date Sampled: 07/16/14
Lab Sample ID: MC32206-12B		Date Received: 07/18/14
Matrix: SO - Soil		Percent Solids: 78.5
Project: IDOT #062, FAP 343: IL Route 68, Bloomington Hills / East Dundee, IL		

Metals Analysis, SPLP Leachate SW846 1312

Analyte	Result	MCL	RL	MDL	Units	DF	Prep	Analyzed By	Method
Arsenic	0.073		0.010	0.0024	mg/l	1	07/25/14	07/28/14 EAL	SW846 6010C ²
Barium	1.1		0.50	0.0020	mg/l	1	07/25/14	07/28/14 EAL	SW846 6010C ²
Beryllium	0.011		0.0040	0.00018	mg/l	1	07/25/14	07/28/14 EAL	SW846 6010C ²
Cadmium	0.0016 B		0.0040	0.00024	mg/l	1	07/25/14	07/28/14 EAL	SW846 6010C ²
Chromium	0.30		0.010	0.00073	mg/l	1	07/25/14	07/28/14 EAL	SW846 6010C ²
Cobalt	0.068		0.050	0.00060	mg/l	1	07/25/14	07/28/14 EAL	SW846 6010C ²
Copper	0.24		0.025	0.0036	mg/l	1	07/25/14	07/28/14 EAL	SW846 6010C ²
Iron	291		0.50	0.037	mg/l	5	07/25/14	07/30/14 EAL	SW846 6010C ³
Lead	0.12		0.010	0.0019	mg/l	1	07/25/14	07/28/14 EAL	SW846 6010C ²
Manganese	1.7		0.015	0.00035	mg/l	1	07/25/14	07/28/14 EAL	SW846 6010C ²
Mercury	0.00044		0.00020	0.00010	mg/l	1	07/25/14	07/25/14 SA	SW846 7470A ¹
Nickel	0.26		0.040	0.00057	mg/l	1	07/25/14	07/28/14 EAL	SW846 6010C ²
Selenium	0.0047 B		0.025	0.0027	mg/l	1	07/25/14	07/28/14 EAL	SW846 6010C ²
Silver	0.00096 U		0.0050	0.00096	mg/l	1	07/25/14	07/28/14 EAL	SW846 6010C ²
Zinc	0.68		0.10	0.0042	mg/l	1	07/25/14	07/28/14 EAL	SW846 6010C ²

- (1) Instrument QC Batch: MA17385
- (2) Instrument QC Batch: MA17389
- (3) Instrument QC Batch: MA17393
- (4) Prep QC Batch: MP23405
- (5) Prep QC Batch: MP23406

RL = Reporting Limit MDL = Method Detection Limit U = Indicates a result < MDL
 MCL = Maximum Contamination Level (not available) B = Indicates a result > = MDL but < RL

