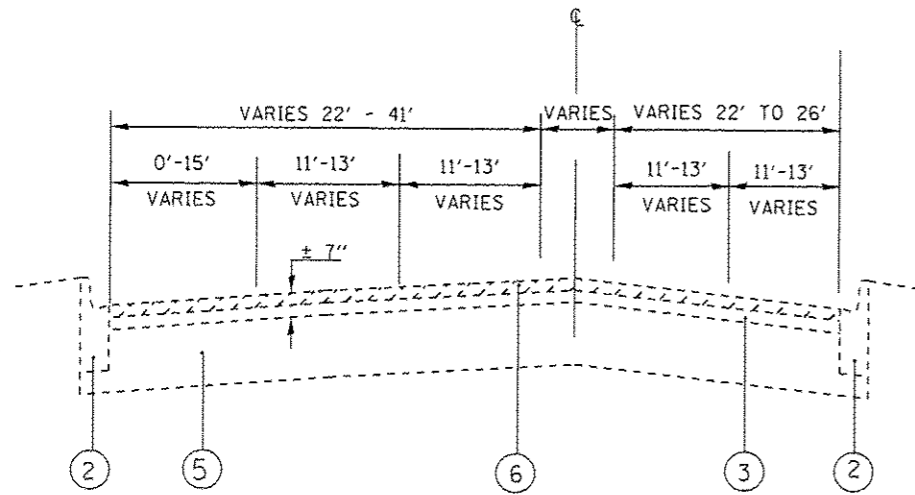
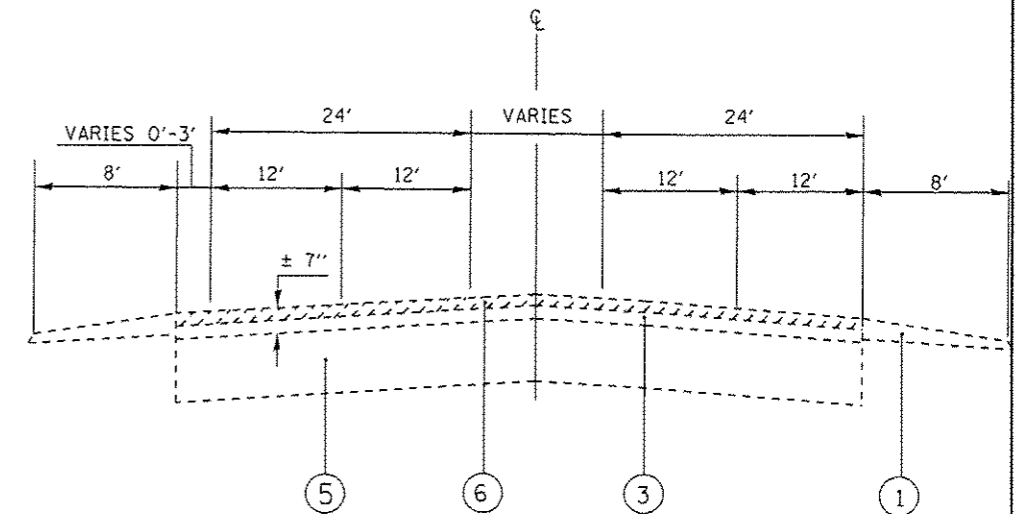


LEGEND

- ① EXIST. AGGREGATE SHOULDER
- ② EXIST. CURB AND GUTTER
- ③ EXIST. BITUMINOUS OVERLAY (±) 7"
- ④ EXIST. HMA PAVEMENT AFTER MILLING, ± 4 1/2" MIN.
- ⑤ EXIST. PCC BASE COURSE ± 9"-7"-9"
- ⑥ PROP. HMA SURFACE REMOVAL, 2 1/2 "
- ⑦ PROP. POLYMERIZED HOT-MIX ASPHALT SURFACE COURSE, STONE MATRIX ASPHALT, N80, 1 3/4 "
- ⑧ PROP. POLYMERIZED LEVELING BINDER (MM), IL-4.75, N50, 3/4 "
- ⑨ PROP. AGGREGATE WEDGE SHOULDER, TYPE B
- ⑩ PROP. SHAPING AND GRADING SHOULDERS



EXISTING TYPICAL SECTION
 IL 21 / US 45 (MILWAUKEE AVE)
 STA 34+15 TO STA 79+40
 STA 115+05 TO STA 131+83
 STA 163+65 TO STA 166+70
 STA 173+00 TO STA 296+61



EXISTING TYPICAL SECTION
 IL 21 / US 45 (MILWAUKEE AVE)
 STA 89+69 TO STA 115+05
 STA 131+68 TO STA 143+00

HMA MIXTURE REQUIREMENTS

MIXTURE TYPE		QUALITY MANAGEMENT PROGRAM (QMP)
PAVEMENT AND SHOULDERS	AIR VOIDS @ NDES	
POLYMERIZED HOT-MIX ASPHALT SURFACE COURSE, STONE MATRIX ASPHALT, N80 (IL 9.5 mm)	3.5% @ 80 GYR	PPF
POLYMERIZED LEVELING BINDER, (MM), IL 4.75, N50	3.5% @ 50 GYR	PPF
PATCHING		
CLASS D PATCHES (HMA BINDER IL-19 mm)	4% @ 70 GYR	QCP
DRIVEWAY		
HMA SURFACE COURSE, MIX "D", N50, (IL 9.5mm) 2"	4% @ 50 GYR	Qc/Qa
HMA BASE COURSE, (HMA BINDER IL 19mm) 8"	4% @ 50 GYR	Qc/Qa
QMP DESIGNATION: QUALITY CONTROL/QUALITY ASSURANCE (QC/QA); QUALITY CONTROL FOR PERFORMANCE (QCP). PAY FOR PERFORMANCE (PPF)		

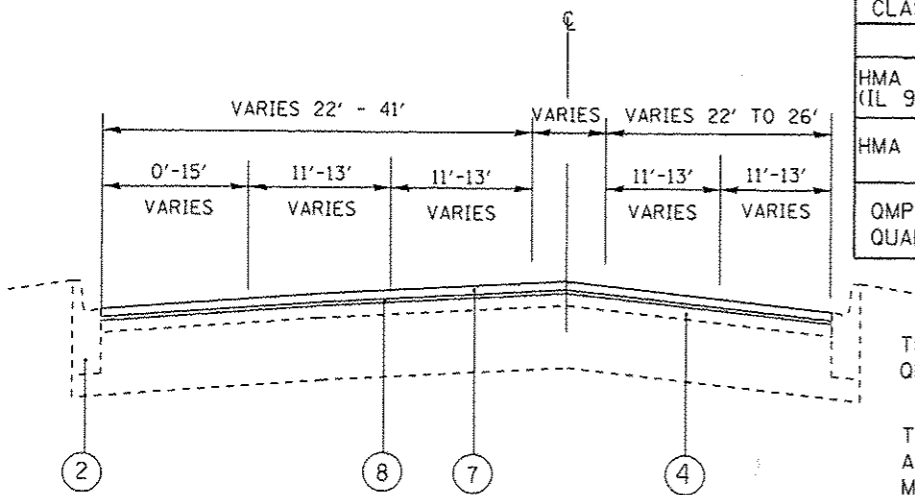
THE UNIT WEIGHT USED TO CALCULATE ALL HOT-MIX ASPHALT SURFACE MIXTURE QUANTITIES IS 112 LBS/SOYD/IN.

THE "AC TYPE" FOR POLYMERIZED HMA MIXES SHALL BE "SBS/SBR PG 76 -22" AND FOR NON-POLYMERIZED HMA THE "AC TYPE" SHALL BE "PG 64 -22" UNLESS MODIFIED BY DISTRICT ONE SPECIAL PROVISIONS. FOR USE OF RECYCLED MATERIALS SEE SPECIAL PROVISIONS.

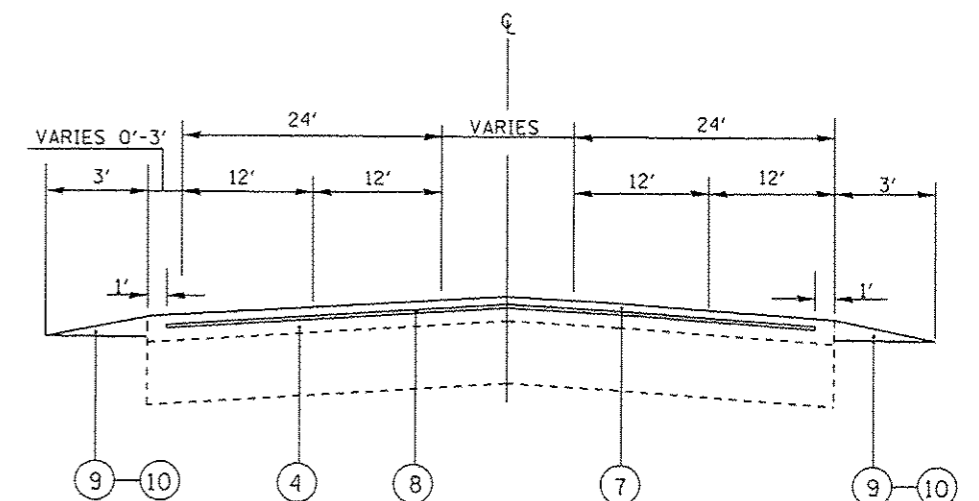
FOR USE OF RECYCLED MATERIALS SEE SPECIAL PROVISIONS.

QUALITY MANAGEMENT PROGRAM (QMP) IDENTIFIES THE PARTICULAR QUANTITY CONTROL SPECIFICATION THAT APPLIES TO THE HMA MIXTURE.

NOTE:
CONTRACTOR SHALL MILL FIRST BEFORE PATCHING



PROPOSED TYPICAL SECTION
 IL 21 / US 45 (MILWAUKEE AVE)
 STA 34+15 TO STA 79+40
 STA 115+05 TO STA 131+83
 STA 163+65 TO STA 166+70
 STA 173+00 TO STA 296+61



PROPOSED TYPICAL SECTION
 IL 21 / US 45 (MILWAUKEE AVE)
 STA 89+69 TO STA 115+05
 STA 131+68 TO STA 143+00

Rev. 9-15-14