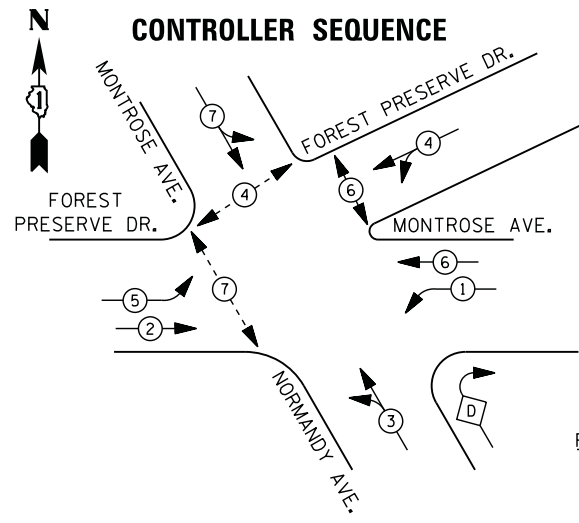
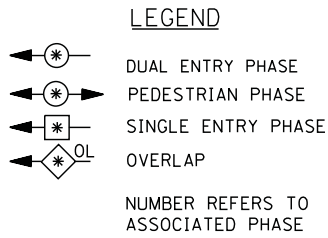




FILE NAME = M:\p\03\1481\2103 PTB 168-011 SINGH IDOT VAR-VAR\WD14-002 South Cook Co. LED-16 Design\CAD\Sheet Files\5095.CAB.COOK.dgn



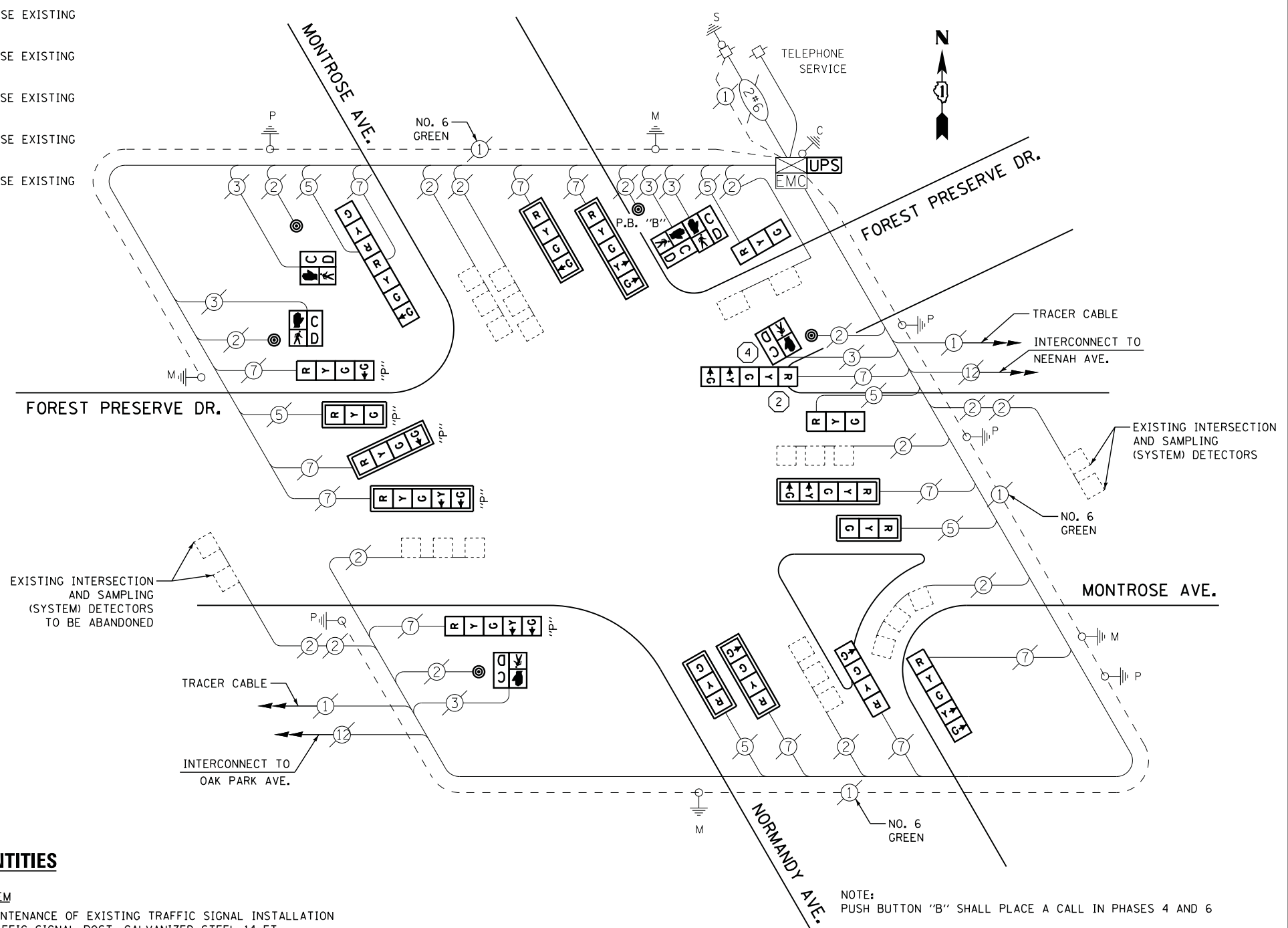
**PHASE DESIGNATION DIAGRAM**



- ① REPLACE 10 FT. PAINTED POST. RE-USE EXISTING  
TYPE A CONCRETE FOUNDATION.
- ② REPLACE 14 FT. PAINTED POST. RE-USE EXISTING  
TYPE A CONCRETE FOUNDATION.
- ③ REPLACE 15 FT. PAINTED POST. RE-USE EXISTING  
TYPE A CONCRETE FOUNDATION.
- ④ REPLACE 16 FT. PAINTED POST. RE-USE EXISTING  
TYPE A CONCRETE FOUNDATION.
- ⑤ REPLACE 18 FT. PAINTED POST. RE-USE EXISTING  
TYPE A CONCRETE FOUNDATION.

**RIGHT TURN OVERLAP PHASE DESIGNATION**

OVERLAP LETTER	PERMISSIVE PHASE	PROTECTED PHASE
D	= 3	+ 1



**CABLE PLAN**

NOTE: PUSH BUTTON "B" SHALL PLACE A CALL IN PHASES 4 AND 6

UPS SHALL BE INSTALLED ON LEFT SIDE OF CONTROLLER CABINET DUE TO PHYSICAL CONSTRAINT, OR AS DIRECTED BY THE ENGINEER

**REMOVAL OF EXISTING TRAFFIC SIGNAL EQUIPMENT**

THE FOLLOWING ITEMS SHALL BE REMOVED BY THE CONTRACTOR AND SHALL BE DISPOSED OF BY THEM OUTSIDE THE RIGHT-OF-WAY AT THEIR EXPENSE. THE SALVAGE VALUE OF THE REMOVED EQUIPMENT SHALL BE REFLECTED IN THE CONTRACT BID PRICE.

4	EACH	SIGNAL HEAD, 3 - SECTION
3	EACH	SIGNAL HEAD, 4 - SECTION
4	EACH	SIGNAL HEAD, 5 - SECTION
1	EACH	OPTICALLY PROGRAMMED SIGNAL HEAD, 3 - SECTION
2	EACH	OPTICALLY PROGRAMMED SIGNAL HEAD, 4 - SECTION
2	EACH	OPTICALLY PROGRAMMED SIGNAL HEAD, 5 - SECTION
1	EACH	SIGNAL HEAD, 2 - FACE, 1-3 SECTION, 1-4 SECTION
9	EACH	TRAFFIC SIGNAL BACKPLATE
2	EACH	SIGNAL POST
6	EACH	PEDESTRIAN SIGNAL HEAD
5	EACH	PEDESTRIAN PUSH-BUTTON

**SCHEDULE OF QUANTITIES**

QUANTITY	UNIT	ITEM
1	EACH	MAINTENANCE OF EXISTING TRAFFIC SIGNAL INSTALLATION
1	EACH	TRAFFIC SIGNAL POST, GALVANIZED STEEL 14 FT.
1	EACH	TRAFFIC SIGNAL POST, GALVANIZED STEEL 16 FT.
2	EACH	SIGNAL HEAD, LED, 1-FACE, 3-SECTION, MAST-ARM MOUNTED
2	EACH	SIGNAL HEAD, LED, 1-FACE, 3-SECTION, BRACKET MOUNTED
1	EACH	SIGNAL HEAD, LED, 1-FACE, 4-SECTION, BRACKET MOUNTED
2	EACH	SIGNAL HEAD, LED, 1-FACE, 4-SECTION, MAST ARM MOUNTED
2	EACH	SIGNAL HEAD, LED, 1-FACE, 5-SECTION, BRACKET MOUNTED
2	EACH	SIGNAL HEAD, LED, 1-FACE, 5-SECTION, MAST-ARM MOUNTED
1	EACH	SIGNAL HEAD, LED, 2-FACE, 1-3 SECTION, 1-4 SECTION, BRACKET MOUNTED
1	EACH	OPTICALLY PROGRAMMED SIGNAL HEAD, LED, 1-FACE, 3-SECTION, MAST ARM MOUNTED
1	EACH	OPTICALLY PROGRAMMED SIGNAL HEAD, LED, 1-FACE, 4-SECTION, BRACKET MOUNTED
1	EACH	OPTICALLY PROGRAMMED SIGNAL HEAD, LED, 1-FACE, 4-SECTION, MAST ARM MOUNTED
1	EACH	OPTICALLY PROGRAMMED SIGNAL HEAD, LED, 1-FACE, 5-SECTION, BRACKET MOUNTED
1	EACH	OPTICALLY PROGRAMMED SIGNAL HEAD, LED, 1-FACE, 5-SECTION, MAST ARM MOUNTED
4	EACH	PEDESTRIAN SIGNAL HEAD, LED, 1-FACE, BRACKET MOUNTED WITH COUNTDOWN TIMER
1	EACH	PEDESTRIAN SIGNAL HEAD, LED, 2-FACE, BRACKET MOUNTED WITH COUNTDOWN TIMER
9	EACH	TRAFFIC SIGNAL BACKPLATE, LOUVERED, ALUMINUM
1	EACH	MODIFY EXISTING CONTROLLER CABINET
1	EACH	REMOVE EXISTING TRAFFIC SIGNAL EQUIPMENT
1	EACH	REMOVE AND REPLACE ANCHOR BOLTS
1	EACH	UNINTERRUPTABLE POWER SUPPLY, SPECIAL
5	EACH	PEDESTRIAN PUSH-BUTTON, NON-LATCHING

I. D. O. T.  
TRAFFIC SIGNAL INSTALLATION  
ELECTRICAL SERVICE REQUIREMENTS

TYPE	NO. LAMPS	WATTAGE		% OPERATIONS	TOTAL WATTAGE
		INCAND.	LED		
SIGNAL (RED)	18	135	17	0.50	153
(YELLOW)	18	135	25	0.25	113
(GREEN)	24	135	15	0.25	90
ARROW	12	135	12	0.10	15
PED. SIGNAL	6	90	25	1.00	150
CONTROLLER	1	100	100	1.00	100
ILLUM. SIGN		252	25	0.05	
VIDEO SYSTEM		150	-	1.00	
FLASHER LED					
TOTAL =					621

ENERGY COSTS- BILLED TO: IDOT DISTRICT 1  
201 WEST CENTER COURT  
SCHAUMBURG, IL 60196-1096

ENERGY SUPPLY - CONTACT JOE LEUNG  
PHONE 773-509-3288  
COMMONWEALTH EDISON

USER NAME = .USERNAME.	DESIGNED - DW	REVISED -
	DRAWN - CC	REVISED -
PLOT SCALE = 20.000' / in.	CHECKED - JDH	REVISED -
PLOT DATE = 7/9/2014	DATE -	REVISED -

STATE OF ILLINOIS  
DEPARTMENT OF TRANSPORTATION

FOREST PRESERVE DRIVE AT MONTROSE AVENUE  
SCHEDULE OF QUANTITIES, CABLE PLAN, AND PHASE DESIGNATION DIAGRAM

SCALE: N.T.S. SHEET NO. OF SHEETS STA. TO STA.

F.A. RTE.	SECTION	COUNTY	TOTAL SHEETS	SHEET NO.
	2014-043TS	COOK	61	42
CONTRACT NO. 60Y41				

ILLINOIS

TS #5095  
CHICAGO