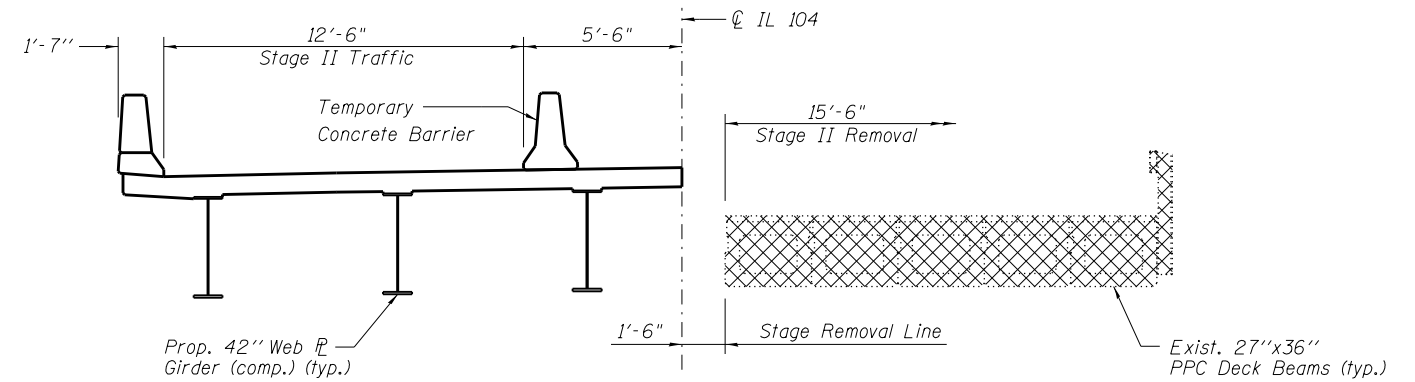
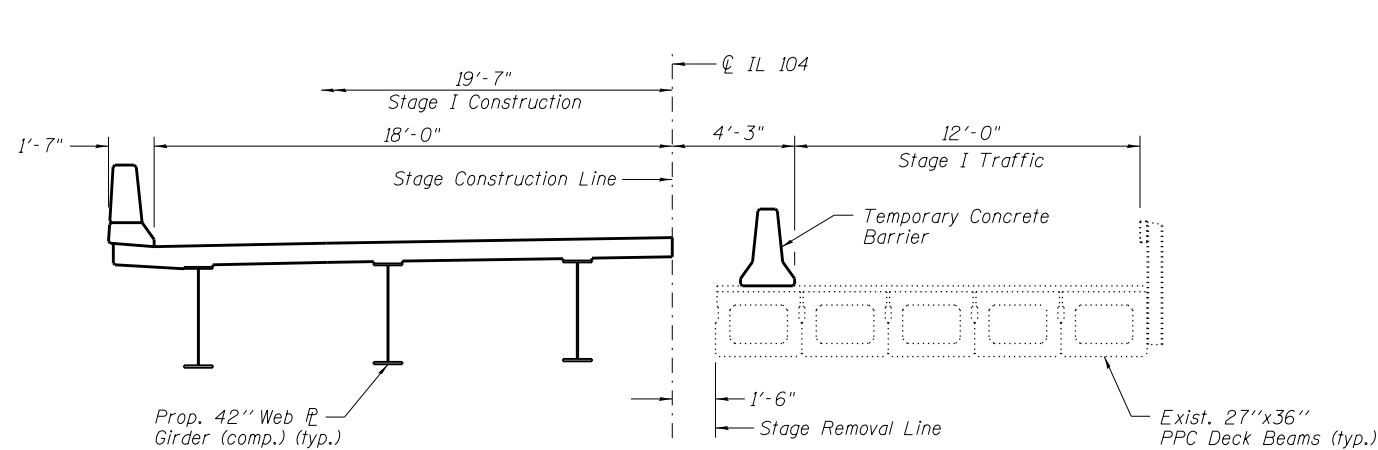


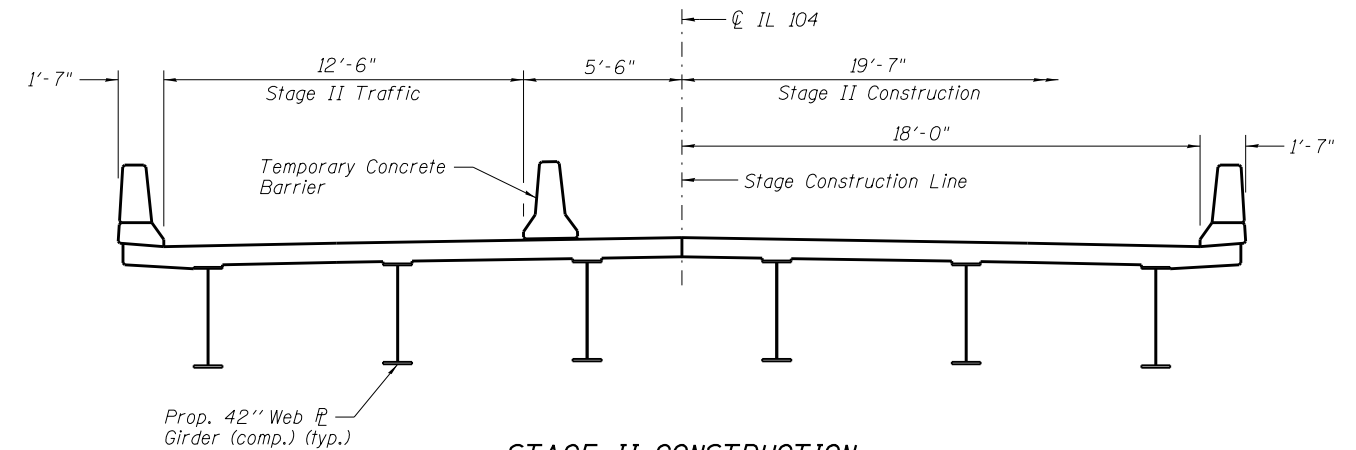
**STAGE I REMOVAL**  
(Looking East)



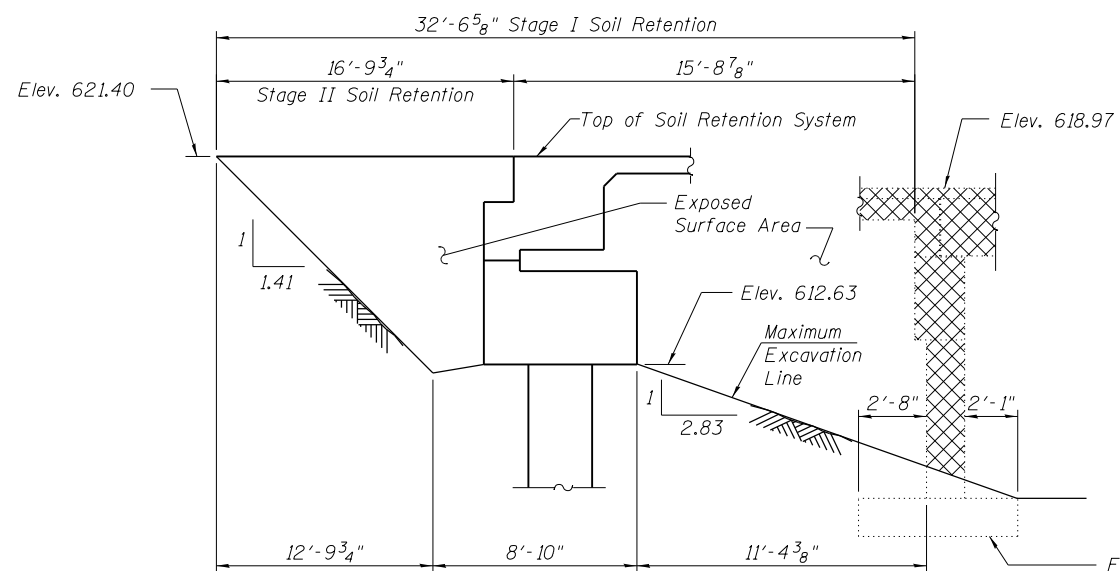
**STAGE II REMOVAL**  
(Looking East)



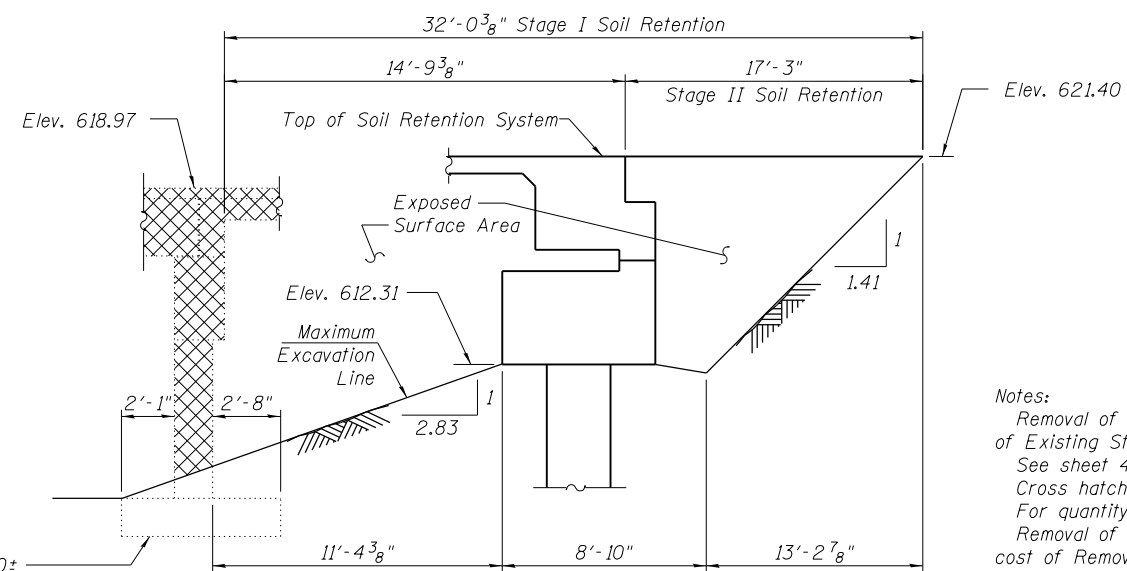
**STAGE I CONSTRUCTION**  
(Looking East)



**STAGE II CONSTRUCTION**  
(Looking East)



**TEMPORARY SOIL RETENTION AT WEST ABUTMENT**  
(Dimensions measured along Stage Construction Line)



**TEMPORARY SOIL RETENTION AT EAST ABUTMENT**  
(Dimensions measured along Stage Construction Line)

Notes:  
 Removal of existing railing and overlay is included with Removal of Existing Structures.  
 See sheet 4 of 19 for Temporary Concrete Barrier Details.  
 Cross hatched area indicates Removal of Existing Structures.  
 For quantity of Temporary Concrete Barrier, see Roadway Plans.  
 Removal of existing railing and wearing surface is included in the cost of Removal of Existing Structures.  
 A cantilevered sheet piling design does not appear feasible and additional members or other retention systems may be necessary.  
 The Contractor shall submit a temporary soil retention system design including plan details and calculations for review and acceptance by the Engineer.

|              |               |           |
|--------------|---------------|-----------|
| USER NAME =  | DESIGNED - HP | REVISED - |
| FILE NAME =  | CHECKED - MTH | REVISED - |
| PLOT SCALE = | DRAWN - AJF   | REVISED - |
| PLOT DATE =  | CHECKED - MTH | REVISED - |

| F.A.P. RTE.        | SECTION | COUNTY | TOTAL SHEETS | SHEET NO. |
|--------------------|---------|--------|--------------|-----------|
| 745                | 108B-3  | PIKE   | 69           | 38        |
| CONTRACT NO. 72B61 |         |        |              |           |