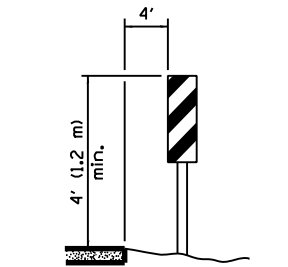


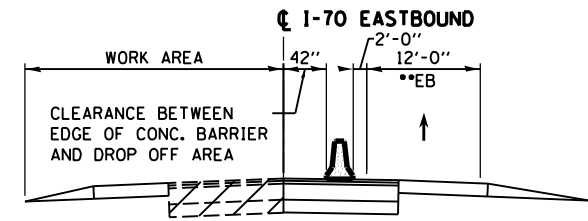
LEGEND	
	WORK AREA
	IMPACT ATTENUATOR, TEMPORARY (NON-REDIRECTIVE) TEST LEVEL 3
	DIRECTION OF TRAVEL/LANE MAINTAINED
	BARRICADES OR DRUMS
	VERTICAL PANELS
	TEMPORARY CONCRETE BARRIER
	TEMPORARY PAVEMENT MARKING

NOTES:

1. REFER TO STANDARD 701400 FOR SIGNING AND MARKING OF APPROACH TO LANE CLOSURE
2. REFER TO STANDARD 701402 FOR SIGNING AND MARKING OF LANE CLOSURE
3. WHERE POSTS FOR VERTICAL PANELS WOULD FALL WITHIN EXISTING HMA SHOULDER, USE BARRICADE OR DRUMS
4. REFER TO SPECIAL PROVISIONS FOR WORK INCLUDED IN THIS STAGE

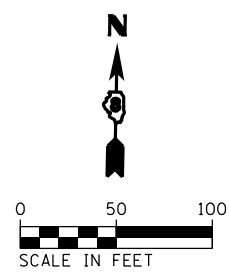
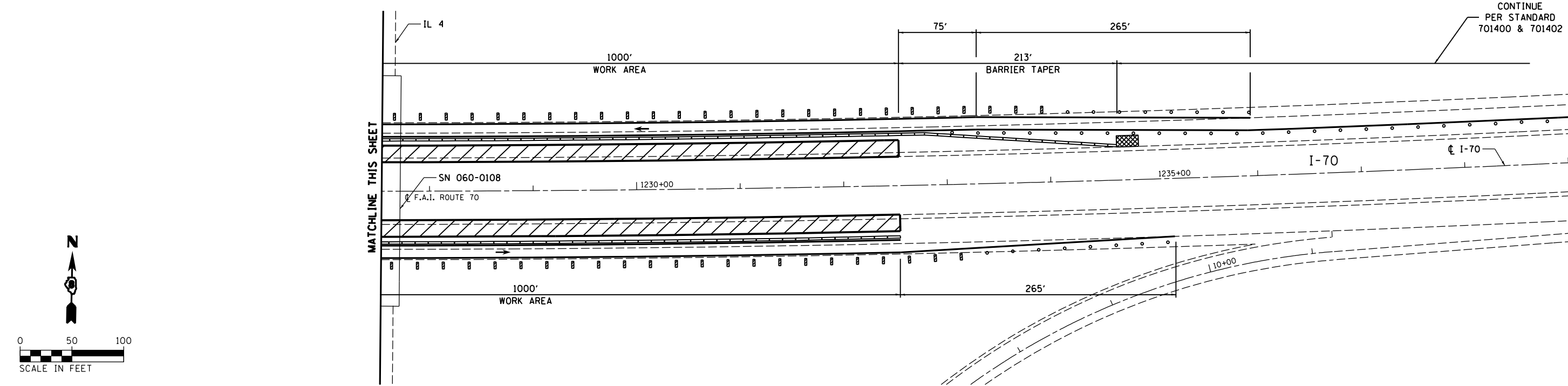
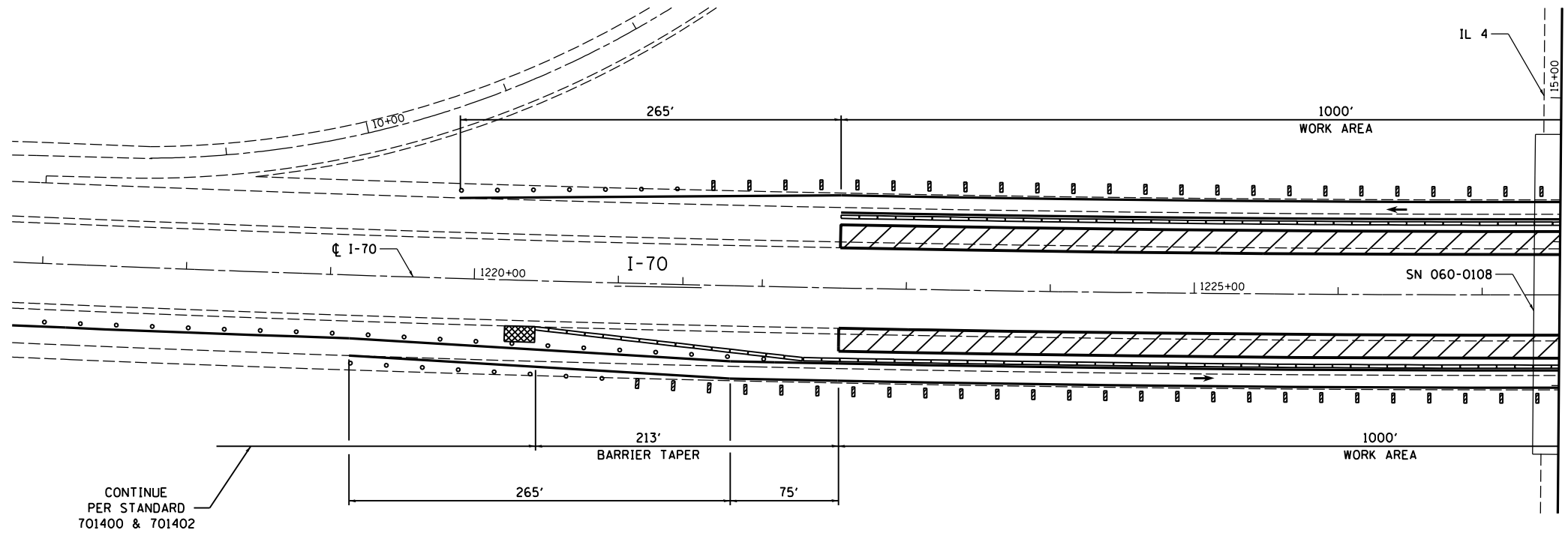


VERTICAL PANELS
(Post mounted, 25' O.C.)



•• LANES SHIFTED AS SHOWN IN STAGING PLANS

SECTION - I-70 EASTBOUND
SECTION APPLIES TO I-70 WESTBOUND



FILE NAME =	USER NAME = hoffmanj	DESIGNED - TN	REVISED -	STATE OF ILLINOIS DEPARTMENT OF TRANSPORTATION	TRAFFIC CONTROL AND PROTECTION SPECIAL I-70 UNDER IL 4 - STAGE 3	F.A.I. RTE. =	SECTION	COUNTY	TOTAL SHEETS	SHEET NO.
CH2MHILL®	60-(11,12) RS-3	MADISON	242			101				
PLOT SCALE = 100.0000' / 1" =	CHECKED - GL	REVISED -	DRAWING NO. CONTRACT NO. 76F13							
PLOT DATE = 6/27/2014	DATE - 4/18/2014	REVISED -	ILLINOIS FED. AID PROJECT							
					SCALE:	SHEET NO. 8 OF 24 SHEETS	STA.	TO STA.		