

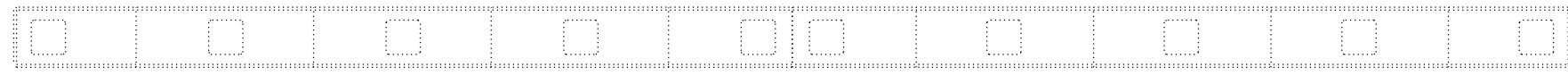
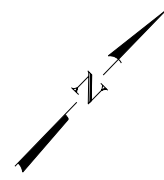
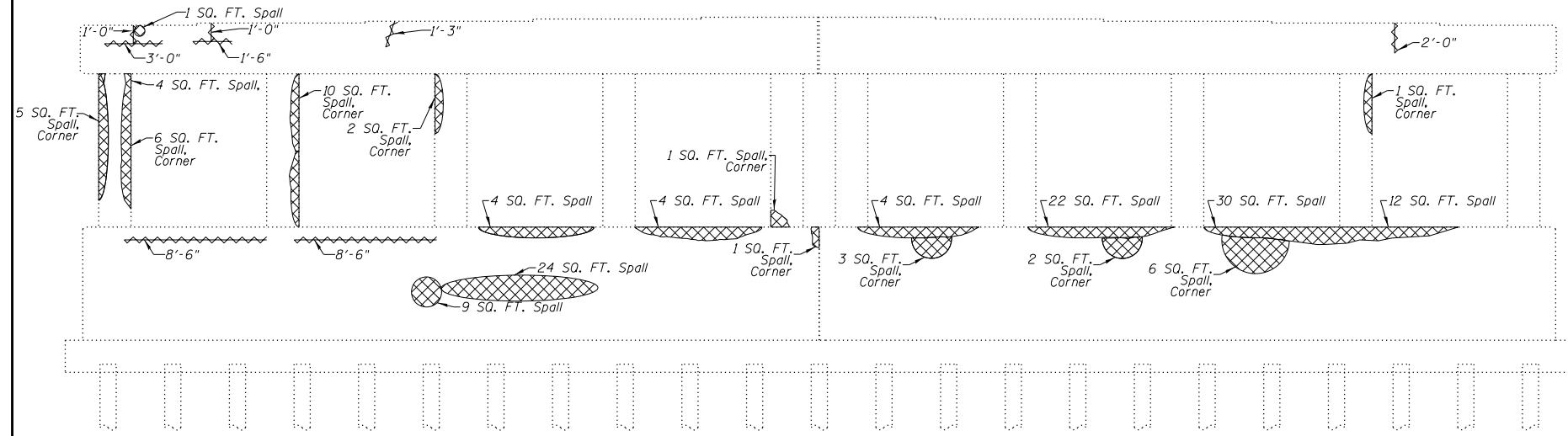


LEGEND

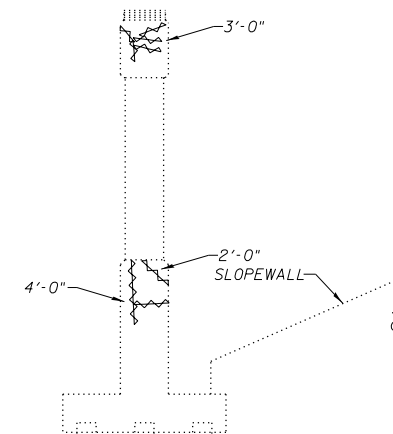
-  = HAIRLINE CRACK*
-  = SPALLING
- S.F. = SQUARE FEET
- L.F. = LINEAL FEET



PLAN



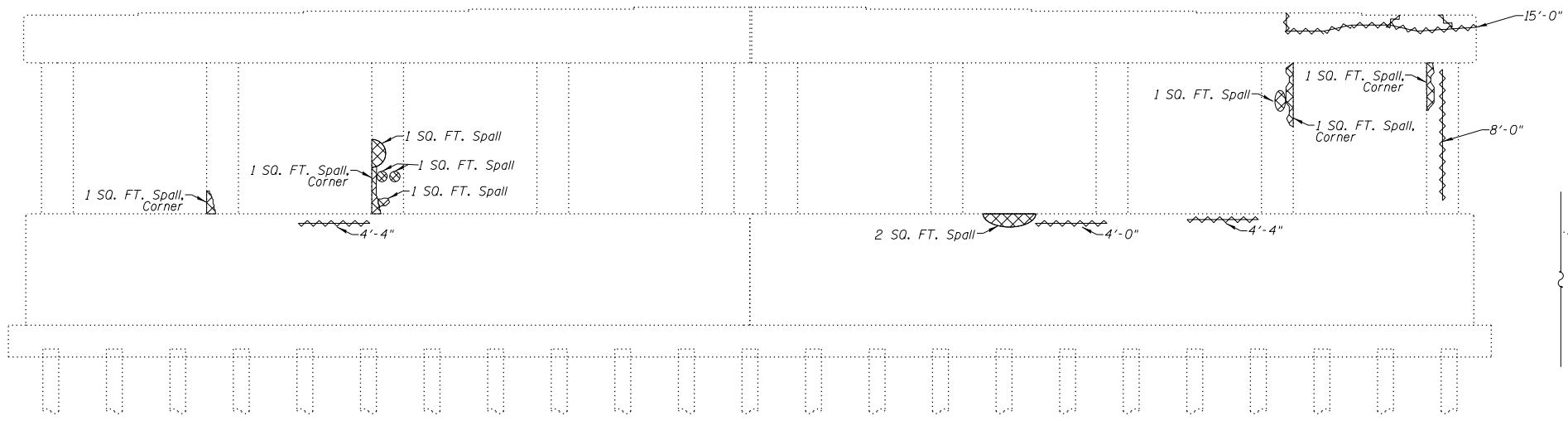
ELEVATION
(Looking Northwest)



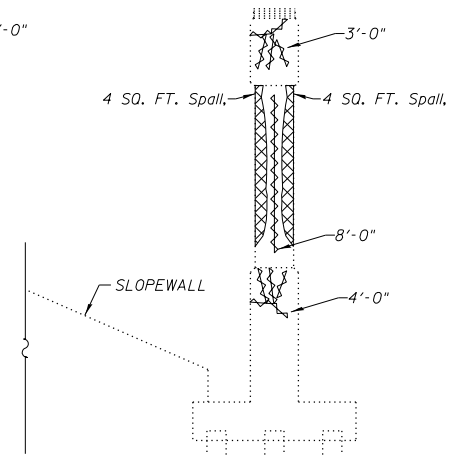
END VIEW
(E. END)

*Hairline cracks shown for information only. No Repairs proposed.

Note: Crack Widths are $\frac{1}{8}'' \pm \frac{1}{16}''$ Unless noted otherwise



ELEVATION
(Looking Southeast)



END VIEW
(W. END)

BILL OF MATERIAL

Item	Unit	Quantity
Structural Repair of Concrete (Depth Equal to or less than 5")	Sq Ft	169

BENTON & ASSOCIATES, INC.
QUIGG ENGINEERING, INC.

FILE NAME 0600104-76G10-024-Pier 1.dgn	USER NAME =	DESIGNED - DRB	REVISED
		CHECKED - MBH	REVISED
	PLOT SCALE =	DRAWN - SDM	REVISED
	PLOT DATE =	CHECKED - JK	REVISED

STATE OF ILLINOIS
DEPARTMENT OF TRANSPORTATION

PIER 1
STRUCTURE NO. 060-0104

SHEET NO. 24 OF 29 SHEETS

F.A.I. RTE.	SECTION	COUNTY	TOTAL SHEETS	SHEET NO.
55	60-2HB-2	MADISON	52	42
CONTRACT NO. 76G10				
ILLINOIS FED. AID PROJECT				