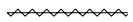

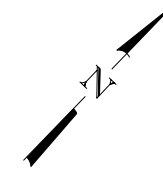


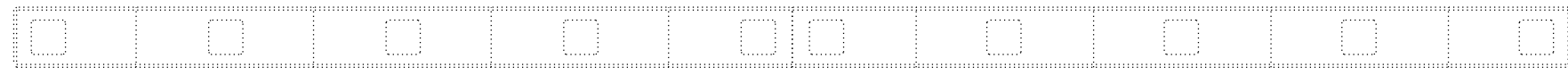
LEGEND

-  = HAIRLINE CRACK*
-  = SPALLING
- S.F. = SQUARE FEET
- L.F. = LINEAL FEET

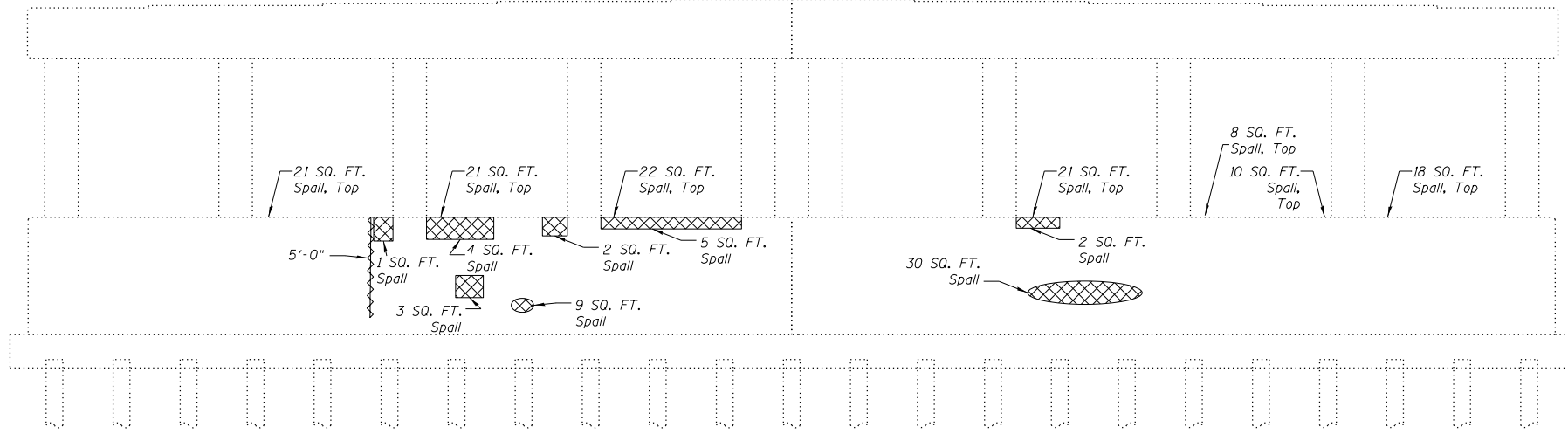


*Hairline cracks shown for information only. No Repairs proposed.

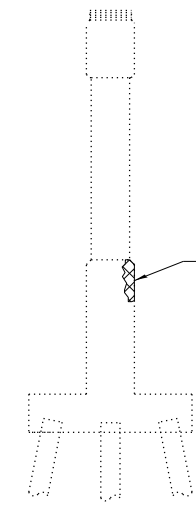
Note: Crack Widths are $\frac{1}{8}'' \pm \frac{1}{16}''$ Unless noted otherwise



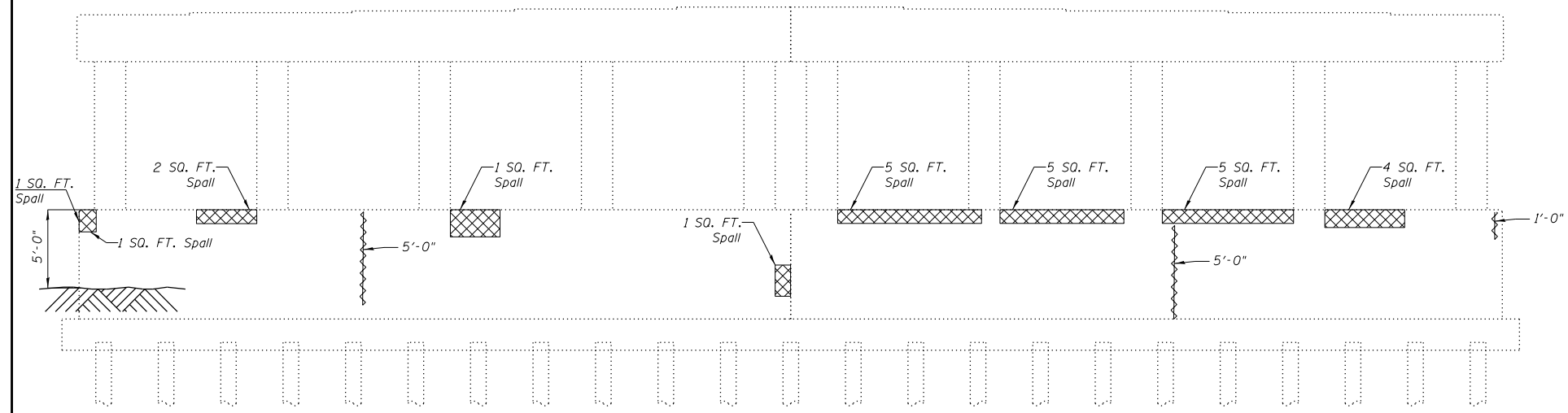
PLAN



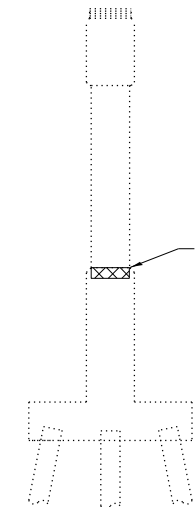
ELEVATION
(Looking Northwest)



END VIEW
(E. END)



ELEVATION
(Looking Southeast)



END VIEW
(W. End)

BILL OF MATERIAL

Item	Unit	Quantity
Structural Repair of Concrete (Depth Equal to or less than 5")	Sq Ft	204

BENTON & ASSOCIATES, INC.
QUIGG ENGINEERING, INC.

FILE NAME 0600104-76G10-025-Pier 2.dgn	USER NAME =	DESIGNED - DRB	REVISED
		CHECKED - MBH	REVISED
	PLOT SCALE =	DRAWN - SDM	REVISED
	PLOT DATE =	CHECKED - JK	REVISED

STATE OF ILLINOIS
DEPARTMENT OF TRANSPORTATION

PIER 2
STRUCTURE NO. 060-0104

SHEET NO. 25 OF 29 SHEETS

F.A.I. RTE.	SECTION	COUNTY	TOTAL SHEETS	SHEET NO.
55	60-2HB-2	MADISON	52	43
			CONTRACT NO. 76G10	
ILLINOIS FED. AID PROJECT				