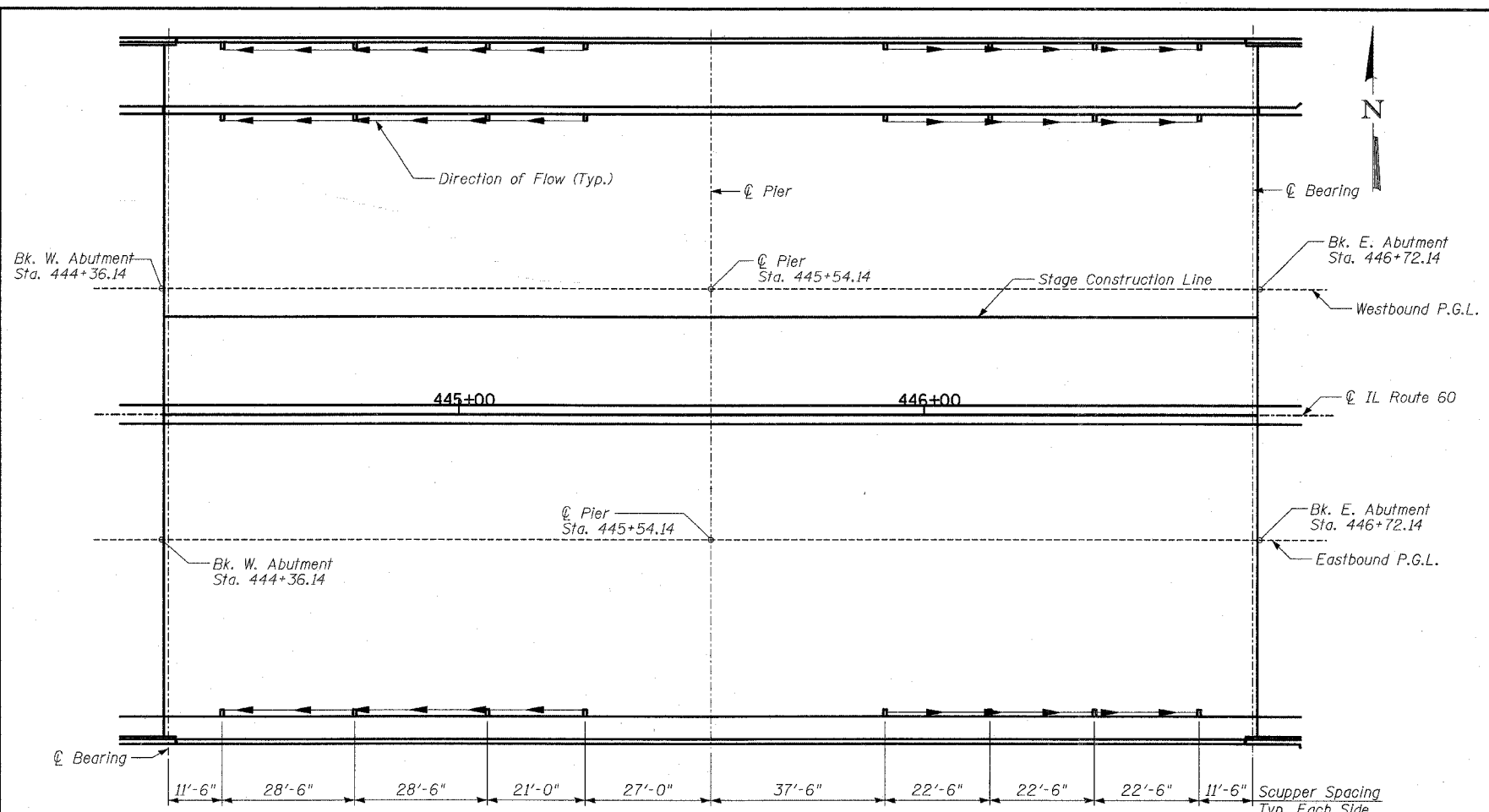
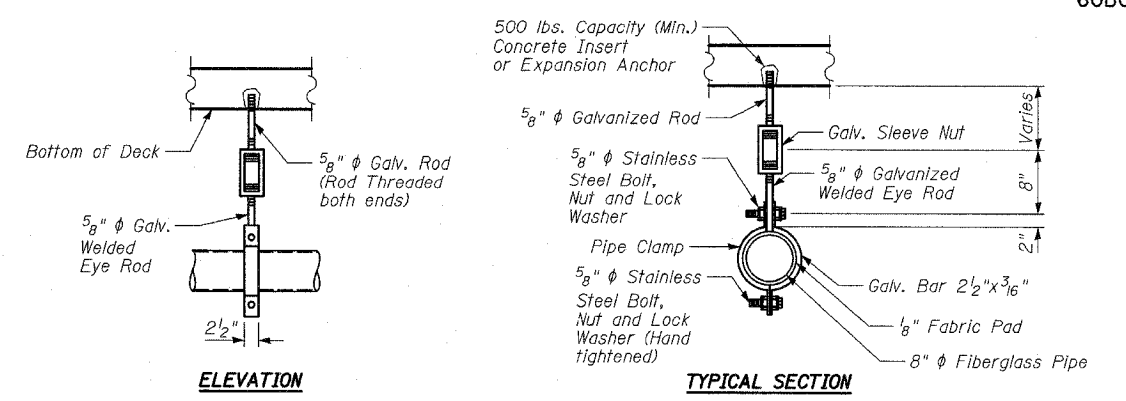


F.A.P. RTE.	SECTION	COUNTY	TOTAL SHEETS	SHEET NO.
335	119R-2	LAKE	439	283
STA. 432+83.12		TO STA. 470+56.84		
FED. ROAD DIST. NO.		ILLINOIS FED. AID PROJECT		

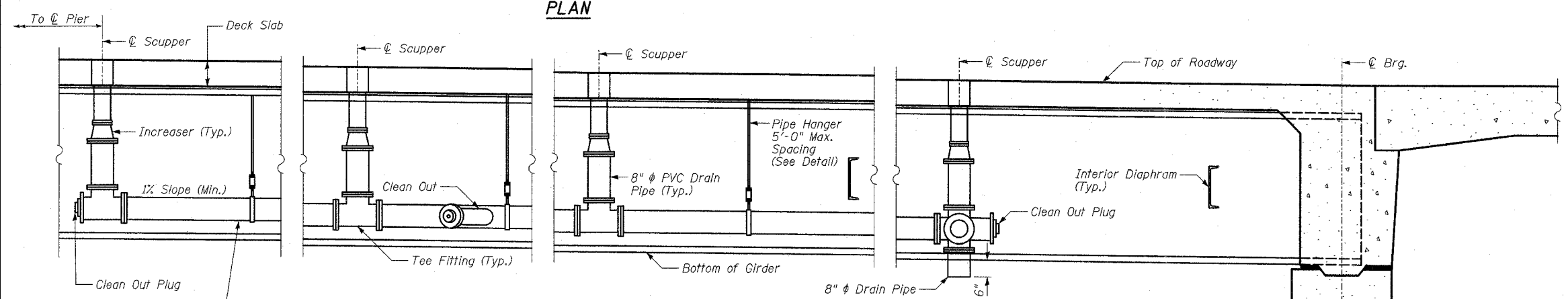
60B01



PLAN



PIPE HANGER DETAIL



DECK DRAINAGE SYSTEM

BILL OF MATERIAL

ITEM	UNIT	TOTAL
PVC Drain Pipe (8 in.)	Foot	454

NOTES

- All Drain Pipes and Fittings shall be PVC Schedule 80 conforming to ASTM Standards D1785, D2464 or D2467. The pipe system shall be painted, top coat color shall be light gray for the interior piping and for the pipes outside the north fascia beam Interstate Green, Munsell No. 7.5G 4/8.
- All Pipe Hangers, Supports and Hardware shall be hot-dipped galvanized in accordance with AASHTO M232 (ASTM A153). All bolts, nuts and washers shall be stainless steel.
- Pipe hangers shall be provided on all horizontal pipes at each tee, elbow or change in direction and at intermediate points as specified by the manufacturer, but not to exceed 5'-0" on centers. Pipe hangers shall have a load capacity of not less than 500 lbs.

TYLIN INTERNATIONAL

REVISIONS	
NAME	DATE

SHEET S-36 OF S-53

ILLINOIS DEPARTMENT OF TRANSPORTATION  
**DRAINAGE SYSTEM**  
 ILLINOIS 60 OVER I-94  
 F.A.P. RTE. 335 SECTION 119R-2  
 LAKE COUNTY STA. 445+54.14  
 S.N. 049-2012 ISTHA BRIDGE NO. 407  
 DESIGNED BY: SNB  
 DRAWN BY: SNB  
 SCALE:  
 DATE: MAY 8, 2007  
 CHECKED BY: SP

P:\60245811\601\structure\119R\60B01.dwg 04/30/04 PM 05/03/2007