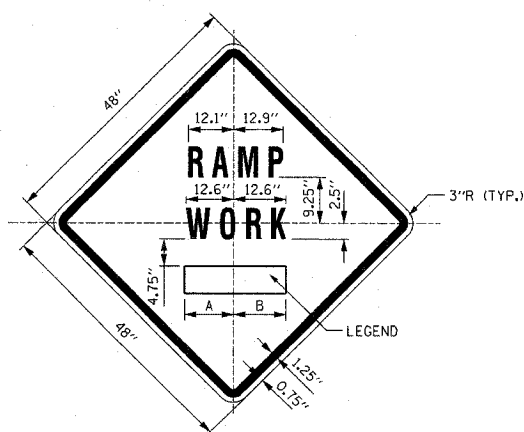


**SIGN TS-1**

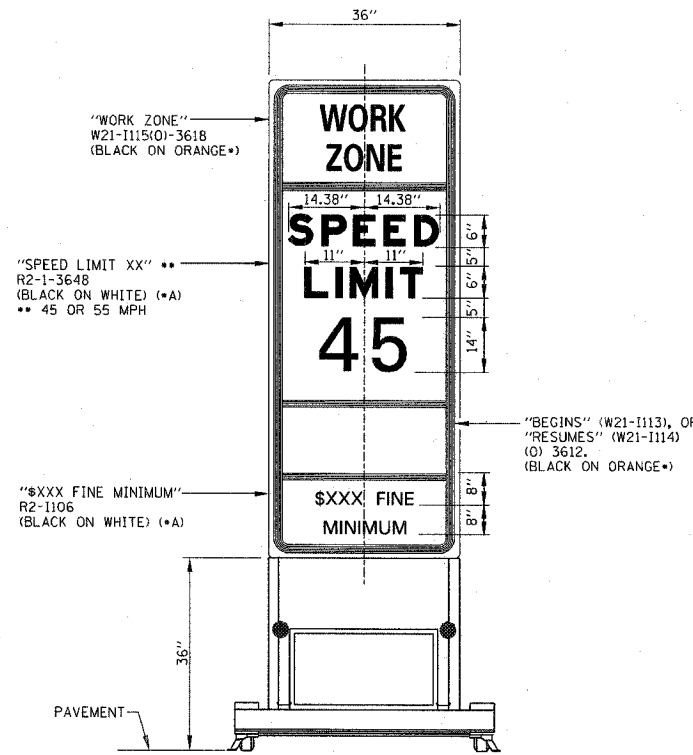
COLOR: BACKGROUND - •  
BORDER AND SYMBOL - BLACK  
SIZE: 48"x48"  
MOUNTING HOLES: SAME AS SHOWN FOR SIGN W1-1  
NOTE: SIGN TS-1L IS SHOWN; REVERSE SYMBOL FOR SIGN TS-1R



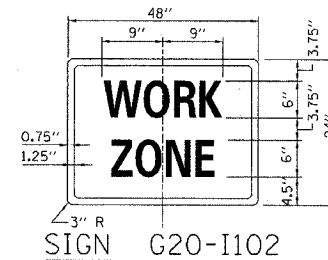
**SIGN TS-2**

COLOR: BACKGROUND - •  
BORDER AND SYMBOL - BLACK  
SIZE: 48"x48"  
LETTERING: 7" FEDERAL SERIES D  
MOUNTING HOLES: SAME AS SHOWN FOR SIGN W1-1

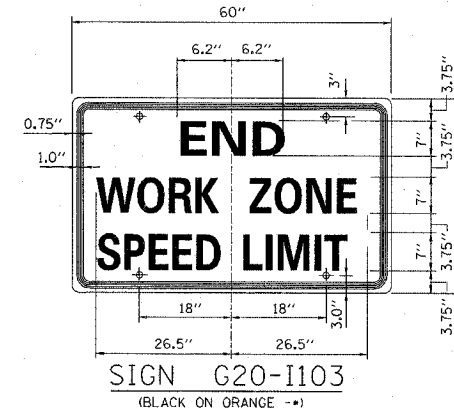
SIGN NO.	LEGEND	A	B
TS-2A	AHEAD	15.50"	15.50"
TS-2B	500 FT	14.25"	15.13"
TS-2C	1000 FT	14.88" L2	15.75" L2
TS-2D	1500 FT	14.88" L2	15.75" L2
TS-2E	1/2 MILE	15.75" L3	15.75" L3
TS-2F	1 MILE	13.06"	13.06"



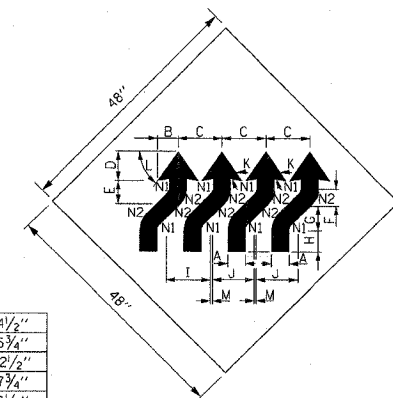
**WORK ZONE SPEED LIMIT SIGN ASSEMBLY**



COLOR: BACKGROUND - ORANGE  
BORDER AND LETTERS - BLACK  
SIZE: 48"x24"  
LETTERING: 6" FEDERAL SERIES C,  
MOUNTING HOLES: 7/16" DIA., 4 HOLES SPACED AS SHOWN ON SIGN G20-2A



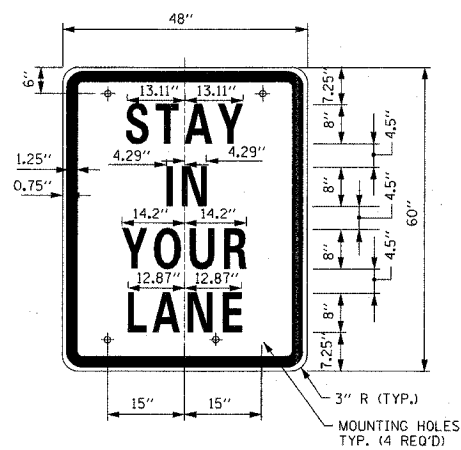
COLOR: BACKGROUND - ORANGE  
BORDER AND LETTERS - BLACK  
SIZE: 60"x36"  
LETTERING: 6" FEDERAL SERIES C,  
MOUNTING HOLES: 7/16" DIA., 4 HOLES SPACED AS SHOWN



**SIGN WI-4dR**

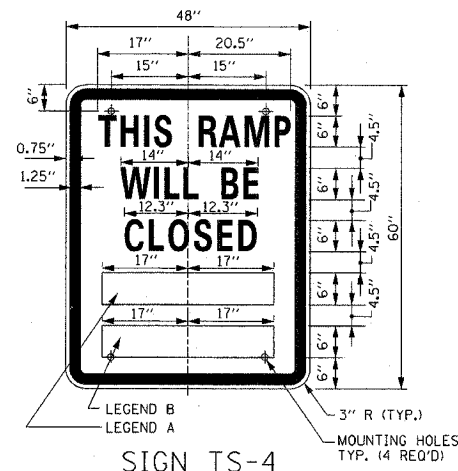
COLOR: BACKGROUND FLUORESCENT ORANGE TYPE A REFLECTIVE SHEETING PER STANDARD SPECIFICATIONS  
BORDER AND LETTERS-BLACK  
SIZE: 48"x48"

A	4 1/2"
B	5 3/4"
C	12 1/2"
D	7 3/4"
E	6 1/2"
F	4 1/2"
G	6 1/2"
H	6"
I	12 3/4"
J	12"
K	45°
L	55°
M	0 3/4"
N1	2"
N2	6 1/2"



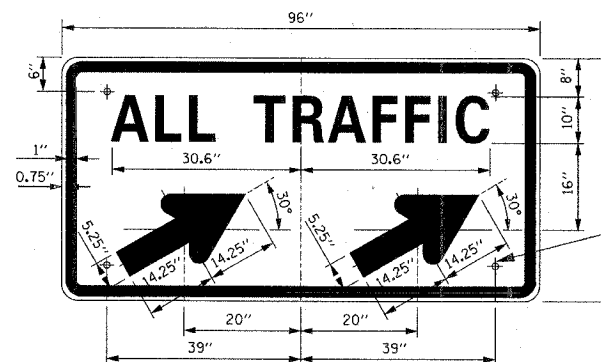
**SIGN TS-3**

COLOR: BACKGROUND - WHITE (REFLECTORIZED)(\*)  
BORDER AND LETTERS - BLACK  
SIZE: 48"x60"  
LETTERING: LEGEND - 8" FEDERAL SERIES D  
MOUNTING HOLES: 7/16" Ø, 4 HOLES, SPACED AS SHOWN



**SIGN TS-4**

COLOR: BACKGROUND - WHITE (REFLECTORIZED)(\*)  
BORDER AND LETTERS - BLACK  
SIZE: 48"x60"  
LETTERING: LEGEND - 6" FEDERAL SERIES C  
MOUNTING HOLES: 7/16" Ø, 4 HOLES, SPACED AS SHOWN



**SIGN TS-5a & TS-5b**

COLOR: BACKGROUND - WHITE (REFLECTORIZED)(\*)  
BORDER AND LETTERS - BLACK  
ARROW - BLACK  
SIZE: 96"x48"  
LETTERING: 10" FEDERAL SERIES D  
MOUNTING HOLES: 7/16" Ø, 4 HOLES, SPACED AS SHOWN  
NOTE: SIGN TS-5a IS SHOWN, SUBSTITUTE LEGEND "▲" FOR "▲" FOR SIGN TS-5b

**NOTES:**

- ALL LETTERING IS DESIGNATED BY SIZE AND SERIES IN ACCORDANCE WITH THE LATEST EDITION OF "STANDARD ALPHABETS FOR HIGHWAY SIGNS AND PAVEMENT MARKINGS" AS PUBLISHED BY THE U.S. DEPARTMENT OF TRANSPORTATION. LETTERING SPACING SHALL BE IN ACCORDANCE WITH THIS GUIDE EXCEPT WHERE NOTED.
- SYMBOLS AND ARROWS SHALL CONFORM TO THE DETAILS SHOWN IN THE LATEST EDITION OF "STANDARD HIGHWAY SIGNS" AS PUBLISHED BY THE U.S. DEPARTMENT OF TRANSPORTATION.
- SEE THE CONTRACT REQUIREMENTS FOR ADDITIONAL NOTES AND SPECIFICATIONS. • - FLUORESCENT ORANGE REFLECTIVE SHEETING PER THE STANDARD SPECIFICATIONS. (\*) - REFLECTIVE SHEETING PER THE STANDARD SPECIFICATIONS.
- DIMENSIONS INDICATED THIS Δ ARE BASED ON A REDUCTION IN STANDARD LETTERING SPACING AS SHOWN BELOW:  
Δ1 SPACING REDUCED BY 25%  
Δ2 SPACING REDUCED BY 40%  
Δ3 SPACING REDUCED BY 50%

**RAMP CLOSURE ADVANCE INFORMATION SIGN**

THE VARIABLE MESSAGE WITH DATES FOR THE BOTTOM TWO LINES SHALL BE DETERMINED BY THE ENGINEER AND GIVEN TO THE CONTRACTOR BEFORE THE REQUIRED FIELD ERECTION DATE.

DATE	REVISIONS

APPROVED: *Jeff Haly*  
CHIEF ENGINEER  
DATE: 1-1-2007