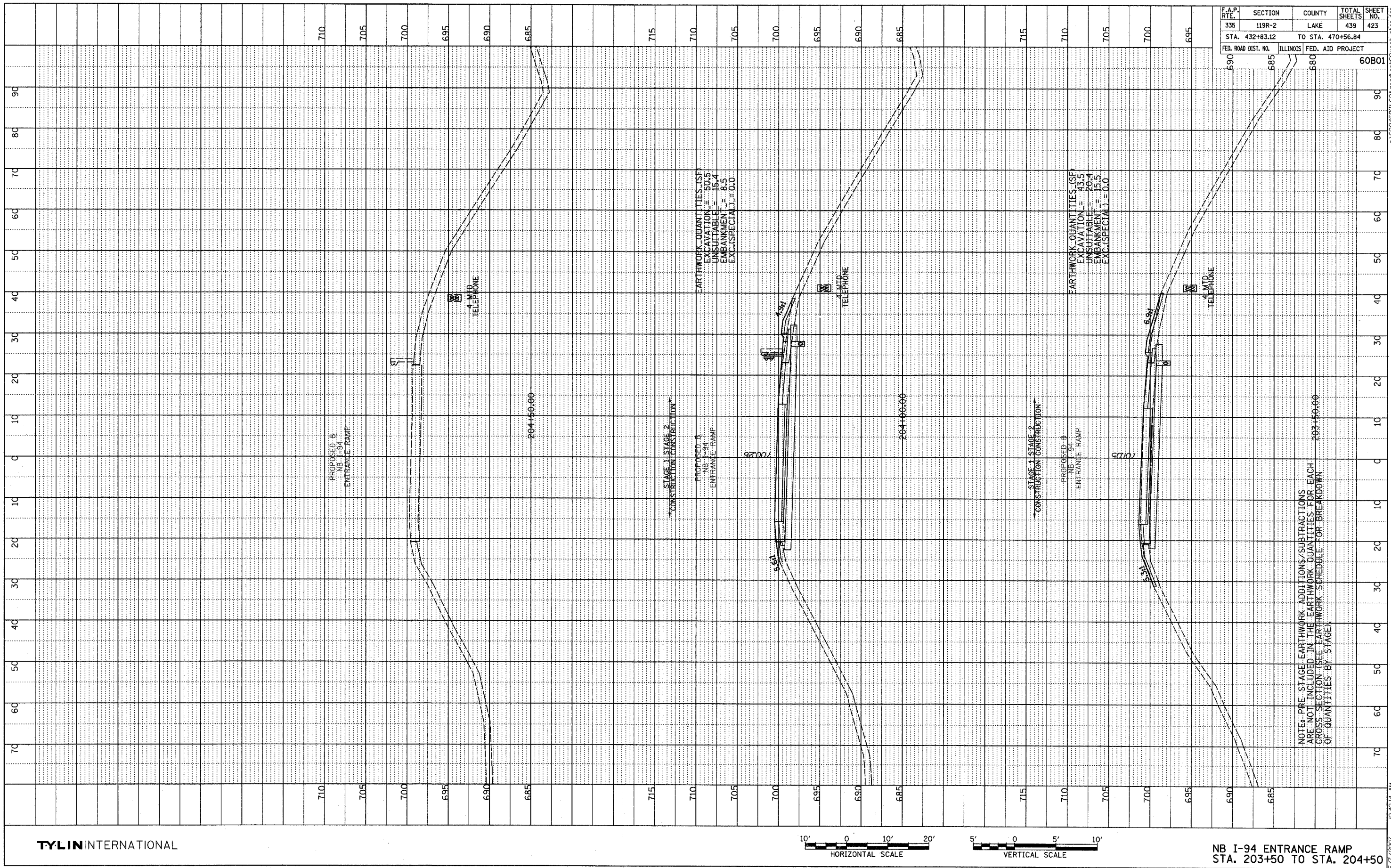




PROFILE NUMBER: _____ BY: _____ DATE: _____
 DRAWN BY: _____
 CHECKED BY: _____
 NO. _____ GRADES CHECKED _____
 _____ STRUCTURE NOTATION: _____



F.A.P. RTE.	SECTION	COUNTY	TOTAL SHEETS	SHEET NO.
335	119R-2	LAKE	439	423
STA. 432+83.12		TO STA. 470+56.84		
FED. ROAD DIST. NO.	ILLINOIS	FED. AID PROJECT		
690	685	680	60B01	

TYLIN INTERNATIONAL



NB I-94 ENTRANCE RAMP
 STA. 203+50 TO STA. 204+50

NOTE: PRE-STAGE EARTHWORK ADDITIONS/SUBTRACTIONS ARE NOT INCLUDED IN THE EARTHWORK QUANTITIES FOR EACH CROSS SECTION (SEE EARTHWORK SCHEDULE FOR BREAKDOWN OF QUANTITIES BY STAGE)

P:\62245811-60Y\road\grdw\60\essh-nbn.dgn 10-4-04 AM 5/7/2007