



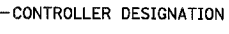
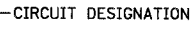

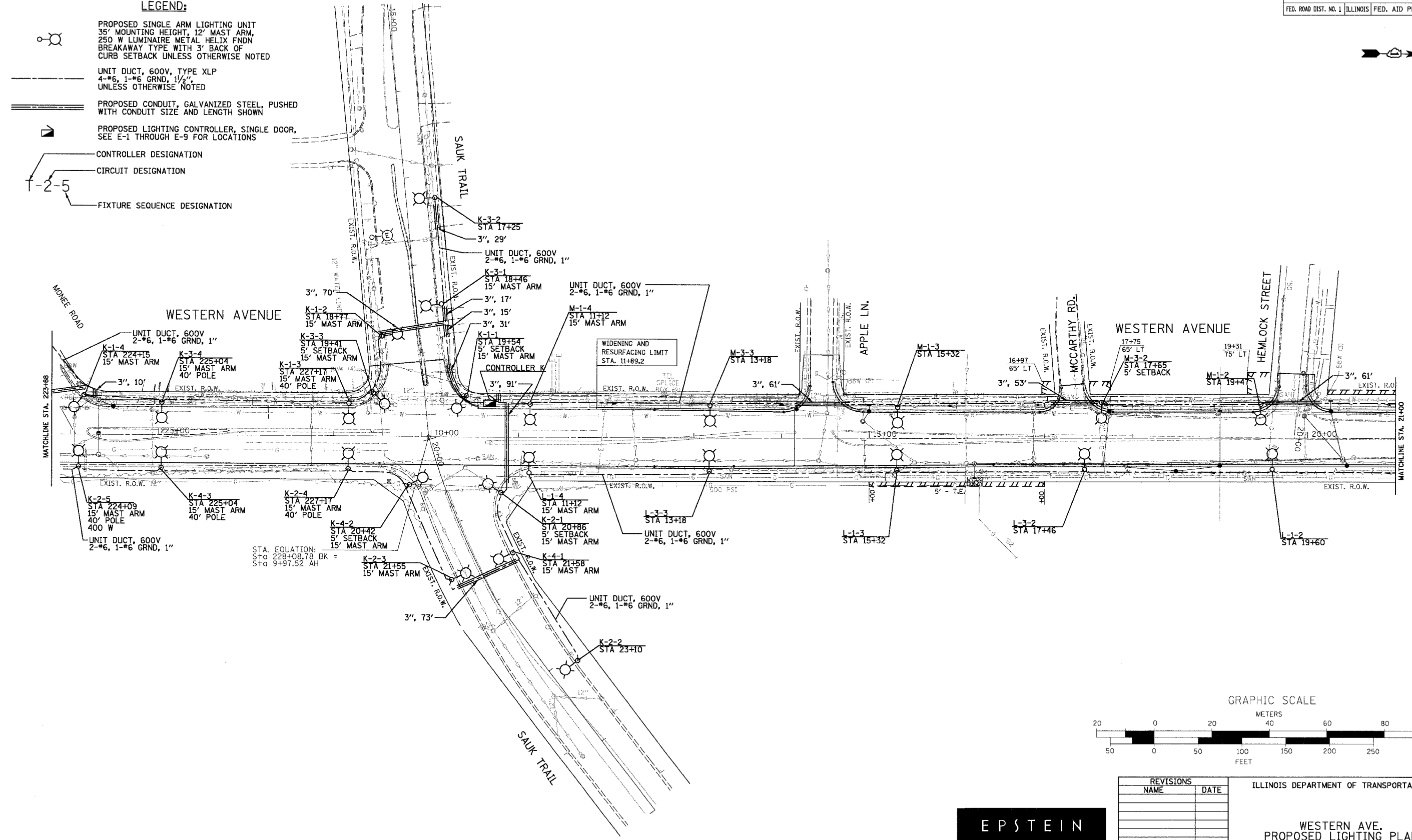


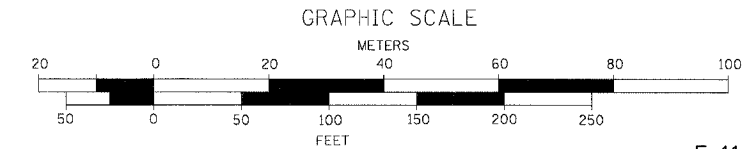
F.A. RTE.	SECTION	COUNTY	TOTAL SHEETS	SHEET NO.
2845	3152 WRS	COOK	142	135
STA. 223+88		TO STA. 21+00		
FED. ROAD DIST. NO. 1		ILLINOIS FED. AID PROJECT		

**LEGEND:**

-  PROPOSED SINGLE ARM LIGHTING UNIT  
35' MOUNTING HEIGHT, 12' MAST ARM,  
250 W LUMINAIRE METAL HELIX FNDN  
BREAKAWAY TYPE WITH 3' BACK OF  
CURB SETBACK UNLESS OTHERWISE NOTED
-  UNIT DUCT, 600V, TYPE XLP  
4-#6, 1-#6 GRND, 1/2",  
UNLESS OTHERWISE NOTED
-  PROPOSED CONDUIT, GALVANIZED STEEL, PUSHED  
WITH CONDUIT SIZE AND LENGTH SHOWN
-  PROPOSED LIGHTING CONTROLLER, SINGLE DOOR,  
SEE E-1 THROUGH E-9 FOR LOCATIONS
-  CONTROLLER DESIGNATION
-  CIRCUIT DESIGNATION
-  FIXTURE SEQUENCE DESIGNATION



STA. EQUATION:  
 CVC TO 228+08.78 BK =  
 STD 9+97.52 AH



E-11

REVISIONS	
NAME	DATE

ILLINOIS DEPARTMENT OF TRANSPORTATION

**WESTERN AVE.  
PROPOSED LIGHTING PLAN**

SCALE: 1" = 50'  
DATE: 1/7/07

DRAWN BY: A.P.  
CHECKED BY: G.A.O.

**EPSTEIN**

A. EPSTEIN AND SONS INTERNATIONAL, INC.  
 400 WEST FULLTON STREET CHICAGO, ILLINOIS 60611-1190  
 T: 312-464-3100 F: 312-659-1217 www.epstein-ill.com  
 CHICAGO LOS ANGELES TEL AVIV WARSAW BUCHAREST

PLOT DATE = 5/18/2007  
 FILE NAME = WFILE.  
 PLOT SCALE = 1/8"=1'-0"  
 USER NAME = GIBSON