STATE OF ILLINOIS
DEPARTMENT OF TRANSPORTATION

ROUTE NO.	SECTION	COUNTY	TOTAL SHEETS	SHEET NO.
1545	•	DUPAGE	97	57
FED. ROAD DIST. NO.		ILLINOIS	FED. AID PROJ.	

SHEET NO. - 36
39 - SHEETS
• 00-00115-00-BR
CONTRACT NO. 83961

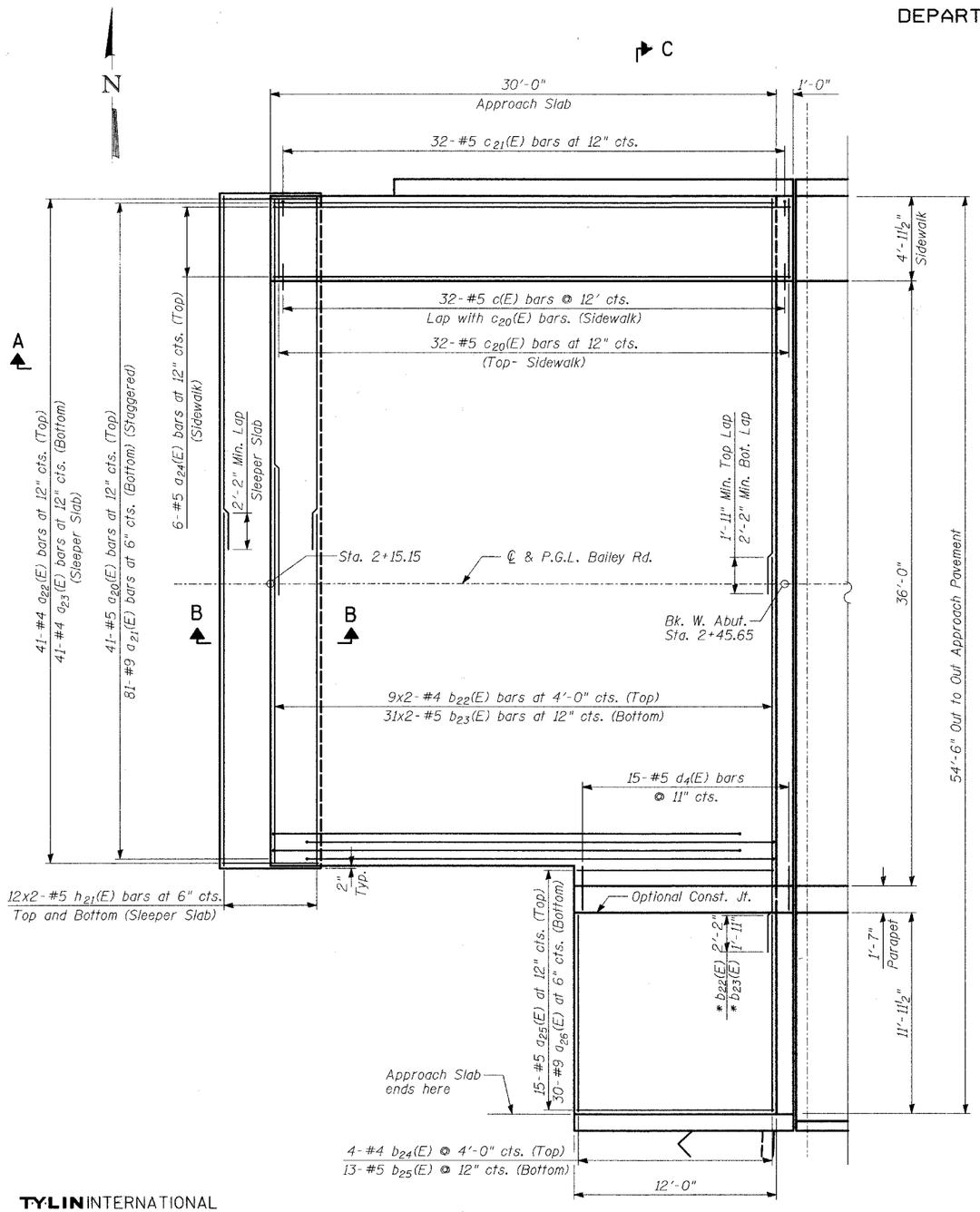

PLAN

* Extend b_{22}(E) & b_{23}(E) bars past optional construction joint to lap with b_{24}(E) and b_{25}(E) bars.

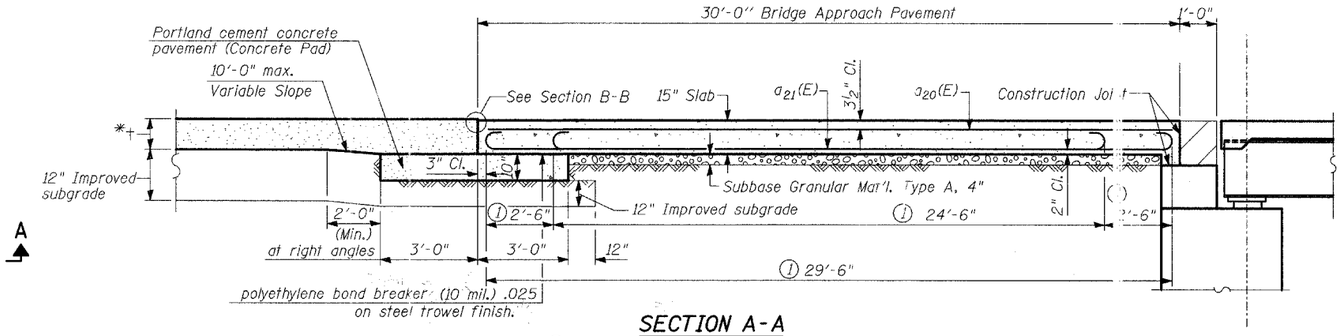

SECTION A-A

① Stagger a_{21}(E) bars as shown on plan
* See Proposed Plan and Profile Sheet for thickness

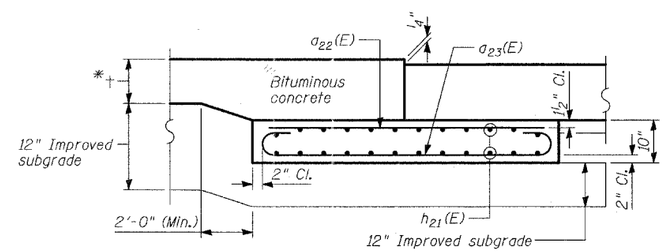

SECTION B-B - FLEXIBLE PAVEMENT

(Showing reinforcement)
* See Proposed Plan and Profile Sheet for thickness

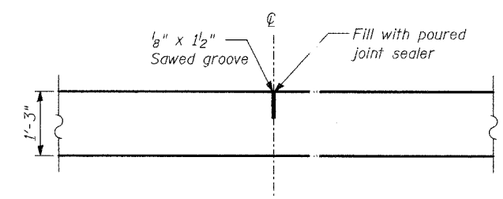

DETAIL B

(Reinforcement Not Shown)

NOTES:

1. With the approval of the Engineer, the Contractor will be permitted to reduce the paving widths by substituting a Longitudinal Construction Joint with tie bars, as shown in Standard 420401, in lieu of the Specified Sawed Longitudinal Joint.
2. The Contractor shall provide the details shown in Detail B at the ℄ on Bailey Rd. and at a lane edge if pavement is poured two or more lanes at a time.
3. Bars indicated thus 31x2-#5 indicates 31 lines of bars with 2 lengths per line.
4. The cost of tie bars, expansion joint, preformed joint seal, polyethylene bond breaker, reinforcement bars, sidewalk, the concrete pad (including reinforcement), 4" granular subbase and excavation shall be included in the cost of Bridge Approach Pavement (Special).
5. See Sheet 37 for Section C-C.

TYLIN INTERNATIONAL

DESIGNED -	DE
CHECKED -	SNB
DRAWN -	DE
CHECKED -	SNB

WEST APPROACH PAVEMENT LAYOUT

BAILEY ROAD OVER THE
WEST BRANCH OF THE DUPAGE RIVER
FAU 1545
SECTION 00-00115-00-BR STA. 2+99.15
DUPAGE COUNTY
S.N. 022-3028