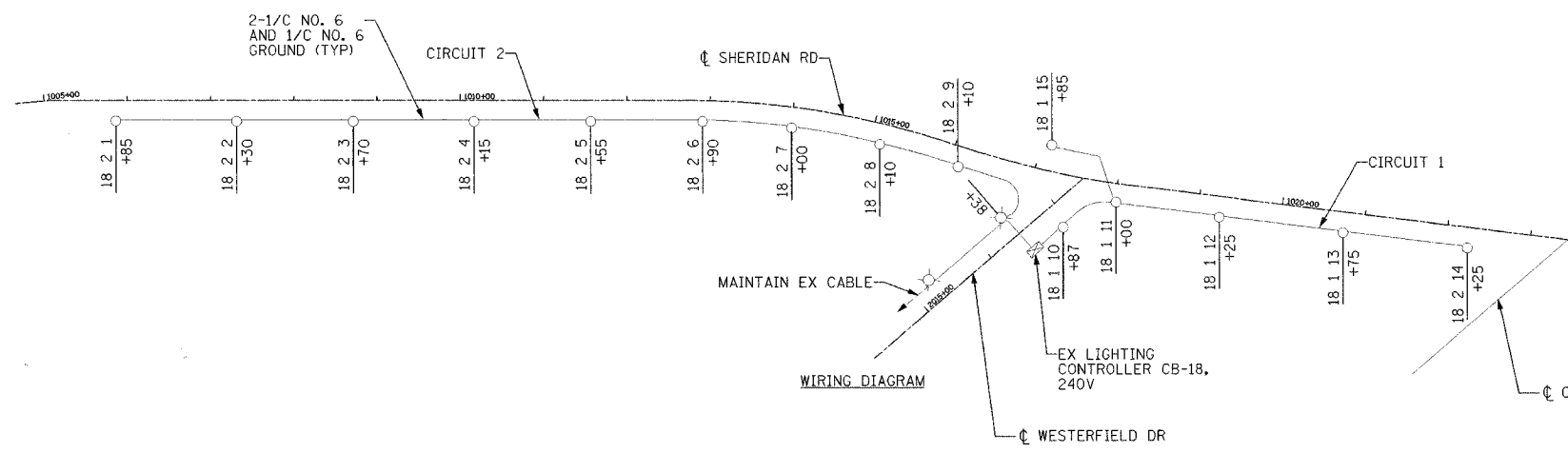
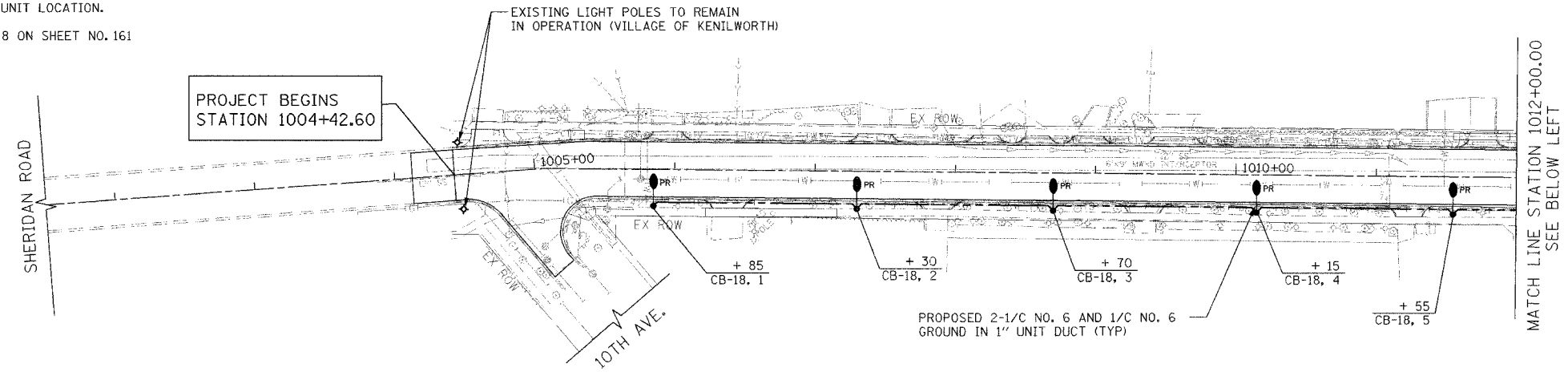


F.A.U. R.T.E.	SECTION	COUNTY	TOTAL SHEETS	SHEET NO.
3509 00	00173-00-FP	COOK	246	167
STA. 1001+50		TO STA. 1025+00		
FED. ROAD DIST. NO. 7		ILLINOIS FED. AID PROJECT		

NOTES:

- SEE SHEET NO. 144 FOR COMBINATION TRAFFIC SIGNAL/LIGHTING UNIT LOCATION.
- FOR RELOCATED POLE OFFSET DISTANCE REQUIREMENT, SEE NOTE 8 ON SHEET NO. 161

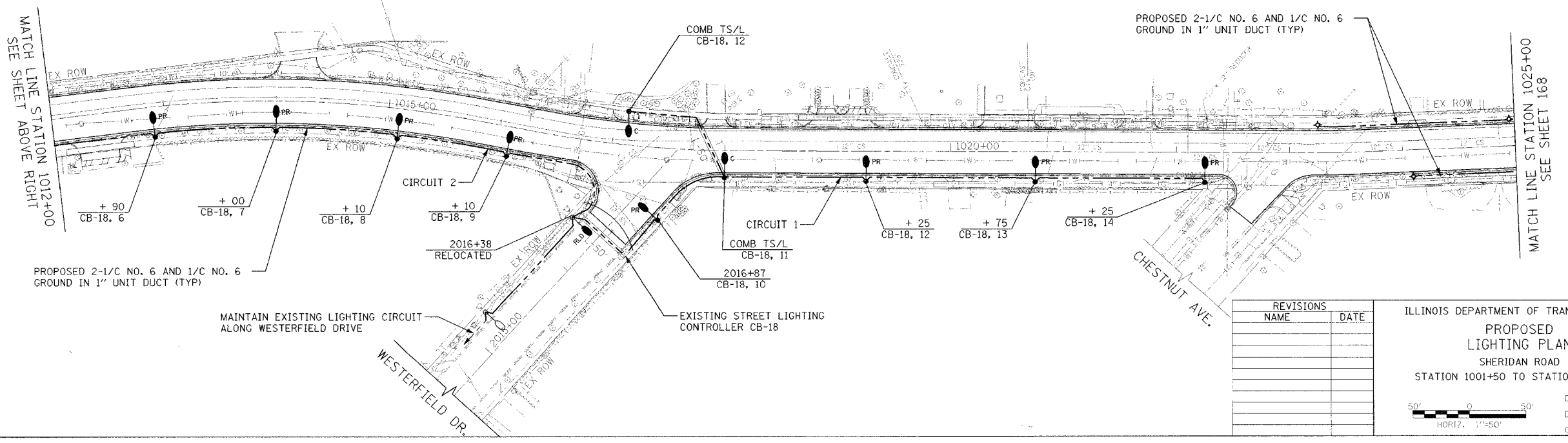


LOAD TABULATIONS FOR CONTROLLER "CB-18"

CIRCUIT	VOLTS	NO LIGHTS	AMPS
1	240	6	7.8
2	240	9 (PR), (9 EX)	23.4
TOTAL		24	31.2

60 AMP LOAD CAPACITY ON EACH CIRCUIT


- WIRING DIAGRAM LEGEND**
- 250 W, METAL HALIDE, 240V
 - ◻ EX LIGHTING CONTROLLER 240 V
 - ⊗ EX LUMINAIRE, 240V



REVISIONS

NAME	DATE

ILLINOIS DEPARTMENT OF TRANSPORTATION
PROPOSED LIGHTING PLAN
 SHERIDAN ROAD
 STATION 1001+50 TO STATION 1025+00



DATE 7/30/07
 DRAWN BY AJP
 CHECKED BY RJG

PLOT DATE 8/16/2007
 FILE NAME g:\a06\03\05\road\sheet\p-lighting
 PLOT SCALE 50,0000 / 1 IN.
 USER NAME mjgonzalez