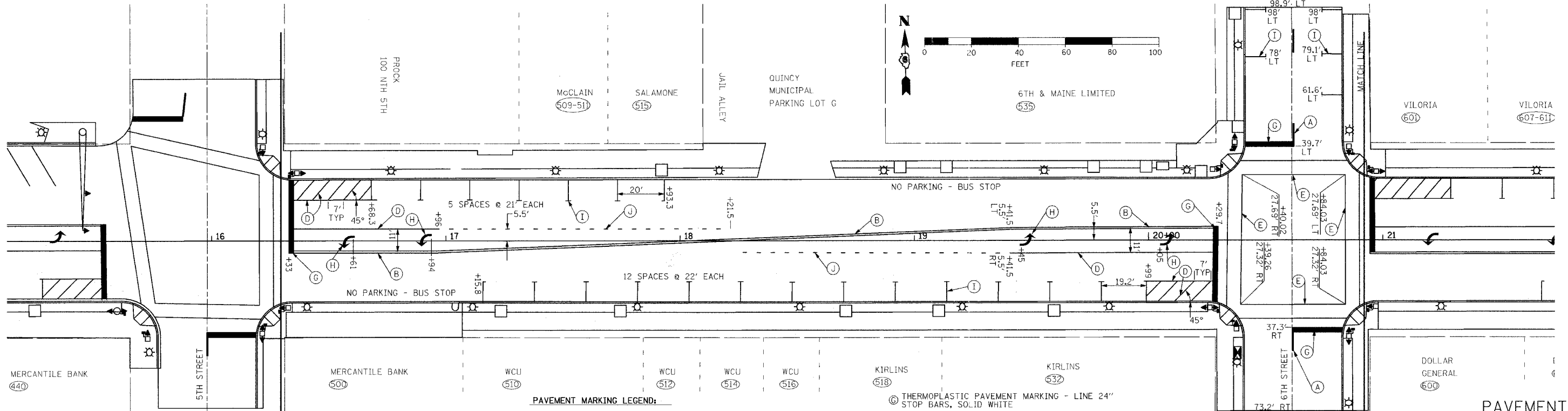
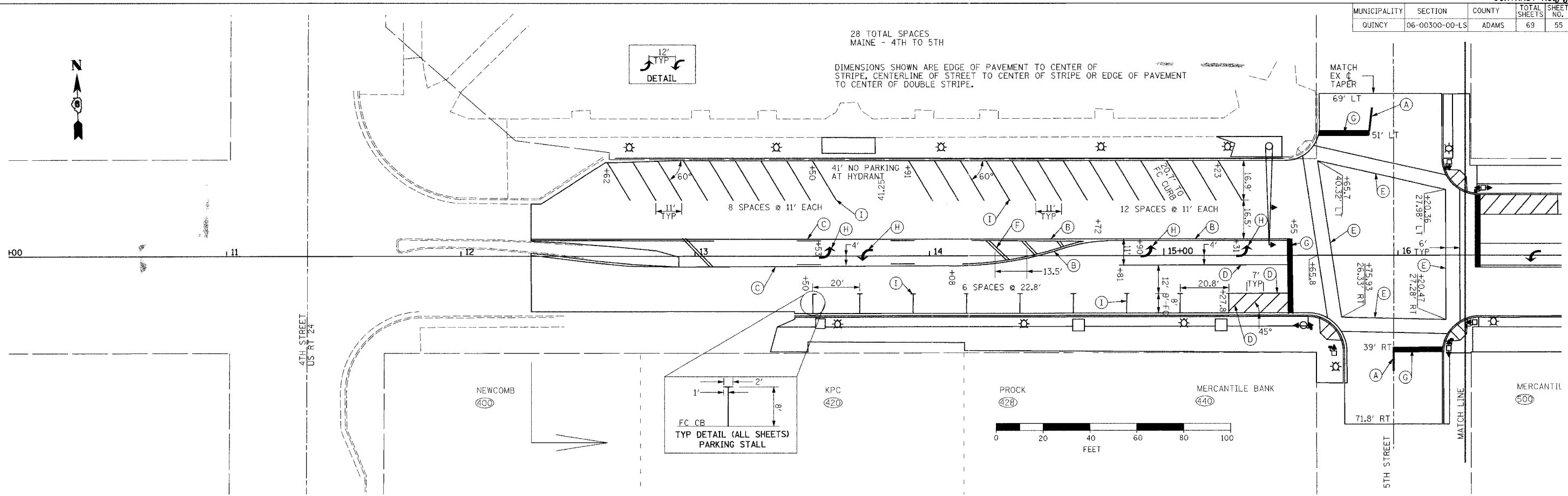

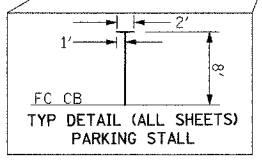
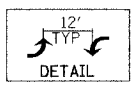


MUNICIPALITY	SECTION	COUNTY	TOTAL SHEETS	SHEET NO.
QUINCY	06-00300-00-LS	ADAMS	69	55

28 TOTAL SPACES  
MAINE - 4TH TO 5TH

DIMENSIONS SHOWN ARE EDGE OF PAVEMENT TO CENTER OF STRIPE, CENTERLINE OF STREET TO CENTER OF STRIPE OR EDGE OF PAVEMENT TO CENTER OF DOUBLE STRIPE.



**PAVEMENT MARKING LEGEND:**

- (A) THERMOPLASTIC PAVEMENT MARKING - LINE 5" 30 FT SKIP 10 FT YELLOW DASH
- (B) THERMOPLASTIC PAVEMENT MARKING - LINE 5" DUAL SOLID YELLOW
- (C) THERMOPLASTIC PAVEMENT MARKING - LINE 5" DUAL LEFT TURN LANE 30 FT SKIP 10 FT YELLOW DASH & SOLID YELLOW
- (D) THERMOPLASTIC PAVEMENT MARKING - LINE 6" TURN LANE EDGE LINE, SOLID WHITE
- (E) THERMOPLASTIC PAVEMENT MARKING - LINE 6" CROSSWALK, SOLID WHITE
- (F) THERMOPLASTIC PAVEMENT MARKING - LINE 12" 45° ISLAND MARKING - SOLID YELLOW
- (G) THERMOPLASTIC PAVEMENT MARKING - LINE 24" STOP BARS, SOLID WHITE
- (H) THERMOPLASTIC PAVEMENT MARKING - LETTERS & SYMBOLS URBAN TURN ARROWS, SOLID WHITE
- (I) THERMOPLASTIC PAVEMENT MARKING - LINE 5" PARKING STALL, SOLID WHITE
- (J) THERMOPLASTIC PAVEMENT MARKING - LINE 6" 2 FOOT WHITE DASH, 4 FOOT SKIP, GUIDANCE LINE

**PAVEMENT MARKING GENERAL NOTES:**

1. TEMPORARY PAINT PAVEMENT MARKING IN ACCORDANCE WITH SECTION 703 OF THE STANDARD SPECIFICATIONS SHALL BE INSTALLED WHEN PERMANENT MARKINGS CANNOT BE INSTALLED WITHIN THE TIME RESTRICTIONS SPECIFIED.

**PAVEMENT MARKING DETAILS**

NOTE BOOK  
NO. 1  
DATE: 8/7/2007  
NAME: [unreadable]  
SCALE: 2000000 / IN.  
USER: [unreadable]

NOTE BOOK  
NO. 1  
DATE: 8/7/2007  
NAME: [unreadable]  
SCALE: 2000000 / IN.  
USER: [unreadable]

NOTE BOOK  
NO. 1  
DATE: 8/7/2007  
NAME: [unreadable]  
SCALE: 2000000 / IN.  
USER: [unreadable]