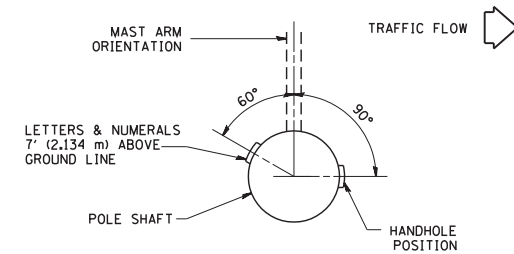
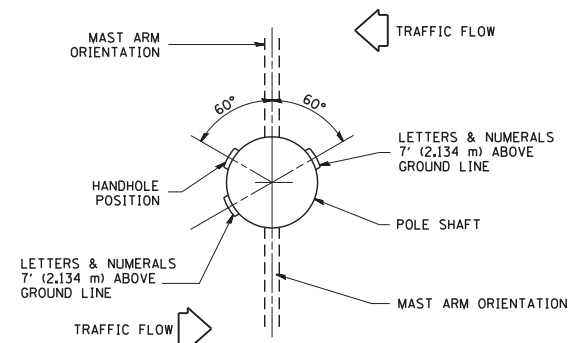


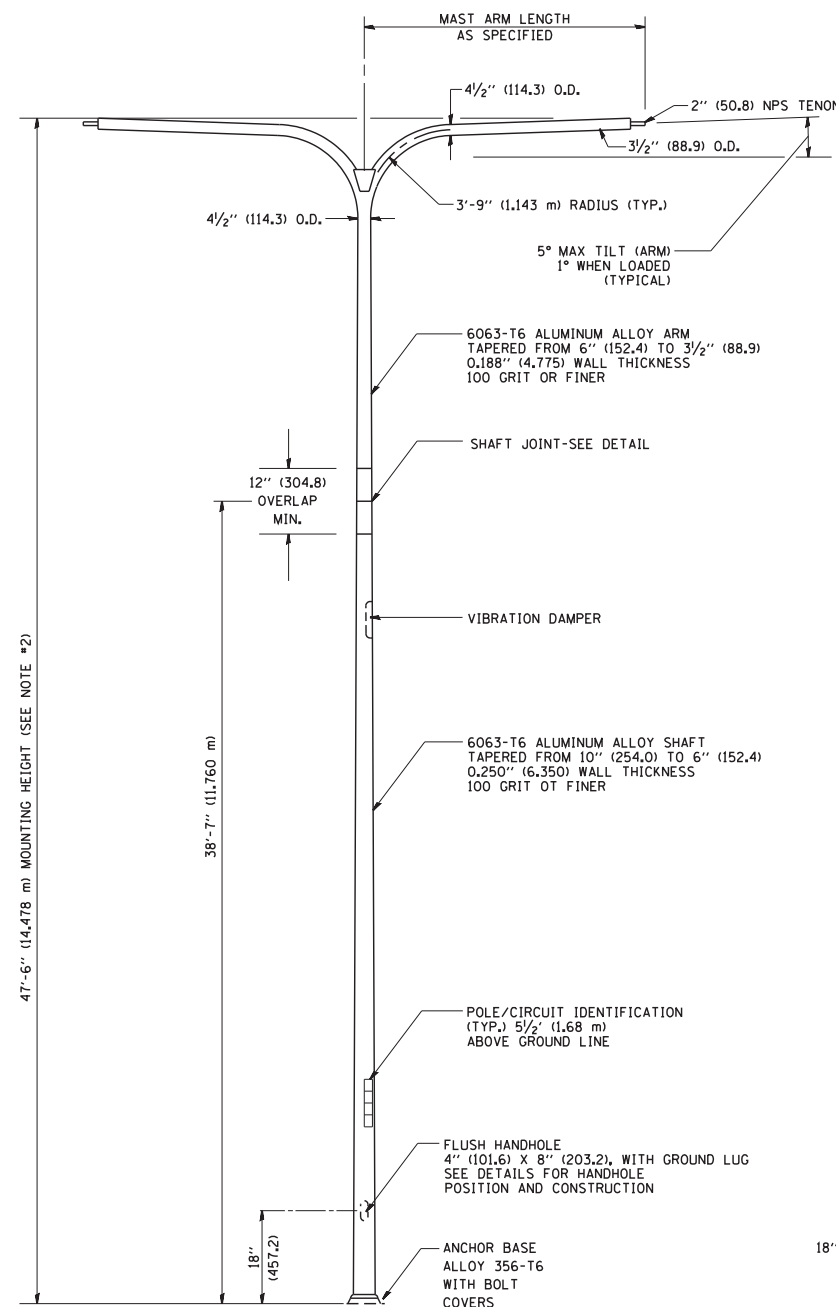
POSITION OF HANDHOLE AND POLE NUMBER FOR SINGLE MAST ARM POLES MOUNTED ON BRIDGE PARAPET OR BARRIER WALL



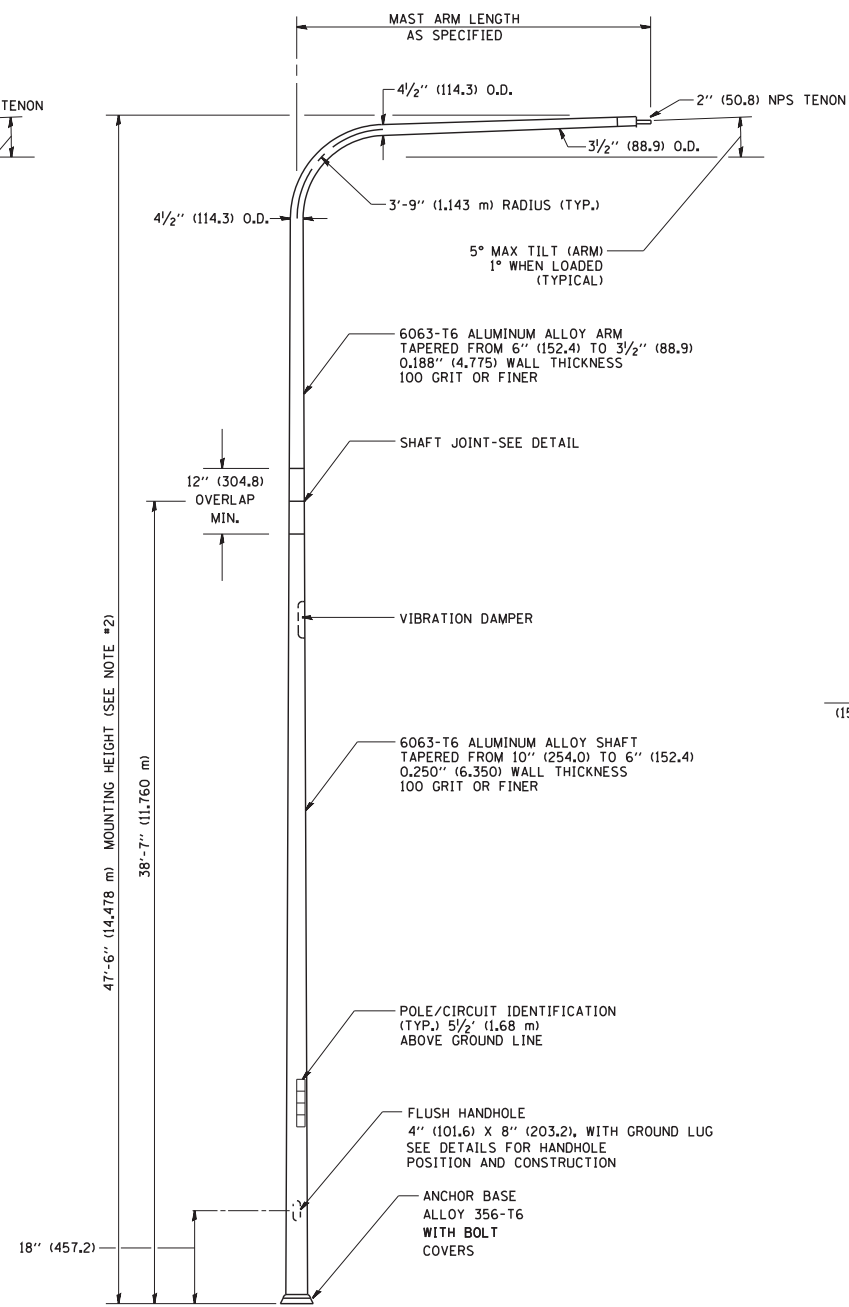
POSITION OF HANDHOLE AND POLE NUMBER FOR SINGLE MAST ARM POLES



POSITION OF HANDHOLE AND POLE NUMBER FOR TWIN MAST ARM POLES



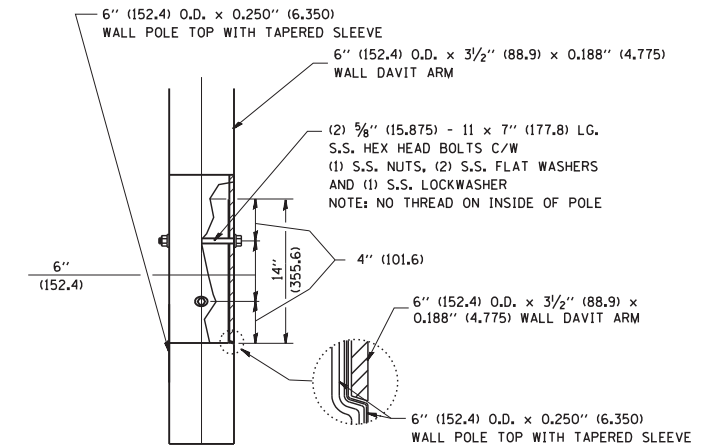
TWIN ARM POLE



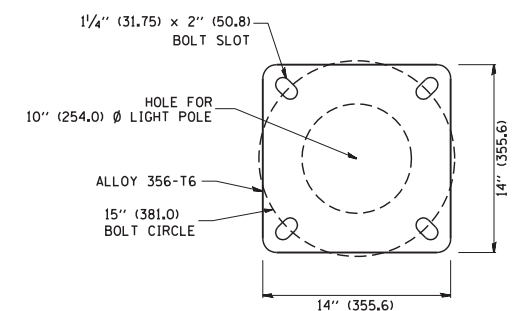
SINGLE ARM POLE

NOTES:

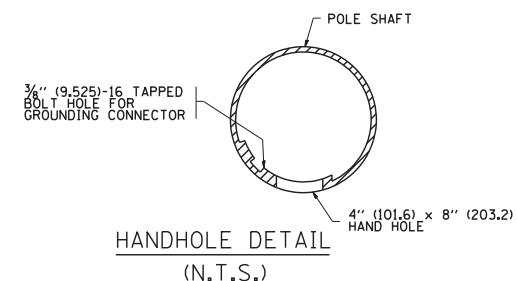
1. ALL DIMENSIONS ARE IN INCHES (MILLIMETERS) UNLESS OTHERWISE SHOWN.
2. MOUNTING HEIGHT IS DEFINED AS THE DISTANCE FROM THE CENTERLINE OF THE TENON TO THE BOTTOM OF THE ANCHOR BASE.
3. TWO PIECE SHAFT WILL BE MATCHED MARKED AND INTERCHANGEABLE BETWEEN DIFFERENT UNITS. FIELD DRILLING OF THE HOLES WILL NOT BE ALLOWED.
4. THE LIGHT POLE WILL MEET AASHTO DESIGN CRITERIA AS SPECIFIED.
5. THE INSTALLING CONTRACTOR WILL PROVIDE A UL LISTED GROUNDING CONNECTOR, BURNDY K2C23, T&B SP4DL OR APPROVED EQUAL.
6. LIGHT POLES WILL NOT BE INSTALLED WITHOUT MAST ARMS AND LUMINAIRES.
7. LIGHT POLES WILL BE SET PLUMB ON THE FOUNDATION WITHOUT THE USE OF LEVELING NUTS, WASHERS OR SHIMS.
8. LIGHTING UNIT IDENTIFICATION NUMBERS SHALL BE INSTALLED BEFORE THE LIGHTING UNIT IS ENERGIZED.



DAVIT ARM CONNECTION
[14" (355.6) OVERLAP SHOWN]



LIGHT POLE BASE PLATE DETAIL
(FOR POLE MOUNTED ON 15 INCH (381.0) BOLT CIRCLE FOUNDATION)



FILE NAME = W:\diststd\22x34\be410.dgn	USER NAME = gaglionobt	DESIGNED -	REVISED - D. DREW 04-02-92
		DRAWN - LEY	REVISED - D. DREW 05-07-92
	PLOT SCALE = 50.0000' / IN.	CHECKED -	REVISED - R. TOMSONS 09-06-00
	PLOT DATE = 1/4/2008	DATE -	REVISED - R. TOMSONS 09-02-03

STATE OF ILLINOIS
DEPARTMENT OF TRANSPORTATION

DAVIT LIGHT POLE			
47'-6" (14.478 m) MOUNTING HEIGHT			
SCALE: NONE	SHEET NO. 1 OF 1 SHEETS	STA.	TO STA.

F.A.P. RTE.	SECTION	COUNTY	TOTAL SHEETS	SHEET NO.
349	11 WRS-3	KENDALL	527	357
BE-410		CONTRACT NO.	60132	
FED. ROAD DIST. NO. 1 ILLINOIS FED. AID PROJECT				