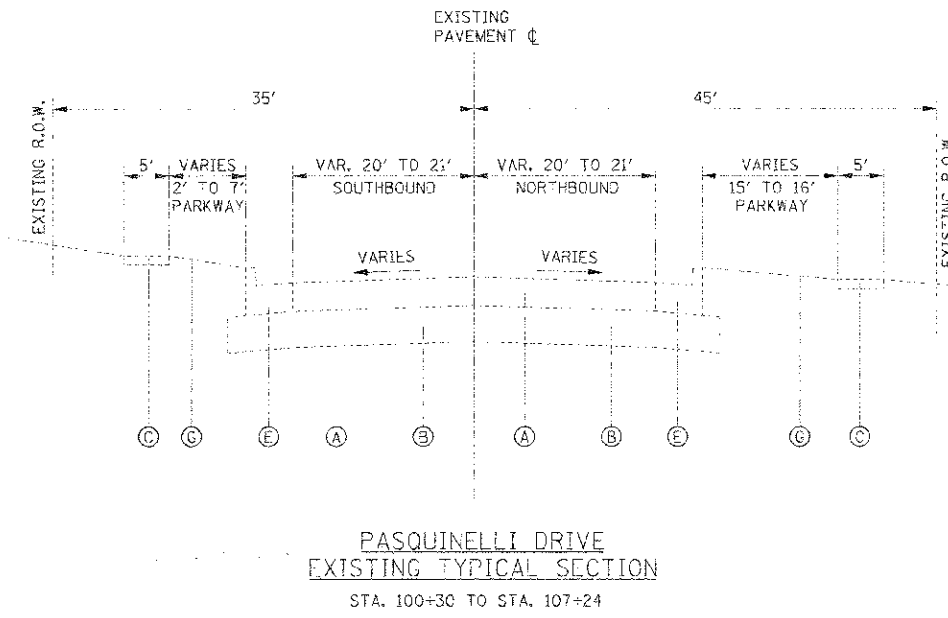


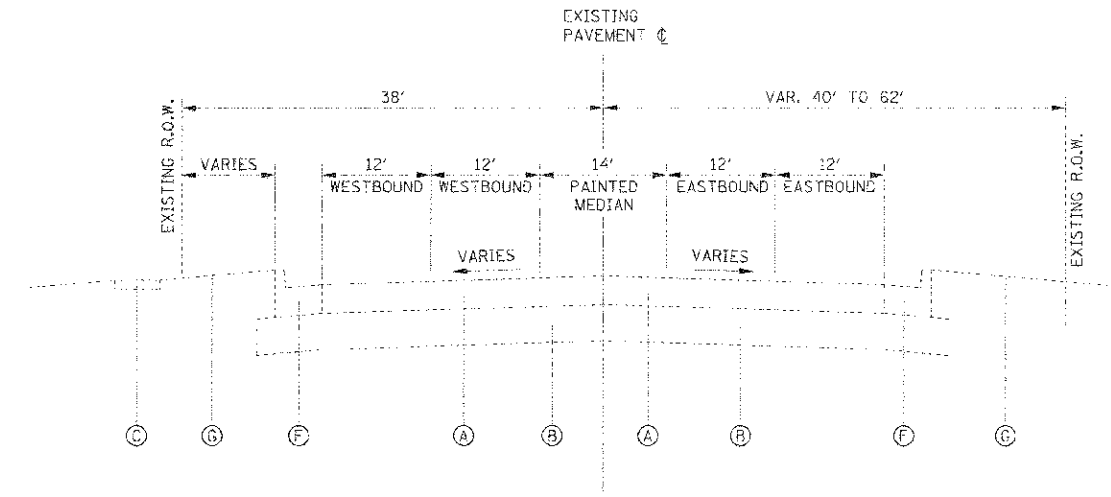
PLAN	DATE
NO. 2	NO. 1
NO. 3	NO. 4
NO. 5	NO. 6
NO. 7	NO. 8
NO. 9	NO. 10
NO. 11	NO. 12
NO. 13	NO. 14
NO. 15	NO. 16
NO. 17	NO. 18
NO. 19	NO. 20
NO. 21	NO. 22
NO. 23	NO. 24
NO. 25	NO. 26
NO. 27	NO. 28
NO. 29	NO. 30
NO. 31	NO. 32
NO. 33	NO. 34
NO. 35	NO. 36
NO. 37	NO. 38
NO. 39	NO. 40
NO. 41	NO. 42
NO. 43	NO. 44
NO. 45	NO. 46
NO. 47	NO. 48
NO. 49	NO. 50
NO. 51	NO. 52
NO. 53	NO. 54
NO. 55	NO. 56
NO. 57	NO. 58
NO. 59	NO. 60
NO. 61	NO. 62
NO. 63	NO. 64
NO. 65	NO. 66
NO. 67	NO. 68
NO. 69	NO. 70
NO. 71	NO. 72
NO. 73	NO. 74
NO. 75	NO. 76
NO. 77	NO. 78
NO. 79	NO. 80
NO. 81	NO. 82
NO. 83	NO. 84
NO. 85	NO. 86
NO. 87	NO. 88
NO. 89	NO. 90
NO. 91	NO. 92
NO. 93	NO. 94
NO. 95	NO. 96
NO. 97	NO. 98
NO. 99	NO. 100



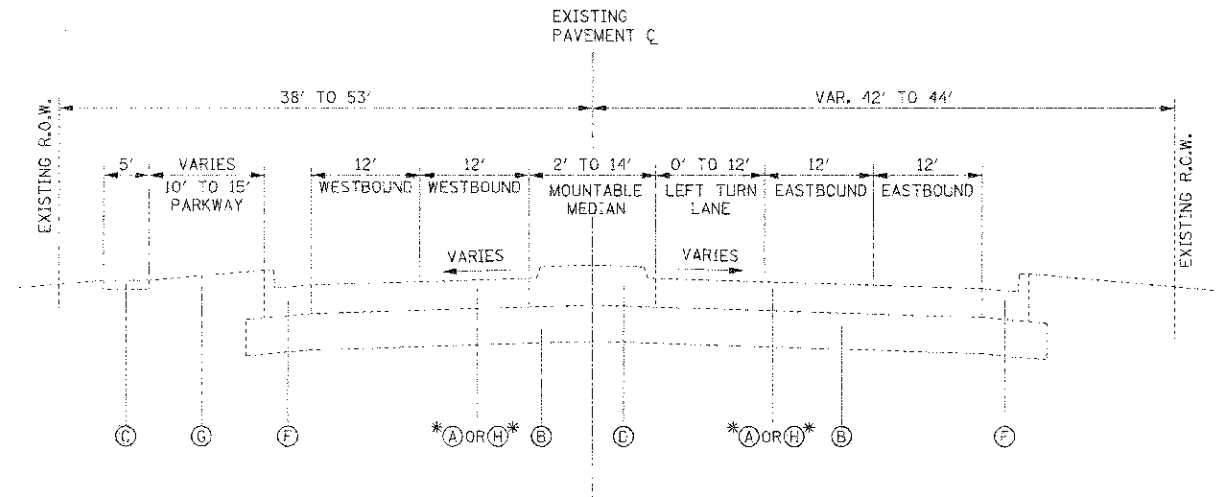
- EXISTING LEGEND**
- (A) EXISTING HMA PAVEMENT, 10" & VARIES
 - (B) EXISTING AGGREGATE SUBBASE, 8" & VARIES
 - (C) EXISTING PCC SIDEWALK
 - (D) EXISTING MOUNTABLE CONCRETE MEDIAN
 - (E) EXISTING CURB AND GUTTER, TYPE B-6.12
 - (F) EXISTING CURB AND GUTTER, TYPE B-6.24
 - (G) EXISTING LANDSCAPED PARKWAY
 - (H) EXISTING PCC PAVEMENT, THICKNESS VARIES

PASQUINELLI DRIVE
EXISTING TYPICAL SECTION
STA. 100+30 TO STA. 107+24

PLAN	DATE
NO. 1	NO. 2
NO. 3	NO. 4
NO. 5	NO. 6
NO. 7	NO. 8
NO. 9	NO. 10
NO. 11	NO. 12
NO. 13	NO. 14
NO. 15	NO. 16
NO. 17	NO. 18
NO. 19	NO. 20
NO. 21	NO. 22
NO. 23	NO. 24
NO. 25	NO. 26
NO. 27	NO. 28
NO. 29	NO. 30
NO. 31	NO. 32
NO. 33	NO. 34
NO. 35	NO. 36
NO. 37	NO. 38
NO. 39	NO. 40
NO. 41	NO. 42
NO. 43	NO. 44
NO. 45	NO. 46
NO. 47	NO. 48
NO. 49	NO. 50
NO. 51	NO. 52
NO. 53	NO. 54
NO. 55	NO. 56
NO. 57	NO. 58
NO. 59	NO. 60
NO. 61	NO. 62
NO. 63	NO. 64
NO. 65	NO. 66
NO. 67	NO. 68
NO. 69	NO. 70
NO. 71	NO. 72
NO. 73	NO. 74
NO. 75	NO. 76
NO. 77	NO. 78
NO. 79	NO. 80
NO. 81	NO. 82
NO. 83	NO. 84
NO. 85	NO. 86
NO. 87	NO. 88
NO. 89	NO. 90
NO. 91	NO. 92
NO. 93	NO. 94
NO. 95	NO. 96
NO. 97	NO. 98
NO. 99	NO. 100



OGDEN AVENUE (US RTE 34)
EXISTING TYPICAL SECTION
STA. 203+00 TO STA. 205+83



OGDEN AVENUE (US RTE 34)
EXISTING TYPICAL SECTION
STA. 205+83 TO STA. 212+19

*EXISTING PAVEMENT CONSISTS OF AN HMA OVERLAY AND HMA BASE COURSE WEST OF STA. 208+55 AND EXISTING PCC PAVEMENT EAST OF STA. 208+55.



2431 OLIVE PLACE, SUITE 400
DUNDEE, ILLINOIS 60015
PHONE: (815) 724-2200
FAX: (815) 724-2201
WEB: WWW.BURNSMCD.COM

USER NAME	RUSSRH
SHEET NAME	SH118
PLT SCALE	AS SHOWN
PLT DATE	03/28/11

DESIGNED	JMT
DRAWN	JAB
CHECKED	MJP
DATE	03/28/11

REVISED	-
REVISED	-
REVISED	-
REVISED	-

STATE OF ILLINOIS
DEPARTMENT OF TRANSPORTATION

PASQUINELLI DRIVE RECONSTRUCTION
EXISTING TYPICAL SECTIONS

SCALE: N.T.S. SHEET NO. 1 OF 1 SHEETS STA. TO STA.

SECTION	COUNTY	TOTAL SHEETS	SHEET NO.
00-00283-00-PV		73	9
CONTRACT NO.		63679	