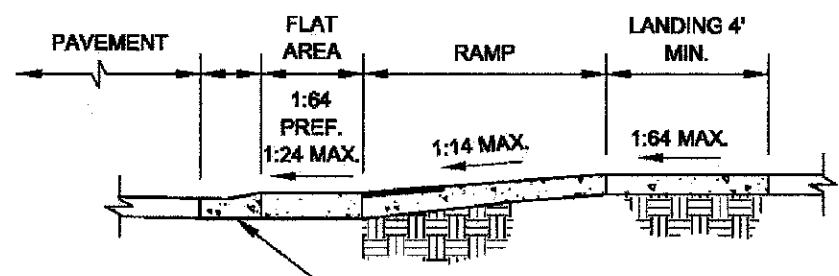
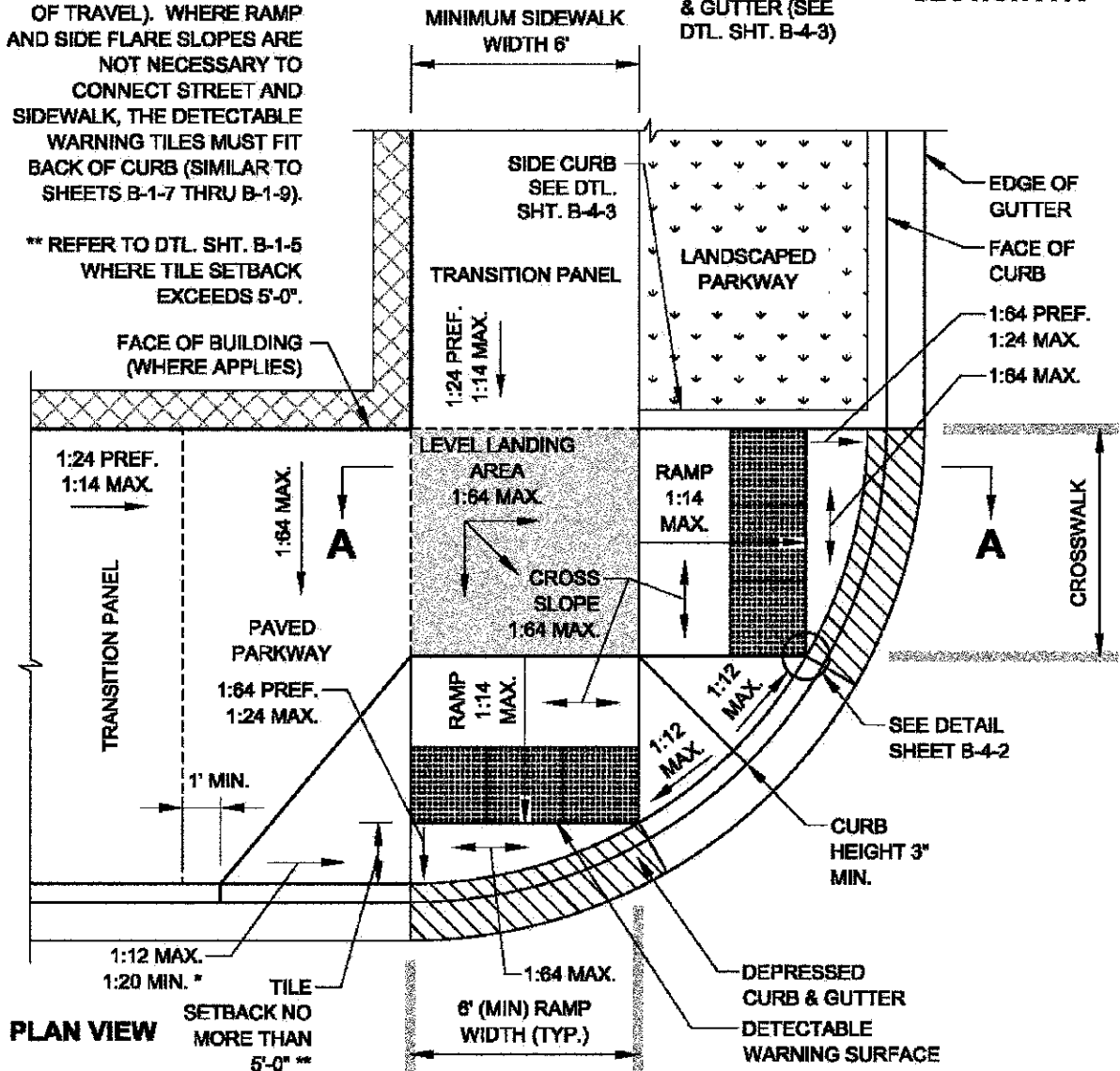


* SIDE FLARES WITH A MINIMUM SLOPE OF 1:20 (MEASURED PARALLEL TO CURB) ARE NECESSARY FOR DETECTION BY THE BLIND AND VISUALLY IMPAIRED AT PAVED PARKWAYS WHERE DETECTABLE WARNING IS SET BACK FROM BACK OF CURB (TO BE POSITIONED PERPENDICULAR TO THE PATH OF TRAVEL). WHERE RAMP AND SIDE FLARE SLOPES ARE NOT NECESSARY TO CONNECT STREET AND SIDEWALK, THE DETECTABLE WARNING TILES MUST FIT BACK OF CURB (SIMILAR TO SHEETS B-1-7 THRU B-1-9).


** REFER TO DTL. SHT. B-1-5 WHERE TILE SETBACK EXCEEDS 5'-0".



SECTION A-A



PLAN VIEW



DATE	REVISION
02/20/07	REVISION 1
11/15/07	REVISION 2
11/14/08	REVISION 3
11/02/09	REVISION 4

CITY OF CHICAGO
 2 PERPENDICULAR RAMPS AT CORNER
 WITH RAMPS IN CURB RADIUS
SHEET B-1-3
 SCALE: NOT TO SCALE
 DATE: 10/23/2006
 DRAWN BY: CDOT
 CHECKED BY: LCM

FILE NAME *	DESIGNED -	REVISED -
...\\VADA\pr\pin AGC-ADA-dwt-02.dgn	DRAWN -	REVISED -
USER NAME = tblank	CHECKED -	REVISED -
PLDT DATE = 7/2/2012	DATE = 1/2/2012	REVISED -



STATE OF ILLINOIS
 DEPARTMENT OF TRANSPORTATION

SCALE: NTS		SHEET NO. 2 OF 10 SHEETS		STA.	TO STA.
------------	--	--------------------------	--	------	---------

F.A.J. RTE.	SECTION	COUNTY	TOTAL SHEETS	SHEET NO.
2865	10-B5159-00-TL	COOK	62	24
CONTRACT NO. 63715				
ILLINOIS FED. AID PROJECT				