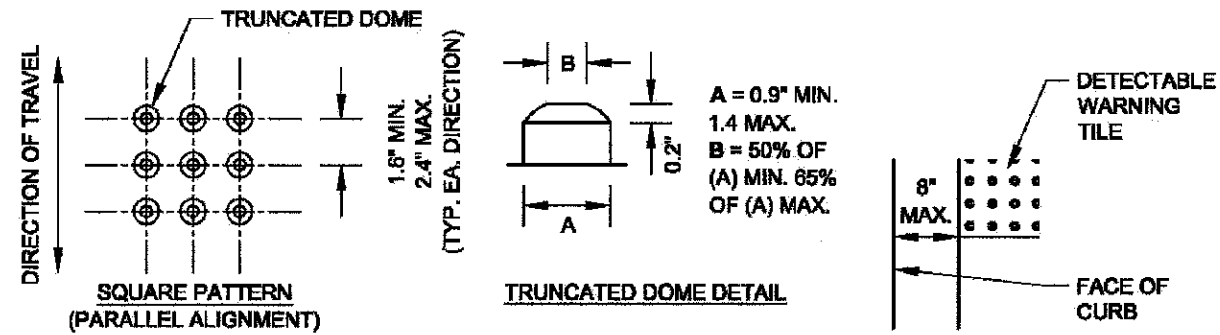



GENERAL NOTE:

THE ROWS OF DOMES IN THE DETECTABLE WARNING MATERIAL MUST BE ALIGNED WITH THE PATH OF WHEELCHAIR TRAVEL WHICH IS REQUIRED TO BE PERPENDICULAR TO THE GRADE BREAK AT THE BOTTOM OF THE RAMP TO PERMIT TRACKING BETWEEN DOME ROWS. ON BLENDED TRANSITIONS OR FLUSH TRANSITIONS, WHERE RADIAL TILES ARE SITUATED ABOUT THE CURB RADIUS, DOME ORIENTATION IS NOT SIGNIFICANT.

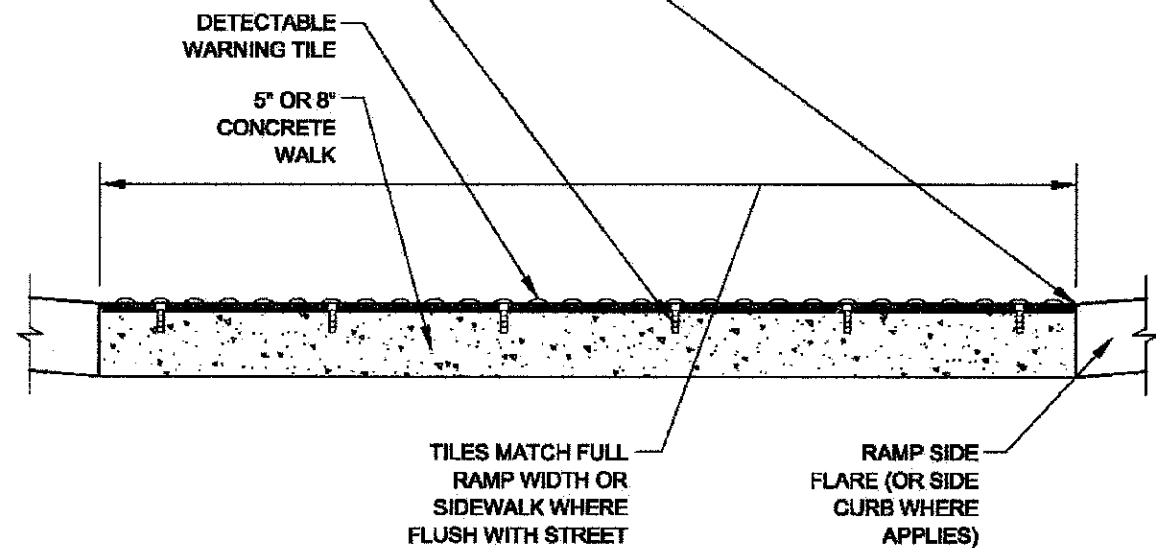


TILE PATTERN & DOME DETAIL


TYPICAL TILE PLACEMENT



TILE PLACEMENT ON A RADIUS



DETECTABLE WARNING TILE SECTION

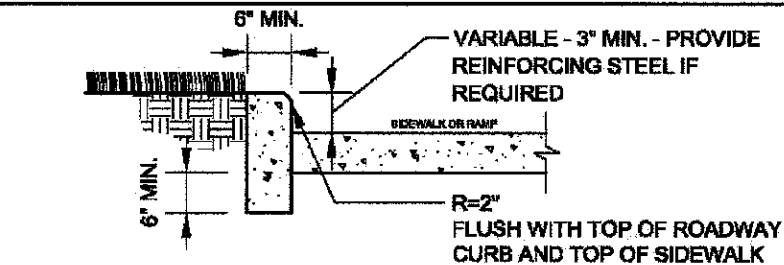


DATE	REVISION
02/20/07	REVISION 1
11/15/07	REVISION 2
11/14/08	REVISION 3
11/02/09	REVISION 4

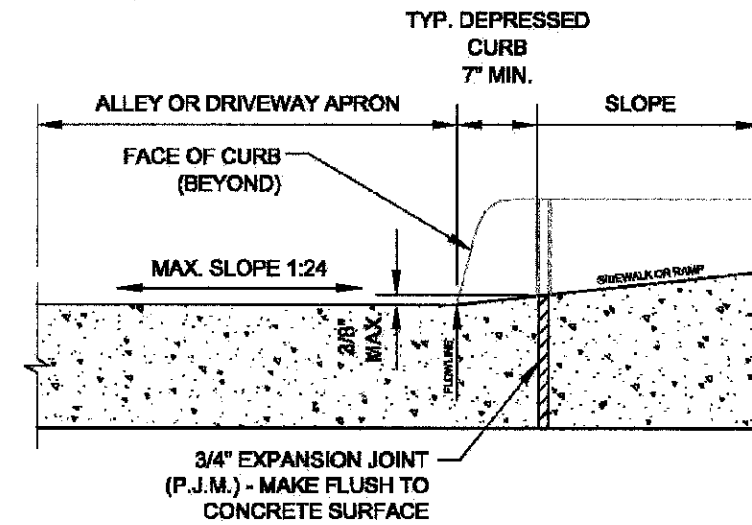
CITY OF CHICAGO
DETECTABLE WARNING TILE DETAILS
SHEET B-4-2

SCALE: NOT TO SCALE
DATE: 10/23/2008

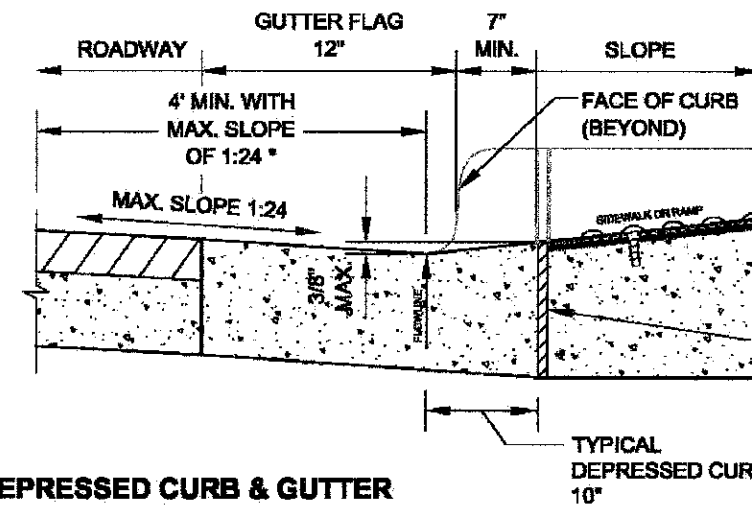
DRAWN BY: CDOT
CHECKED BY: LCM




SIDE CURB - SECTION



DEPRESSED CURB & GUTTER AT ALLEY/DRIVEWAY APRON (TYPE 4 OR B CURB)



DEPRESSED CURB & GUTTER AT BOTTOM OF TYPICAL CURB RAMP



DATE	REVISION
02/20/07	REVISION 1
11/15/07	REVISION 2
11/14/08	REVISION 3
11/02/09	REVISION 4

CITY OF CHICAGO
CURB & GUTTER DETAILS
SHEET B-4-3

SCALE: NOT TO SCALE
DATE: 10/23/2008

DRAWN BY: CDOT
CHECKED BY: LCM

NOTES FOR CURB & GUTTER DETAILS THIS SHEET:

- A. CROSS SLOPE AT DEPRESSED CURB & GUTTER NOT TO EXCEED 1:84.
- B. DETECTABLE WARNING SURFACE AT DRIVEWAYS REQUIRED ONLY FOR COMMERCIAL DRIVEWAYS WITH TRAFFIC CONTROL DEVICES, I.E. SIGNALS.
- C. REFER TO REGULATIONS FOR OPENINGS, CONSTRUCTION AND REPAIR IN THE PUBLIC WAY (CDOT) FOR ADDITIONAL REQUIREMENTS FOR CURB AND GUTTER INSTALLATION.
- D. RAMP SIDE FLARES SHALL BE INSTALLED AT ANY LOCATION WHERE THE SURFACE ADJACENT TO THE RAMP SURFACE IS INTENDED FOR PEDESTRIAN USE. TRIPPING HAZARDS, INCLUDING STEPS, DROP-OFFS, OR SIDE CURBS SHALL NOT BE LOCATED WITHIN THE LIMITS OF THE SIDEWALK.
- E. 'P.J.M.' THIS SHEET REFERS TO PREFORMED JOINT MATERIAL.

* EXCEPTIONS BY COMMISSIONER