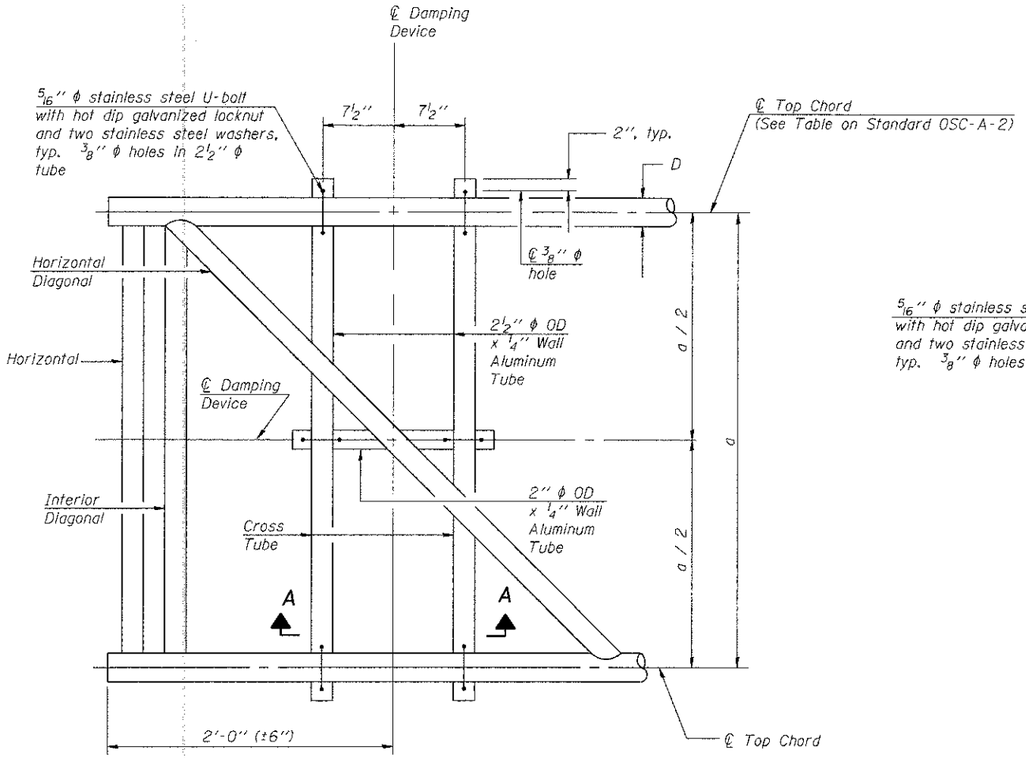

PLAN DETAIL

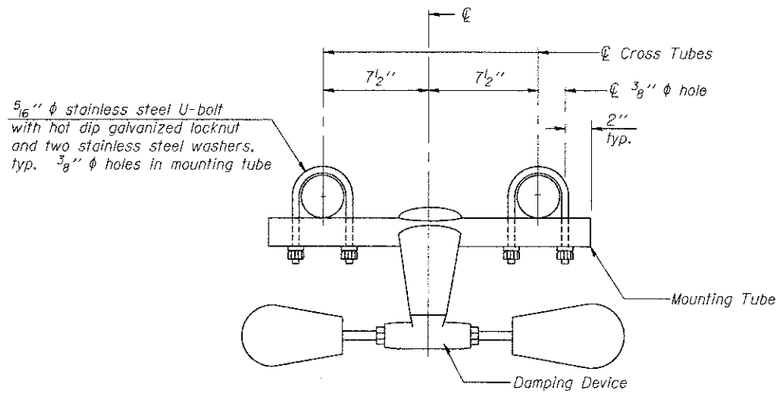

TRUSS DAMPING DEVICE CONNECTION DETAIL

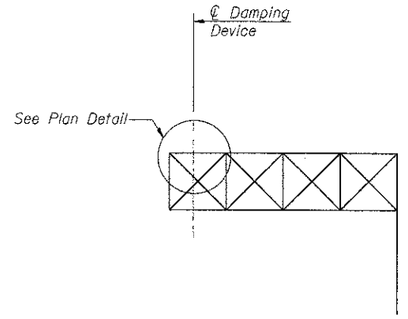

ELEVATION

Aluminum Cantilever Sign Structure

GENERAL NOTES

Damper: One damper per truss. (31 lbs. Stockbridge-Type Aluminum-29" minimum between ends of weights)

Materials: Aluminum tubes shall be ASTM B221 alloy 6061 temper T6

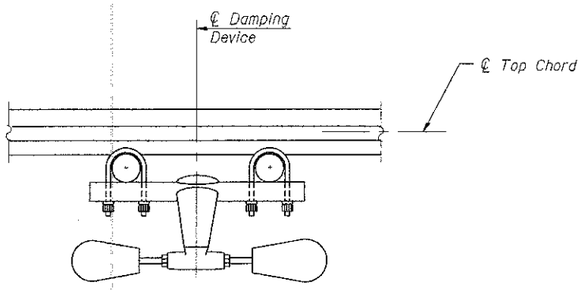

SECTION A-A

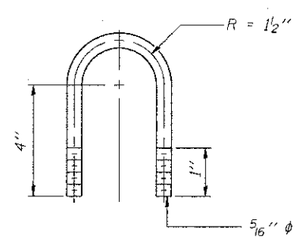

DAMPING DEVICE MOUNTING TUBE U-BOLT DETAIL

(Typical)

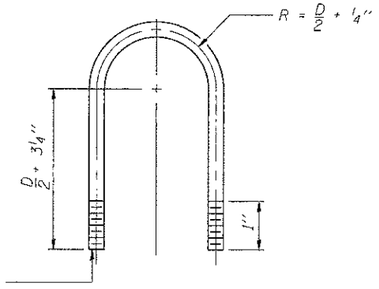

TOP CHORD TO CROSS TUBE U-BOLT DETAIL

(Typical)

OSC-A-D 6-1-12

FILE NAME = $FILEL$	USER NAME = $USER$	DESIGNED - MDJ	REVISED -	STATE OF ILLINOIS DEPARTMENT OF TRANSPORTATION	CANTILEVER SIGN STRUCTURE DAMPING DEVICE	F.A.P. RTE. 998	SECTION 82-1R	COUNTY ST. CLAIR	TOTAL SHEETS 294 / SHEET NO. 196
TENG & ASSOCIATES, INC. ENGINEERS/ARCHITECTS/PLANNERS CHICAGO, ILLINOIS	PLOT SCALE = $SCALE$	DRAWN - MDJ	REVISED -	I-70 CONNECTION				CONTRACT NO. 76C43	
	PLOT DATE = $DATE$	CHECKED - JLR	REVISED -		SCALE: SHEET NO. 3 OF 9 SHEETS STA. TO STA.	FED. ROAD DIST. NO.	ILLINOIS	FED. AID PROJECT	
		DATE - 06/29/12	REVISED -						

...\OBCONN-08-DESIGNB.DGN, ...\OBCONN-08-BORDER1.DGN
6-27-2012, 9:57:13 BONDHUJO \\FS-0044\VM\VAULT_D\TRANS 07\2202\20868-001\STRUCT\CAD\01 DESIGN\SIGNSTRUCTURE\SHEET\OBCONN-08-SHT-SIGNSJUDGN