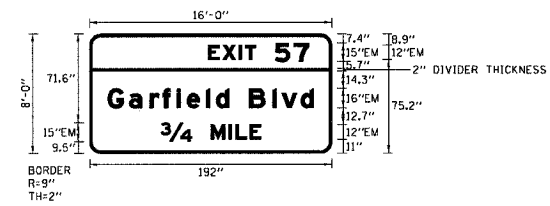


SIGN DETAIL



SIGN NUMBER	ISO161094L058.8 LT
WIDTH x HEIGHT	16'-0" x 8'-0"
BORDER WIDTH	2"
CORNER RADIUS	9"
MOUNTING	OVERHEAD
BACKGROUND	TYPE: REFLECTIVE
	COLOR: GREEN
LEGEND/BORDER	TYPE: REFLECTIVE
	COLOR: WHITE

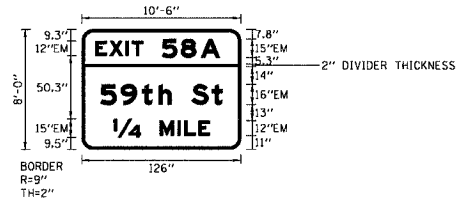
SYMBOL	X	Y	WID	HT

DIMENSIONS ARE IN INCHES, TENTHS

LETTER LOCATIONS ARE PANEL EDGE TO LOWER LEFT CORNER

LETTER POSITIONS (X)											LENGTH SERIES, SIZE			
E	X	I	T	S	7						79.8	EM12,EM15		
94.2	105.5	118.3	123.1	146.9	162									
G	a	r	f	i	d	B	l	v	d		163.4	EM16/12		
14.3	31.3	47.6	57.7	69	77.1	92.3	100.2	110.4	126.4	144.9	152.4	167.5		
3/4	M	I	L	E									79.6	EM15,EM12
56.2	96.2	110.3	115.7	127										

SIGN DETAIL



SIGN NUMBER	ISO161094L058.8 RT
WIDTH x HEIGHT	10'-6" x 8'-0"
BORDER WIDTH	2"
CORNER RADIUS	9"
MOUNTING	OVERHEAD
BACKGROUND	TYPE: REFLECTIVE
	COLOR: GREEN
LEGEND/BORDER	TYPE: REFLECTIVE
	COLOR: WHITE

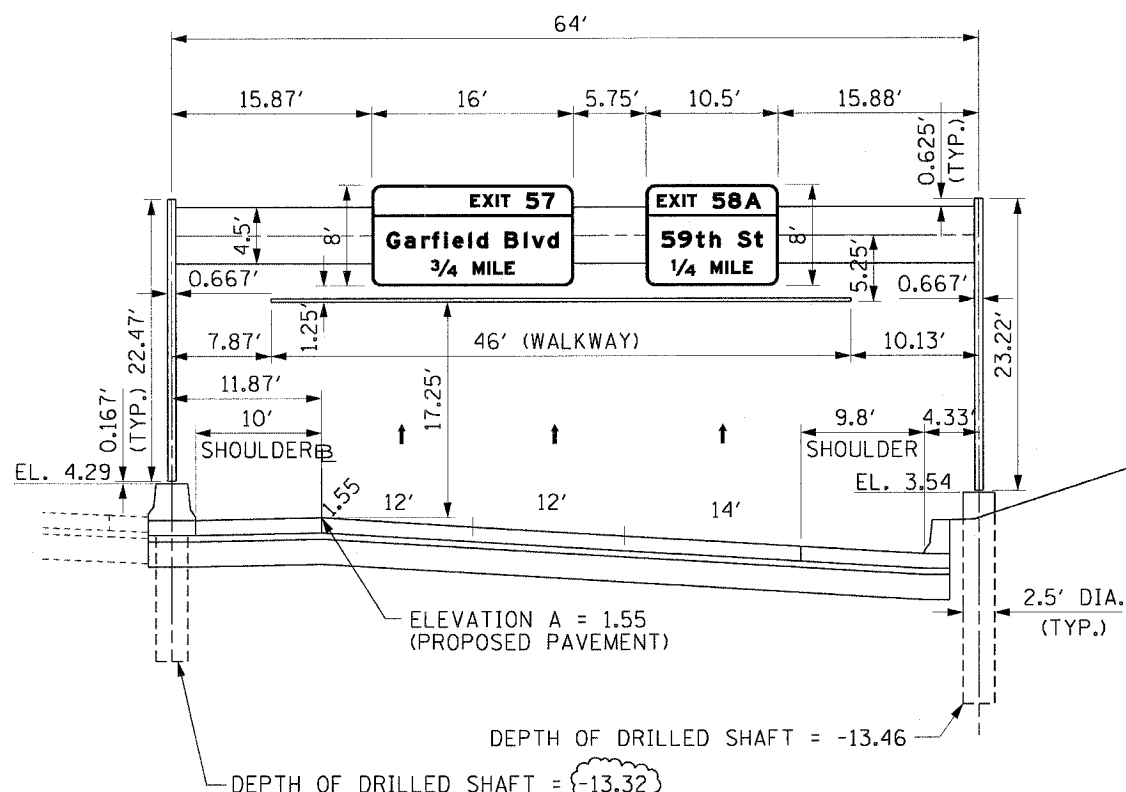
SYMBOL	X	Y	WID	HT

DIMENSIONS ARE IN INCHES, TENTHS

LETTER LOCATIONS ARE PANEL EDGE TO LOWER LEFT CORNER

LETTER POSITIONS (X)											LENGTH SERIES, SIZE	
E	X	I	T	S	B	A					98.7	EM12,EM15
10.7	21.9	34.8	39.6	63.4	78.5	94.4						
5	9	+	h	S	+						96.5	EM16/12
14.7	30.8	47.7	60.8	71	87	103.2						
1/4	M	I	L	E							76.6	EM15,EM12
24.7	61.7	75.8	81.2	92.5								

TYPE I-A 8" PIPE TRUSS SUPPORT FRAME



ISO161094L058.8  
MOUNTING DETAIL  
PROPOSED OVERHEAD SIGN STRUCTURE  
STA 4421+30.00 N.B. LOCAL I-90/94  
LOOKING NORTH

NOTES:

1. PROPOSED PAVEMENT FOR LOCAL LANES IS SHOWN FOR INFORMATION ONLY.
2. REFER TO ELECTRICAL INFRASTRUCTURE PLANS FOR ORIENTATION AND LOCATION OF THE CONDUIT EMBEDDED IN THE OVERHEAD SIGN FOUNDATIONS.

REVISIONS	
NAME	DATE
Addendum 1	7/21/06

F:\P40466\Civil\NB-Cntrs IB & 1931\Final\IBAS\Signing\ASSIGN\012121.dwg 7/27/2006 12:41:25 PM