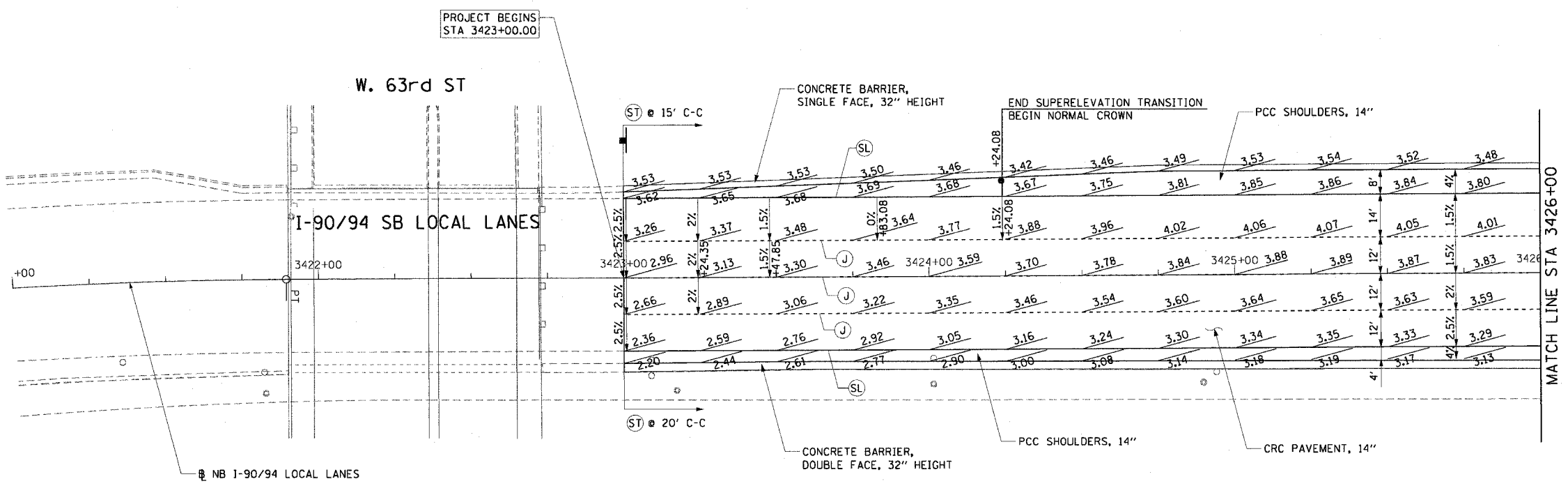
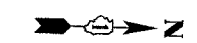
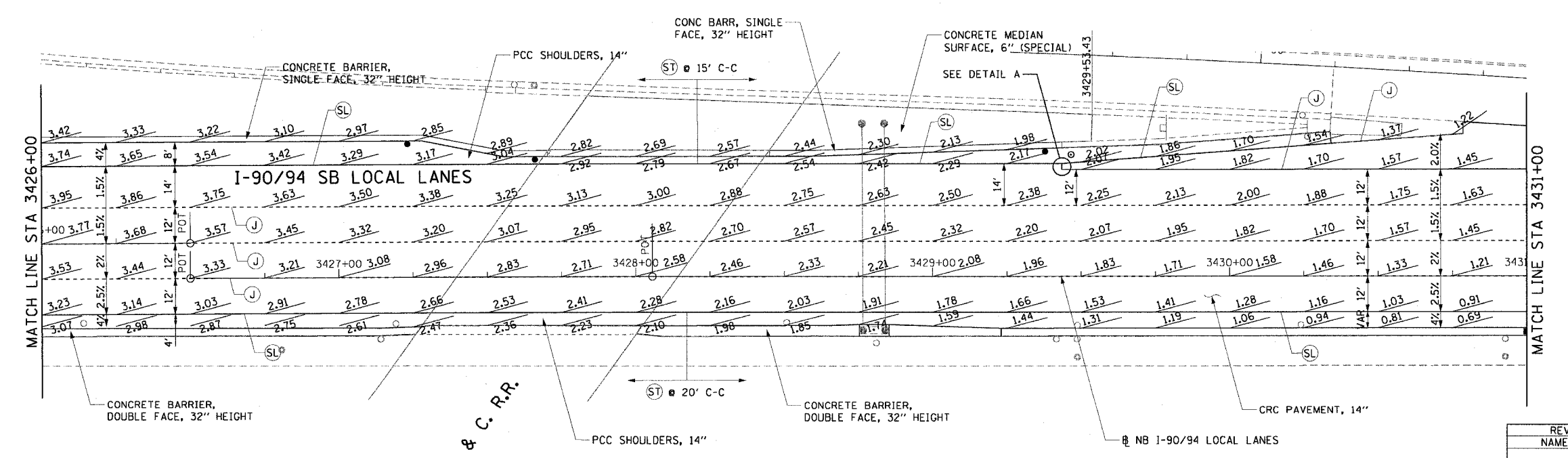



F.A.I. R.T.E.	SECTION	COUNTY	TOTAL SHEETS	SHEET NO.
90/94		COOK	247	80
STA. 3423+00		TO STA. 3431+00		
FED. ROAD DIST. NO. 1 ILLINOIS FED. AID PROJECT				
60A63 • (1919.15, 2021-922 PT1 & PT2) R-2				



- NOTES:
- SEE ALIGNMENT AND TIES SHEETS FOR CURVE INFORMATION.
  - SEE ROADWAY PLAN SHEETS FOR BEGINNING AND END TAPER STATIONS AND TAPER RATES.
  - PAVEMENT ELEVATIONS ARE SHOWN AT 25' INTERVALS.
  - AT THE PROJECT LIMITS, THE CONTRACTOR SHALL MEET THE EXISTING ROADWAY ELEVATIONS AND TRANSVERSE SHOULDER CONTRACTION JOINT SPACING OF CONTRACT 62589 AT THAT STATION.
  - SEE ROADWAY DETAILS FOR THE TYING OF THE BARRIER BASE TO THE PCC SHOULDER.
  - TRANSITION FROM 4% SHOULDER SLOPE TO 1.5% GORE SLOPE AT A DISTANCE OF 25' FROM THE START OF THE GORE.

- LEGEND:
- CG LONGITUDINAL CURB AND GUTTER JOINT - NO. 6 EPOXY COATED TIE BARS, 24" LONG AT 24" C-C
  - J LONGITUDINAL SAWED JOINT - NO. 6 EPOXY COATED TIE BARS, 30" LONG AT 30" C-C
  - LONGITUDINAL CONTRACTION JOINT - NO. 8 EPOXY COATED TIE BARS, 24" LONG AT 24" C-C
  - SL LONGITUDINAL SHOULDER CONTRACTION JOINT - NO. 8 EPOXY COATED TIE BARS, 30" LONG AT 24" C-C
  - ST TRANSVERSE SHOULDER CONTRACTION JOINT - SPACED 15' C-C ALONG OUTSIDE SHOULDER - SPACED 20' C-C AT ALL OTHER LOCATIONS



CTE | AECOM

P.F.T.W. & C. R.R.

REVISIONS	
NAME	DATE

PJE-1

ILLINOIS DEPARTMENT OF TRANSPORTATION  
F.A.I. 90/94 (DAN RYAN EXPRESSWAY)  
63RD STREET TO GARFIELD BLVD (SB LOCAL LANES)

PAVEMENT JOINT AND ELEVATION PLANS

SCALE: 1"=20'

DATE: June 9, 2006

DRAWN BY: PHP  
CHECKED BY: NJH

F:\40468\Civil\8-Chrs\18 & 19\STAC\17 19AVPJE Streets\17-19600205.rvt 1/25/2006 1:05:34 PM