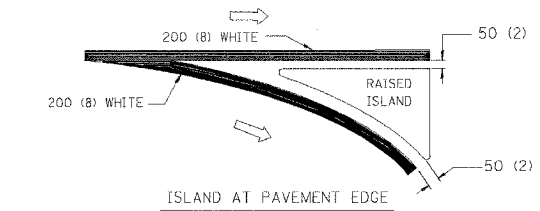
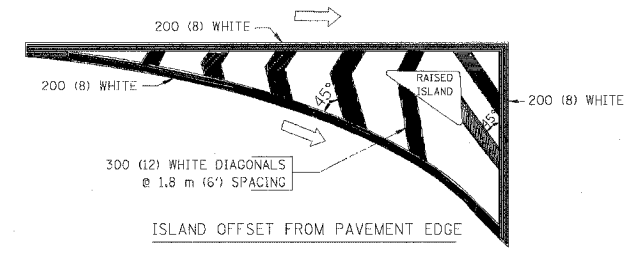


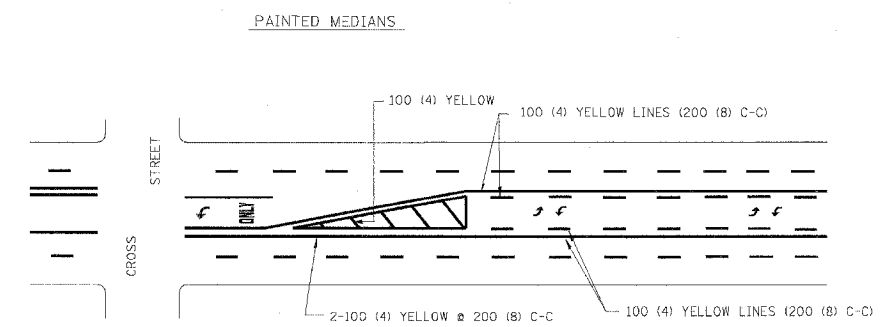
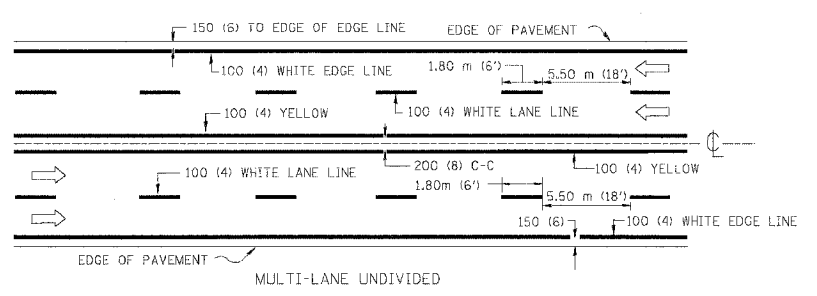
* FOR MEDIAN LENGTHS WHERE DIAGONAL SPACING CANNOT BE ATTAINED, USE 5 (FIVE) EQUALLY SPACED DIAGONAL LINES.
 * DIAGONAL LINE SPACING: 6.1 m (20') C-C



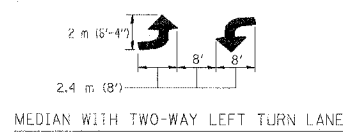
TYPICAL ISLAND MARKING

| TYPE OF MARKING | WIDTH OF LINE | PATTERN | COLOR | SPACING / REMARKS |
|---|--|-------------------------|---|--|
| CENTERLINE ON 2 LANE PAVEMENT | 100 (4) | SKIP-DASH | YELLOW | 1.80 m (6') LINE WITH 5.50 m (18') SPACE |
| CENTERLINE ON MULTI-LANE UNDIVIDED PAVEMENT | 2 @ 100 (4) | SOLID | YELLOW | 200 (8) C-C |
| NO PASSING ZONE LINES FOR ONE DIRECTION | 100 (4) | SOLID | YELLOW | 200 (8) C-C |
| NO PASSING ZONE LINES FOR BOTH DIRECTIONS | 2 @ 100 (4) | SOLID | YELLOW | 200 (8) C-C |
| LANE LINES | 100 (4) | SKIP-DASH | WHITE | 1.80 m (6') LINE WITH 5.50 m (18') SPACE |
| DOTTED LINES (EXTENSIONS OF CENTER LANE OR TURN LANE MARKINGS) | SAME AS LINE BEING EXTENDED | SKIP-DASH | SAME AS LINE BEING EXTENDED | 600 (2') LINE WITH 1.8 (6') SPACE |
| EDGE LINES | 100 (4) | SOLID | YELLOW-LEFT WHITE-RIGHT | OUTLINE MOUNTABLE MEDIANS IN YELLOW; EDGE LINES ARE NOT USED NEXT TO BARRIER CURB |
| TURN LANE MARKINGS | 150 (6) LINE; FULL SIZE LETTERS & SYMBOLS (2.4 m (8')) | SOLID | WHITE | SEE TYPICAL TURN LANE MARKING DETAIL |
| TWO WAY LEFT TURN MARKING | 2 @ 100 (4) EACH DIRECTION | SKIP-DASH AND SOLID | YELLOW | 1.8 m (6') LINE WITH 5.50 m (18') SPACE FOR SKIP-DASH; 200 (8) C-C BETWEEN SOLID LINE AND SKIP-DASH LINE |
| | 2.4 m (8') LEFT ARROW | IN PAIRS | WHITE | SEE TYPICAL TWO-WAY LEFT TURN MARKING DETAIL |
| CROSSWALK LINES (PEDESTRIAN) A. DIAGONALS (BIKE & EQUESTRIAN) B. LONGITUDINAL BARS (SCHOOL) | 2 @ 150 (6) 300 (12) @ 45° 200 (8) @ 90° | SOLID SOLID SOLID | WHITE WHITE WHITE | NOT LESS THAN 1.8 m (6') APART 600 (2') APART 700 (2'-4") APART SEE TYPICAL CROSSWALK MARKING DETAILS. |
| STOP LINES | 600 (24) | SOLID | WHITE | PLACE 1.2 m (4') IN ADVANCE OF AND PARALLEL TO CROSSWALK, IF PRESENT. OTHERWISE, PLACE AT DESIRED STOPPING POINT, PARALLEL TO CROSSROAD CENTERLINE, WHERE POSSIBLE |
| PAINTED MEDIANS | 2 @ 100 (4) WITH 300 (12) DIAGONALS @ 45° | SOLID | YELLOW; TWO WAY TRAFFIC WHITE; ONE WAY TRAFFIC | 200 (8) C-C FOR THE DOUBLE LINE SEE TYPICAL PAINTED MEDIAN MARKING. |
| GORE MARKING AND CHANNELIZING LINES | 200 (8) WITH 300 (12) DIAGONALS @ 45° | SOLID | WHITE | DIAGONALS: 6.1 m (20') (LESS THAN 50 km/h (30 MPH)) |
| RAILROAD CROSSING | 600 (24) TRANSVERSE LINES; "RR" IS 1.8 m (6') LETTERS; 400 (16) LINE FOR "X" | SOLID | WHITE | SEE STATE STANDARD 780001 AREA OF: "R"=0.33m ² (3.6 SQ. FT.) EACH "X"=5.0 m ² (54.0 SQ. FT.) |

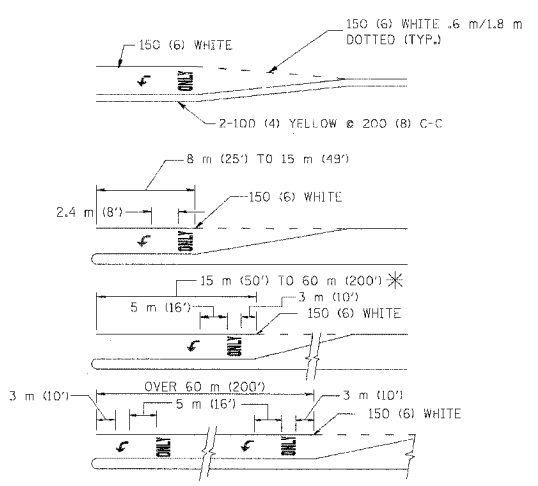
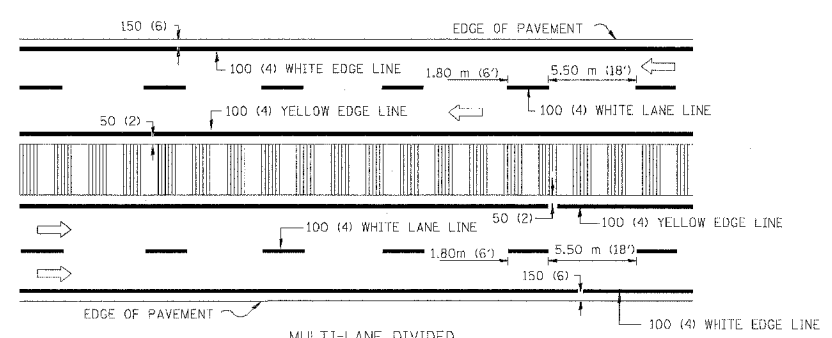
FOR FURTHER DETAILS ON PAVEMENT MARKING REFER TO STREET MARKING STANDARDS, PRINTED BY CITY OF CHICAGO, DEPARTMENT OF TRANSPORTATION, BUREAU OF TRAFFIC.



A MINIMUM OF TWO PAIRS OF TURN ARROWS SHALL BE USED, WHITE IN COLOR. ADDITIONAL PAIRS SHALL BE PLACED AT 60 m (200') TO 90 m (300') INTERVALS.



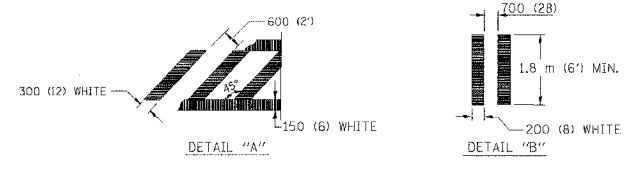
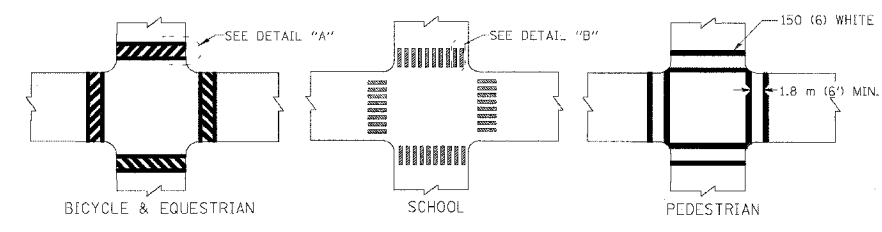
TYPICAL PAINTED MEDIAN MARKING



FULL SIZE LETTERS 2.4 m (8') AND ARROWS SHALL BE USED.
 AREA = 1.47 m² (15.8 SQ. FT.) ONLY AREA = 2.13 m² (22.9 SQ. FT.)
 * TURN LANES IN EXCESS OF 20 m (100') IN LENGTH MAY HAVE AN ADDITIONAL SET OF ARROW - "ONLY" INSTALLED MIDWAY BETWEEN THE OTHER TWO SETS OF ARROW - "ONLY".

TYPICAL LEFT (OR RIGHT) TURN LANE

TYPICAL LANE AND EDGE LINE MARKING



TYPICAL CROSSWALK MARKING

TYPICAL TURN LANE MARKING

All dimensions are in millimeters (inches) unless otherwise shown. 1 OF 2

ILLINOIS DEPARTMENT OF TRANSPORTATION
 CITY OF CHICAGO
 TYPICAL PAVEMENT MARKINGS

| REVISIONS | |
|--------------|----------|
| NAME | DATE |
| T. RAMMACHER | 12/07/00 |
| | |
| | |
| | |
| | |

SCALE: NONE
 DATE 10/18/2002
 DRAWN BY CADD
 CHECKED BY TC-24