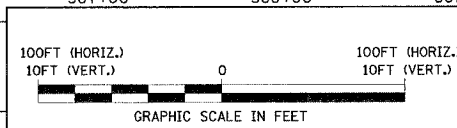
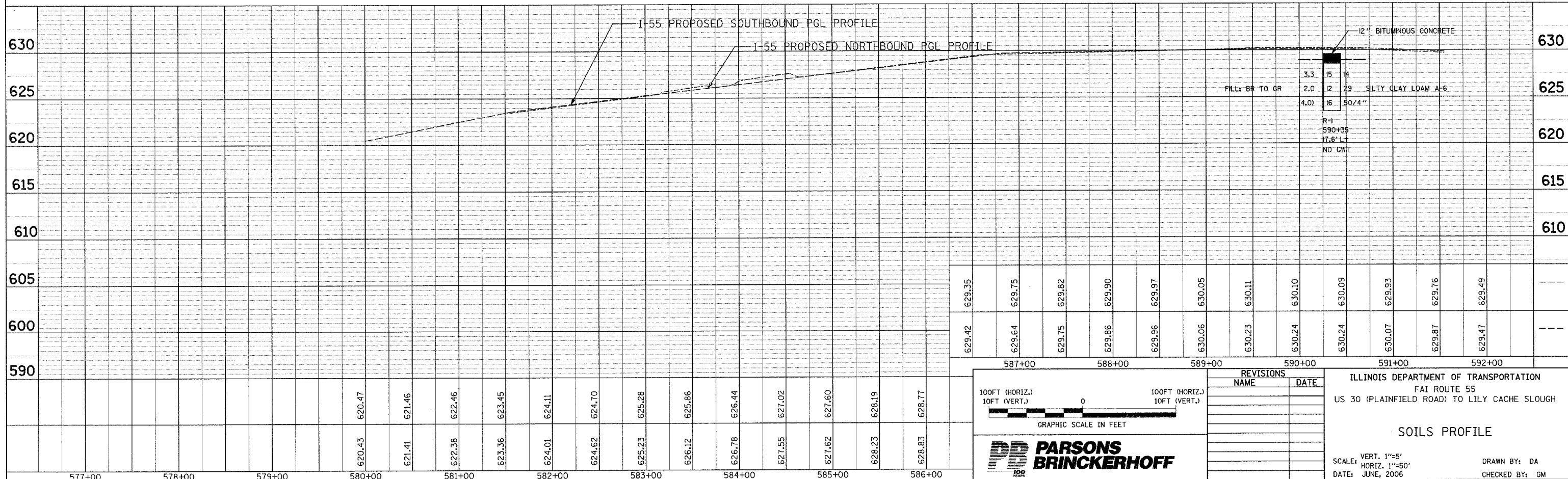
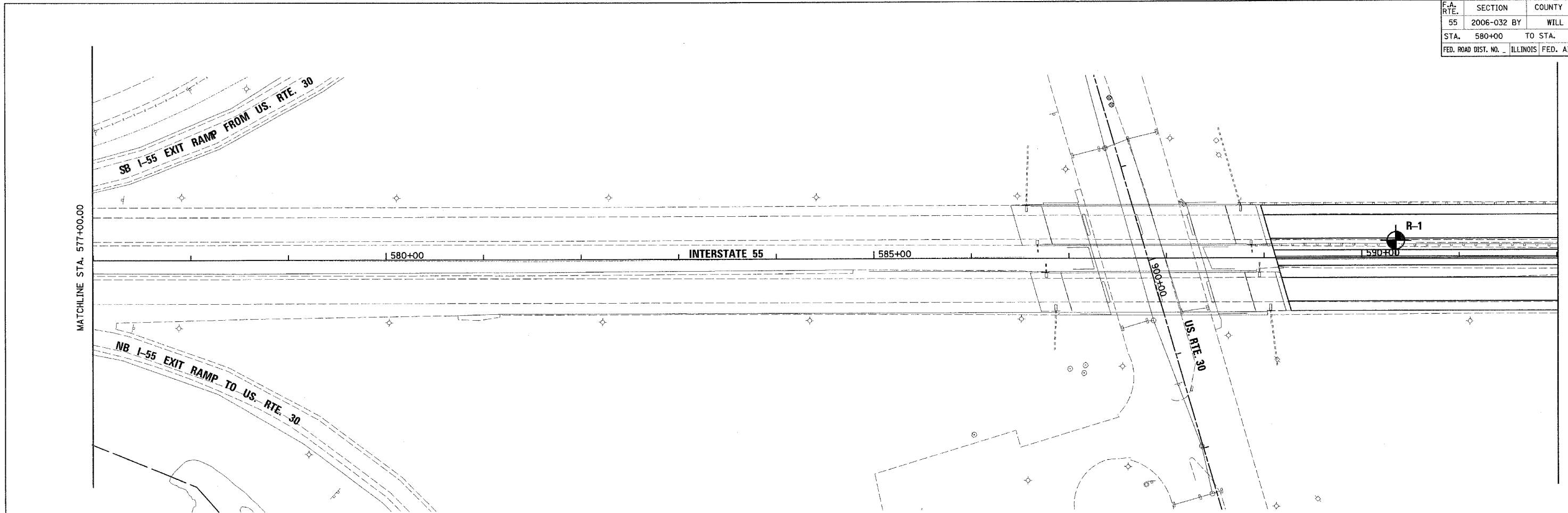


| | | | | |
|---|----------------|--------|--------------|-----------|
| F.A. RTE. | SECTION | COUNTY | TOTAL SHEETS | SHEET NO. |
| 55 | 2006-032 BY | WILL | 505 | 78 |
| STA. 580+00 | TO STA. 592+00 | | | |
| FED. ROAD DIST. NO. ILLINOIS FED. AID PROJECT | | | | |



| REVISIONS | |
|-----------|------|
| NAME | DATE |
| | |
| | |
| | |
| | |

ILLINOIS DEPARTMENT OF TRANSPORTATION
 FAI ROUTE 55
 US 30 (PLAINFIELD ROAD) TO LILY CACHE SLOUGH

SOILS PROFILE

SCALE: VERT. 1"=5'
 HORIZ. 1"=50'
 DATE: JUNE, 2006

DRAWN BY: DA
 CHECKED BY: GM