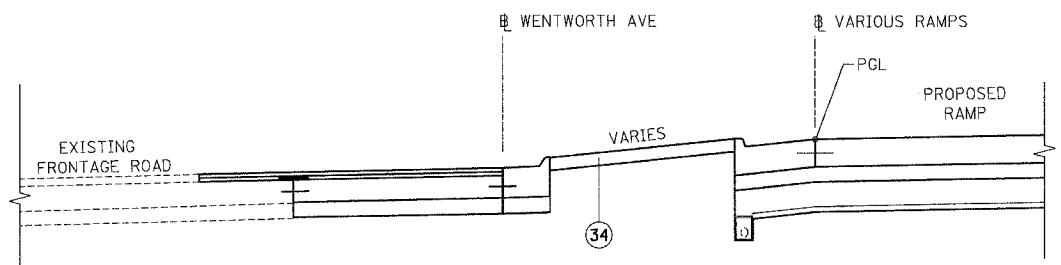


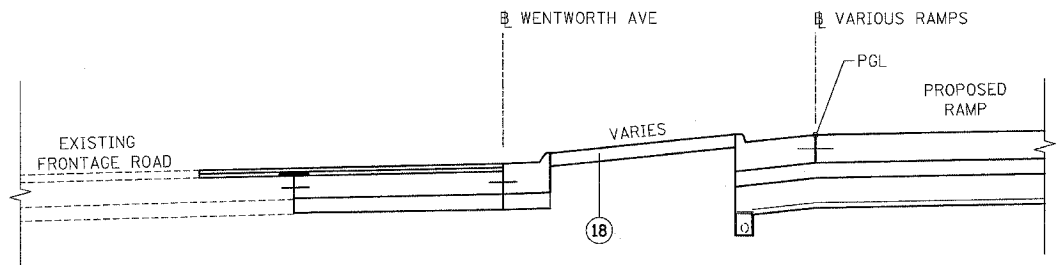
F.A.I.	SECTION	COUNTY	TOTAL SHEETS	SHEET NO.
94/90	*	COOK	588	29
STA.		TO STA.		
FED. ROAD DIST. NO.		ILLINOIS FED. AID PROJECT		
62303		(2021-922 PT2 ETC 2324.6-1P) R-11		

**PROPOSED LEGEND**

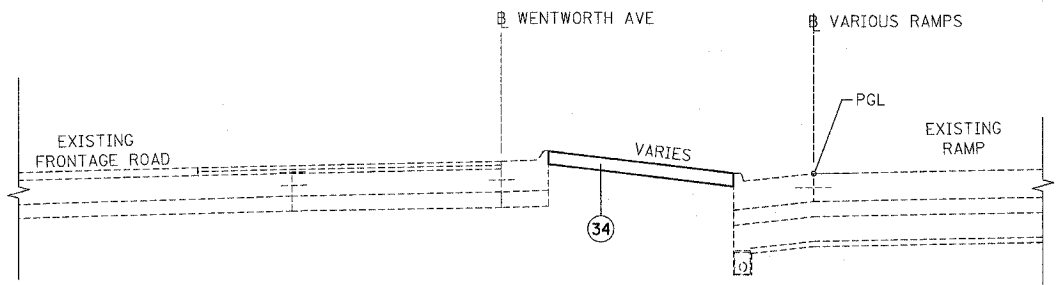
- ① CONTINUOUSLY REINFORCED PORTLAND CEMENT CONCRETE PAVEMENT 14" AND PAVEMENT REINFORCEMENT 14"
- ② NOT USED
- ③ STABILIZED SUB-BASE 4 1/2"
- ④ SUB-BASE GRANULAR MATERIAL, TYPE B 6"
- ⑤ SUB-BASE GRANULAR MATERIAL, TYPE B 24"
- ⑥ GEOTECHNICAL FABRIC FOR GROUND STABILIZATION
- ⑦ BITUMINOUS CONCRETE SURFACE COURSE, SUPERPAVE, MIX "D" N70, 1 1/2"
- ⑧ POLYMERIZED LEVELING BINDER (MACHINE METHOD), SUPERPAVE, IL-4.75, N50, 1"
- ⑨ BITUMINOUS MATERIALS (PRIME COAT)
- ⑩ STRIP REFLECTIVE CRACK CONTROL TREATMENT
- ⑪ PORTLAND CEMENT CONCRETE BASE COURSE 9 1/2"
- ⑫ PORTLAND CEMENT CONCRETE PAVEMENT 11" (JOINTED)
- ⑬ PORTLAND CEMENT CONCRETE SHOULDERS 11"
- ⑭ EXCAVATE AND PLACE EXISTING GRANULAR MATERIAL
- ⑮ PORTLAND CEMENT CONCRETE SHOULDERS 14" (& VAR.)
- ⑯ CONCRETE GUTTER, TYPE B
- ⑰ CONCRETE MEDIAN SURFACE, 5" (MODIFIED)
- ⑱ CONCRETE MEDIAN SURFACE, 6" (SPECIAL)
- ⑲ CONCRETE MEDIAN SURFACE, 6"
- ⑳ CONCRETE BARRIER, DOUBLE FACE, 32" HEIGHT
- ㉑ CONCRETE BARRIER, SINGLE FACE, 32" HEIGHT
- ㉒ CHAIN LINK FENCE, 4' (SPECIAL)
- ㉓ BARRIER BASE
- ㉔ BARRIER WALL MARKERS, TYPE C (80' C-C)
- ㉕ COMBINATION CONCRETE CURB AND GUTTER, TYPE B-6.12
- ㉖ COMBINATION CONCRETE CURB AND GUTTER, TYPE M-2.24
- ㉗ COMBINATION CONCRETE CURB AND GUTTER, TYPE M-4.24
- ㉘ COMBINATION CONCRETE CURB AND GUTTER, TYPE M-4.48 (MODIFIED)
- ㉙ PIPE UNDERDRAINS 6"
- ㉚ RETAINING WALL
- ㉛ MODIFIED EXISTING RETAINING WALL
- ㉜ SAND BACKFILL
- ㉝ GUARDRAIL
- ㉞ TOPSOIL FURNISH AND PLACE SEEDING (SEE LANDSCAPING PLANS FOR DETAILS)
- ㉟ LONGITUDINAL SAWED OR CONSTRUCTION JOINT. FOR LONGITUDINAL SAWED JOINT, POUR IN PLACE NO. 6 DEFORMED EPOXY TIE BARS 30" LONG AT 30" C-C. FOR LONGITUDINAL CONSTRUCTION JOINT, DRILL AND GROUT NO. 8 DEFORMED EPOXY TIE BARS 24" LONG AT 24" C-C. (SHALL BE INCLUDED IN THE COST OF C.R.P.C.C. PAVEMENT 14")
- ㊱ LONGITUDINAL CONSTRUCTION JOINT. DRILL AND GROUT NO. 6 DEFORMED EPOXY TIE BARS 24" LONG AT 24" C-C. (SHALL BE INCLUDED IN THE COST OF THE APPLICABLE COMB. CONC. CURB AND GUTTER TYPE)
- ㊲ LONGITUDINAL CONSTRUCTION JOINT. DRILL AND GROUT NO. 8 DEFORMED EPOXY TIE BARS 24" LONG AT 24" C-C. (SHALL BE INCLUDED IN THE COST OF P.C.C. BASE COURSE 9")
- ㊳ LONGITUDINAL CONSTRUCTION JOINT. DRILL AND GROUT NO. 8 DEFORMED EPOXY TIE BARS 30" LONG AT 24" C-C. (SHALL BE INCLUDED IN THE COST OF THE APPLICABLE P.C.C. SHOULDER TYPE)
- ㊴ SUB-BASE GRANULAR MATERIAL, TYPE B 12"



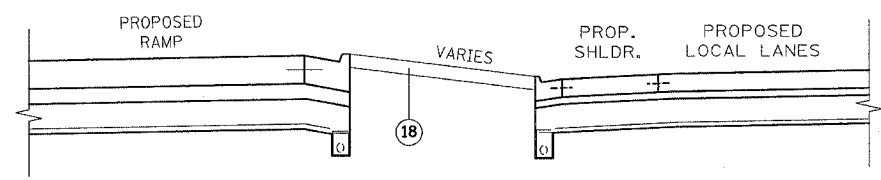
**PROPOSED UPPER RAMP GROUND TREATMENT**  
RAMPS: 43C, 39D



**PROPOSED UPPER RAMP GROUND TREATMENT**  
RAMPS: 43A



**PROPOSED UPPER RAMP GROUND TREATMENT**  
RAMPS: T35D, T39A, 35A, 31D



**PROPOSED LOWER RAMP GROUND TREATMENT**

STATION	RAMP
(PAVED ATTENUATOR PAD)	- 47A
7053+75.16 TO 7054+50.54	- 43C
5043+15.19 TO 5043+02.73	- 43A
7044+85.05 TO 7045+64.71	- 39D
7043+29.85 TO 7043+55.03	- T35D
5023+75.91 TO 5023+90.86	- T39A
(PAVED ATTENUATOR PAD)	- 35A
7004+64.38 TO 7004+89.50	- 31D

**NOTES:**

1. SEE ROADWAY DETAILS FOR VARIABLE HEIGHT OF THE DOUBLE FACE BARRIER WALL AND FOR THE TYING OF THE BARRIER BASE TO THE PCC SHOULDER AND FOR THE LIMITS OF CONSTRUCTION OF THE SUB-BASE GRANULAR MATERIAL UNDER THE DOUBLE FACE BARRIER WALL.
2. SHOULDER RUMBLE STRIPS SHALL BE CONSTRUCTED IN THE PROPOSED AND EXISTING SHOULDERS OF THE LOCAL AND EXPRESS LANES ACCORDING TO IDOT STANDARD 642001.
3. TYPICAL SECTIONS NEED TO BE VERIFIED WITH THE ROADWAY PLANS AS THEY ARE A REPRESENTATION OF THE PLANS. THEY DO NOT SHOW ALL CONFIGURATIONS, JUST THE MOST PREDOMINANT.
4. THE SLOPE OF THE STABILIZED SUB-BASE 4 1/2" UNDER THE SHOULDERS AND CURB AND GUTTER SHALL MATCH THE SLOPE OF THE ADJACENT PAVEMENT IN THE NORMAL CROWNED AREAS.

•• SEE PLAN SHEETS FOR DETAILS

REVISIONS	
NAME	DATE
ADDENDUM 1	7/28/06

PRTYP-10

**ILLINOIS DEPARTMENT OF TRANSPORTATION**  
**F.A.I. 94/90 (DAN RYAN EXPRESSWAY)**  
**GARFIELD BLVD TO 31ST STREET (SB LOCAL LANES)**

**PROPOSED TYPICAL SECTIONS**

SCALE: NTS  
DATE: 06/09/06

DRAWN BY: JDC  
CHECKED BY: RS

**BOWMAN, BARRETT & ASSOCIATES INC.**  
CONSULTING ENGINEERS  
Chicago, Illinois  
312.228.0100  
www.bbainc.com

13650 FM 7/28/2006