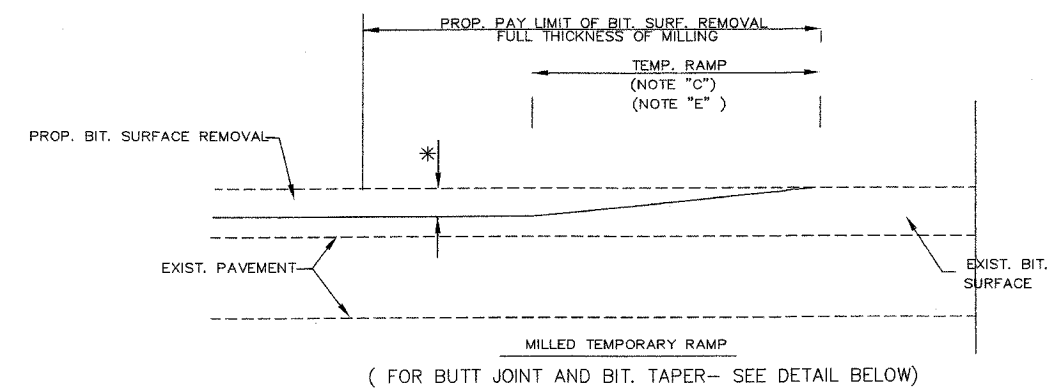
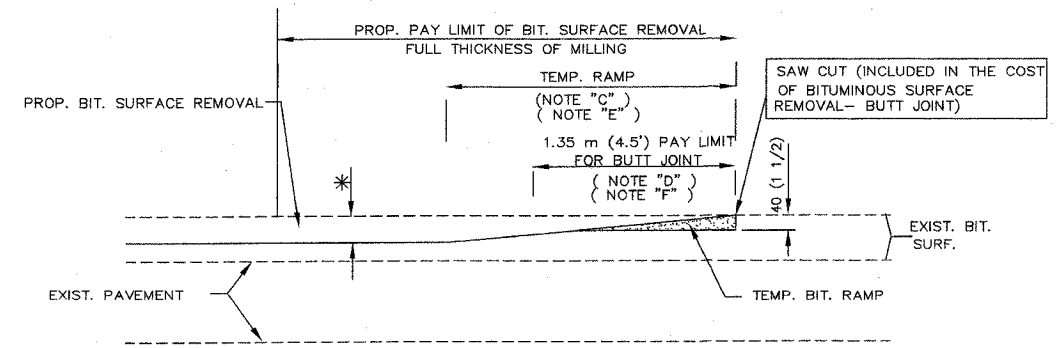


FAU RTE	SECTION	COUNTY	TOTAL SHEETS	SHEET NO.
(75TH ST)1691	05-00014-00-RS	COOK	18	17
(RIVER RD)1692				
F.H.W.A. REG.	ILLINOIS	PROJECT M-8003(570)		

CONTRACT NO. 83868



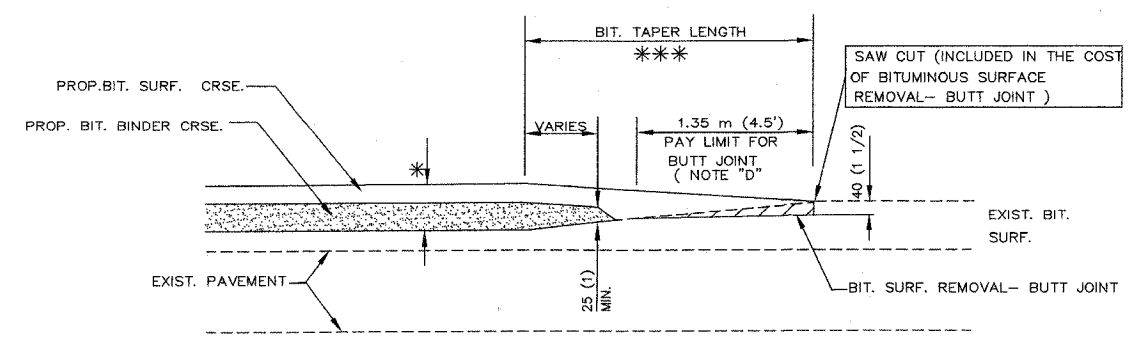
OPTION 1



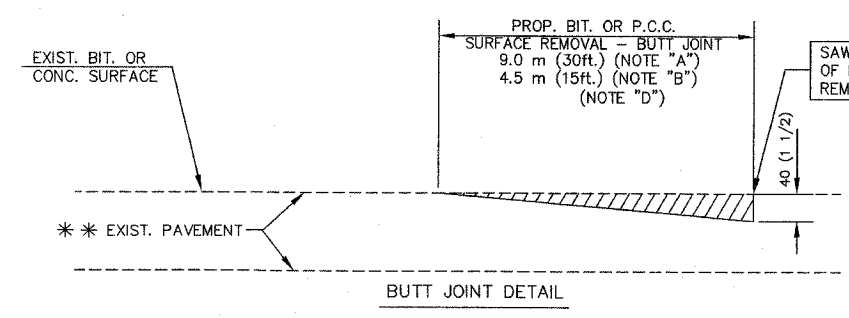
BITUMINOUS CONSTRUCTED TEMPORARY RAMP
(FOR BUTT JOINT AND BIT. TAPER- SEE DETAIL BELOW)

OPTION 2

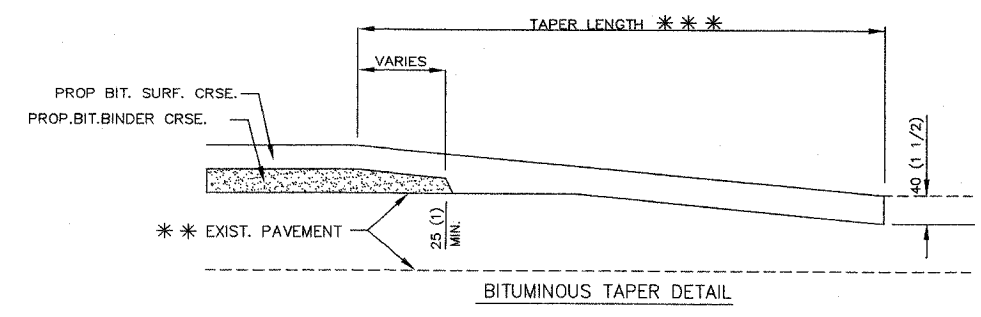
TYPICAL TEMPORARY RAMP



TYPICAL BUTT JOINT AND BITUMINOUS TAPER
FOR MILLING AND RESURFACING



BUTT JOINT DETAIL



BITUMINOUS TAPER DETAIL

TYPICAL BUTT JOINT AND BITUMINOUS TAPER
FOR RESURFACING ONLY

*** PC CONCRETE, BITUMINOUS OR BITUMINOUS RESURFACED PAVEMENT.

NOTES

- A: MAINLINE ROADWAY AND MAJOR SIDE ROADS.
 - B: MINOR SIDE ROADS.
 - C: THE TEMP. RAMP SHALL BE CONSTRUCTED IMMEDIATELY UPON REMOVAL OF THE EXISTING BITUMINOUS SURFACE.
 - D: THE BUTT JOINT SHALL BE CONSTRUCTED IMMEDIATELY PRIOR TO PLACING THE PROPOSED BITUMINOUS SURFACES.
 - E: TAPER THE TEMP. RAMP AT THE RATE OF 900 (3 ft.) PER INCH OF MILLING THICKNESS
 - F: INSTALLATION AND REMOVAL OF THE 1.35m (4.5') TEMP. BIT. RAMP WILL BE PAID AS "BITUMINOUS SURFACE REMOVAL - BUTT JOINT".
 - G: SEE ARTICLE 406.18 AND 406.24 OF THE STANDARD SPECIFICATIONS FOR "BITUMINOUS AND PCC SURFACE REMOVAL - BUTT JOINT".
- * SEE TYPICAL SECTIONS FOR MILLING THICKNESS.

*** 6.1 m (20') PER 25 (1) RESURFACING (NOTE "A")
3.0 m (10') PER 25 (1) RESURFACING (NOTE "B")

All dimensions are in millimeters (inches) unless otherwise shown

BASIS OF PAYMENT:

THE BUTT JOINT WILL BE PAID FOR PER SQUARE METER (SQUARE YARD.) AS "BITUMINOUS SURFACE REMOVAL - BUTT JOINT" OR AS "PORTLAND CEMENT CONCRETE SURFACE REMOVAL - BUTT JOINT".

REVISIONS	
NO.	DATE
M. DE YONG	6-13-90
M. DE YONG	7-3-90
M. DE YONG	3-27-92
R. SHAH	09/09/94
R. SHAH	10/25/94
A. ABBAS	03/21/97

ILLINOIS DEPARTMENT OF TRANSPORTATION

BUTT JOINT AND BITUMINOUS TAPER DETAILS

SCALE: NONE DRAWN BY CADD
DATE 08/19/99 CHECKED BY

REVISIONS			
NO.	BY	DATE	DESCRIPTION
1	THK	3-29-06	IDOT - DISTRICT 1
2	THK	4-13-06	IDOT - DISTRICT 1

BUTT JOINT AND BITUMINOUS TAPER DETAILS

PROJECT NO. 05084	SCALE NONE	SHEET 17
DRAWN/DESIGNED JFP/JLC	DATE NOV., 2005	OF 18
CHECKED/APPROVED JLC	FIELD BOOK NO. FILE	SHEETS