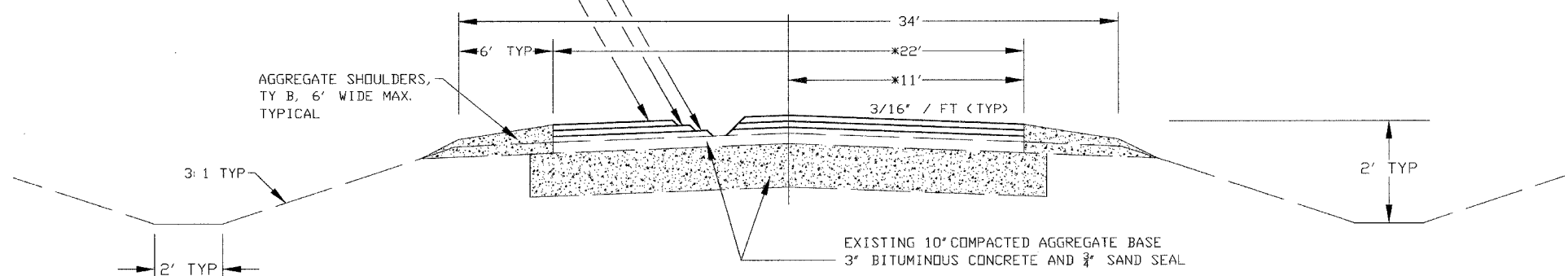


ROUTE NO.	SECTION	COUNTY	TOTAL SHEETS	SHEET NO.
FAS 322	04-00235-02-RS	IRROQUOIS	6	3
F. H. W. A. REG. 4 ILLINOIS			PROJECT RS-322(107)	

CONTRACT 87284

- 0. 75' PLUS 56 LBS/SQ YD CROWN CORRECTION LEVELING BINDER MACHINE METHOD, SUPERPAVE IL-9.5 N50
- 2. 25' BITUMINOUS CONCRETE BINDER COURSE, SUPERPAVE, IL-19.0, N50
- 1. 25' BITUMINOUS CONCRETE SURFACE COURSE, SUPERPAVE MIXTURE C N50

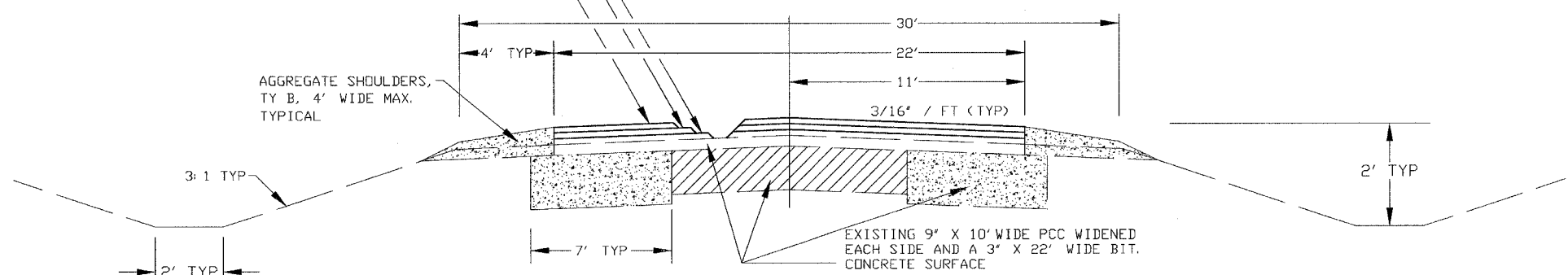
* EXISTING BASE WIDENED 3' FROM STA 13+97 TO STA 25+32 LT
STA 169+57 TO STA 181+66 RT
BASE = 15', SURFACE = 14'



TYPICAL SECTION #1
STATION 6+00 TO 185+42

- 0. 75' PLUS 56 LBS/SQ YD CROWN CORRECTION LEVELING BINDER MACHINE METHOD, SUPERPAVE IL-9.5 N50
- 2. 25' BITUMINOUS CONCRETE BINDER COURSE, SUPERPAVE, IL-19.0, N50
- 1. 25' BITUMINOUS CONCRETE SURFACE COURSE, SUPERPAVE MIXTURE C N50

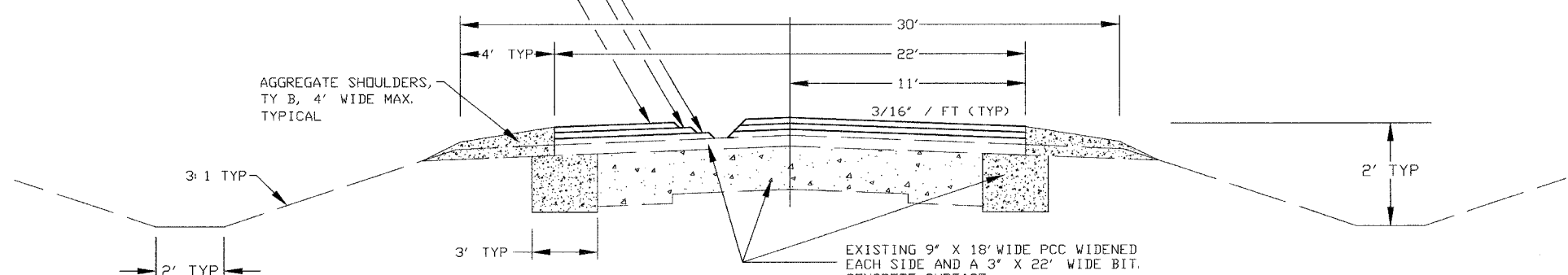
AGGREGATE SHOULDERS, TY B, 4' WIDE MAX. TYPICAL



TYPICAL SECTION #2
STATION 185+42 TO 199+73

- 0. 75' PLUS 56 LBS/SQ YD CROWN CORRECTION LEVELING BINDER MACHINE METHOD, SUPERPAVE IL-9.5 N50
- 2. 25' BITUMINOUS CONCRETE BINDER COURSE, SUPERPAVE, IL-19.0, N50
- 1. 25' BITUMINOUS CONCRETE SURFACE COURSE, SUPERPAVE MIXTURE C N50

AGGREGATE SHOULDERS, TY B, 4' WIDE MAX. TYPICAL



TYPICAL SECTION #3
STATION 199+73 TO 200+93.2