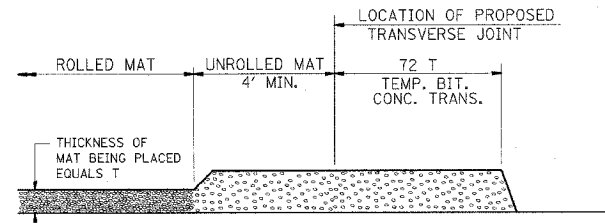


F.A.I. RTE.	SECTION	COUNTY	TOTAL SHEETS	SHEET NO.
57	*	WILLIAMSON	55	54
STA.		TO STA.		
FED. ROAD DIST. NO.		ILLINOIS FED. AID PROJECT		

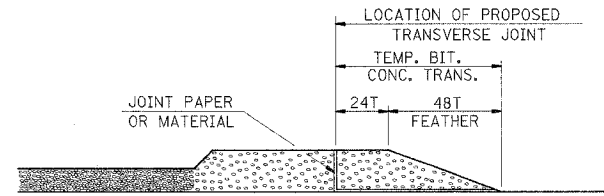
\* [X1-(4,4-1,5,6,6-2)] R-1

## TEMPORARY BITUMINOUS CONCRETE TRANSITIONS



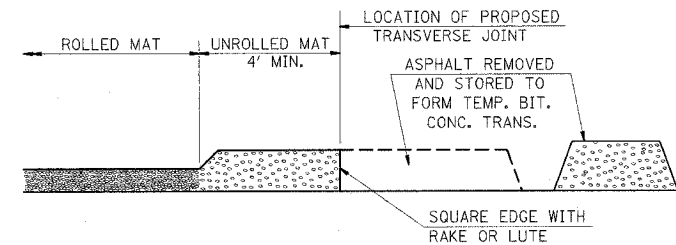
### STEP I

1. PLACE BITUMINOUS MAT, LENGTH 36 TIMES THE THICKNESS OF THE MAT BEING PLACED PAST THE PROPOSED TRANSVERSE JOINT LOCATION USING NORMAL OPERATING PROCEDURES.
2. EXTREME CARE SHOULD BE TAKEN TO MAINTAIN ENOUGH MATERIAL IN FRONT OF THE SCREED TO MAINTAIN REQUIRED PAVING DEPTH.



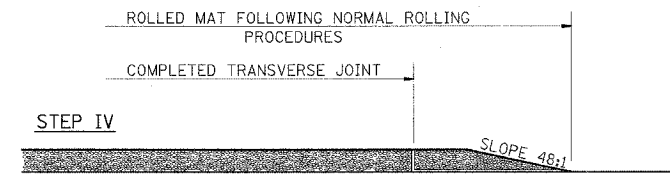
### STEP III

1. JOINT PAPER OR OTHER PRESELECTED JOINT MATERIAL IS THEN PLACED IN THE CLEARED AREA AND THE EXCESS ASPHALT USED TO HAND FORM A TRANSITION TO THE DIMENSIONS SHOWN ABOVE.
2. NOTE THAT IN CONSTRUCTING THE TRANSITION, THE MAT DEPTH IS CONTINUED AS PART OF THE TRANSITION BEFORE FORMING THE FEATHER.



### STEP II

1. MOVE THE PAVER OUT OF THE WAY AND REMOVE THE ASPHALT FROM THE AREA OF THE PROPOSED TEMPORARY BITUMINOUS CONCRETE TRANSITION.
2. SQUARE UP THE END OF THE MAT WITH A RAKE OR LUTE.
3. NOTE THAT THE MAT WITHIN 4' OF THE END OF JOINT IS NOT TO BE ROLLED AT THIS TIME.

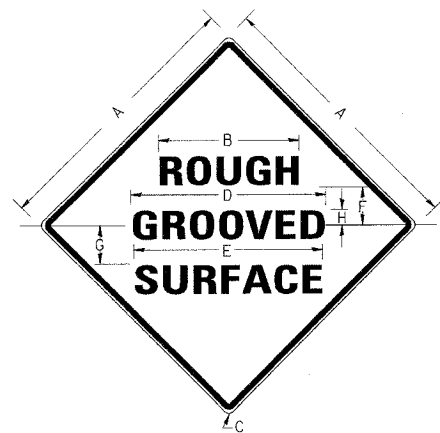


### STEP IV

1. COMPLETE TEMPORARY TRANSITION BY ROLLING.
2. TO RESUME PAVING, AT THE JOINT, REMOVE TEMPORARY TRANSITION AND DISPOSE OF THE MATERIAL ACCORDING TO ART. 202.03 OF THE STD. SPECS. (COST INCLUDED IN THE CONTRACT).
3. CONSTRUCTING THE TEMPORARY TRANSITIONS WILL BE PAID FOR SEPARATELY BUT WILL BE INCLUDED IN THE BITUMINOUS MATERIAL BEING PLACED.

STD 9-26

## ILLINOIS STANDARD W8-I106



**COLORS:**  
LEGEND AND BORDER BLACK NON-REFLECTORIZED  
BACKGROUND ORANGE REFLECTORIZED

SIGN SIZE	DIMENSIONS							
	A	B	C	D	E	F	G	H
48X48	48.0	24.1	3.0	34.0	33.0	6.0	13.0	3.5

SIGN SIZE	SERIES LINES			MAR-GIN	BOR-DER	BLANK STD.
	1	2	3			
48X48	7C	7C	7C	0.8	1.2	B4-480

ALL DIMENSIONS IN INCHES

NOTE: PRIOR TO ALLOWING TRAFFIC ON ANY PORTION OF THE ROADWAY THAT HAS BEEN COLDMILLED, THE CONTRACTOR SHALL HAVE ERECTED "ROUGH GROOVED SURFACE" SIGNS THAT CONFORM TO THE ABOVE DETAILS. A MINIMUM OF ONE SIGN AT EACH END OF THE IMPROVEMENT WILL BE REQUIRED. THE CONTRACTOR SHALL MAINTAIN THE "ROUGH GROOVED SURFACE" SIGNS UNTIL THE COLDMILLED SURFACE IS COVERED WITH LEVELING BINDER OR SURFACE COURSE.

IF AT ANY TIME THE SIGNS ARE IN PLACE BUT NOT APPLICABLE, THEY SHALL BE TURNED FROM THE VIEW OF MOTORISTS OR COVERED AS DIRECTED BY THE ENGINEER.

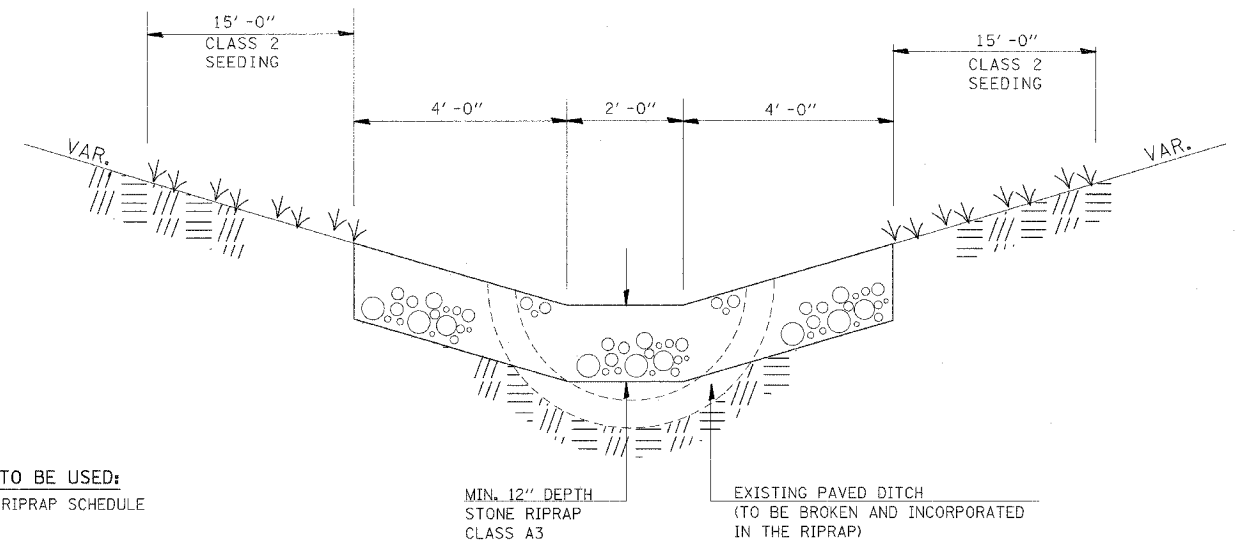
THE COST OF FURNISHING, ERECTING, MAINTAINING, AND REMOVING THE REQUIRED SIGNS SHALL BE INCLUDED IN THE CONTRACT.

STD 9-39

REVISIONS	
REDRAWN	2-15-89
REVISED	4-6-93

## DETAIL STONE RIPRAP DITCH

(ON EXISTING PAVED DITCH)



TO BE USED:  
SEE RIPRAP SCHEDULE

NOTES: THIS WORK SHALL BE PAID FOR AT THE CONTRACT UNIT PRICE PER TON, FOR STONE RIPRAP DITCH, WHICH PRICE SHALL INCLUDE ALL MATERIAL LABOR AND EQUIPMENT TO COMPLETE THE WORK IN PLACE AS SHOWN AND DETAILED IN THE SPECIAL PROVISIONS. THE FINISHED SIDE SLOPES OF THE STONE RIPRAP DITCH SHALL MATCH THE EXISTING GRADE.

## DETAILS: TEMP BIT CONC TRANSITION; ROUGH GROOVED SURFACE SIGN; STONE RIPRAP DITCH