

F.A.P. RTE.	SECTION	COUNTY	TOTAL SHEETS	SHEET NO.
840	143 N	WILL	121	7
STA.		TO STA.		
FED. ROAD DIST. NO. 1		ILLINOIS FED. AID PROJECT		
CONTRACT NO. - 60445				

LEGEND

- ① EXISTING PCC PAVEMENT (+/-) 200MM
- ② EXISTING BITUMINOUS SURFACE (+/-) 190MM
- ③ EXISTING STABILIZED SHOULDER
- ④ EXISTING PCC SIDEWALK
- ⑤ PROPOSED AGGREGATE SUBGRADE 300MM (12")
- ⑥ PROPOSED HMA PAVEMENT (FULL DEPTH), 325MM (13") (SEE MIXTURE TABLE FOR MIX. REQUIREMENT)
- ⑦ PROPOSED COMBINATION CONCRETE CURB & GUTTER B-15.30 (B-6.12)
- ⑧ PROPOSED PCC SIDEWALK 125MM (5")
- ⑨ PROPOSED FURNISH AND PLACE TOP SOIL 100MM (4")
- ⑩ PROPOSED HMA SHOULDER 200MM (8")
- ⑪ PROPOSED AGGREGATE WEDGE SHOULDER TYPE B 150MM (6")
- ⑫ POROUS GRANULAR EMBANKMENT

- * EXISTING SIDEWALK REMOVAL LOCATIONS MARKED ON THE PLANS
- ** MATCH THE EXISTING SIDEWALK AT STA. 1+514
- *** STA.1+470 TO STA. 1+495 (1.5 M SIDEWALK)
STA. 1+495 TO STA. 1+520 (2.0 M SIDEWALK)
- # SUPER ELEVATION VARIES TO MATCH THE EXISTING CROSS SECTION (SEE THE CROSS SECTIONS AND THE DETAILED PROPOSED PAVEMENT ELEVATION PLAN)

HOT MIX ASPHALT MIXTURE REQUIREMENTS	
MIXTURE USES	DESIGN AIR VOIDS
HMA SURFACE COURSE MIX "D", N70, IL-9.5mm (2"), OF FULL DEPTH PAVEMENTS)	4% @ 70 GYR.
HMA BINDER COURSE IL-19mm, N70, 275mm (11") AND 225mm (9") 120mm (4 3/4")	4% @ 70 GYR.
HMA BASE COURSE, 225mm (9") & 200mm (8") HMA BINDER (IL-19mm)	4% @ 50 GYR.
HMA SHOULDER, 200mm (8"), (BINDER COURSE IL-19mm)	4% @ 70 GYR.
HMA SURFACE COURSE MIX "C", N50, 50mm (2"), IL-9.5mm (3/8")	4% @ 50 GYR.
HMA SURFACE COURSE MIX "D", N50, 38mm (1 1/2"), IL-9.5mm (3/8")	4% @ 50 GYR.
CLASS "D" PATCHES, (HMA BINDER), IL-19mm, (3/4")	4% @ 70 GYR.

NOTES:

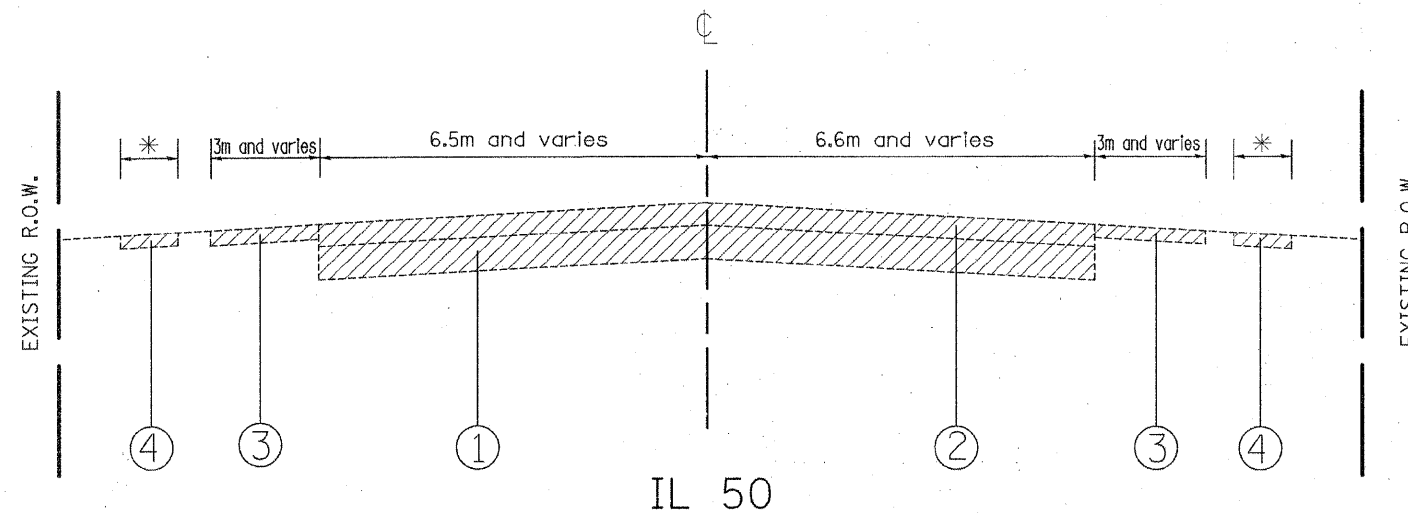
THE UNIT WEIGHT USED TO CALCULATE ALL HMA SURFACE MIXTURE QUANTITIES IS 112 LBS/SQ YD/IN.

AC TYPE NOTE

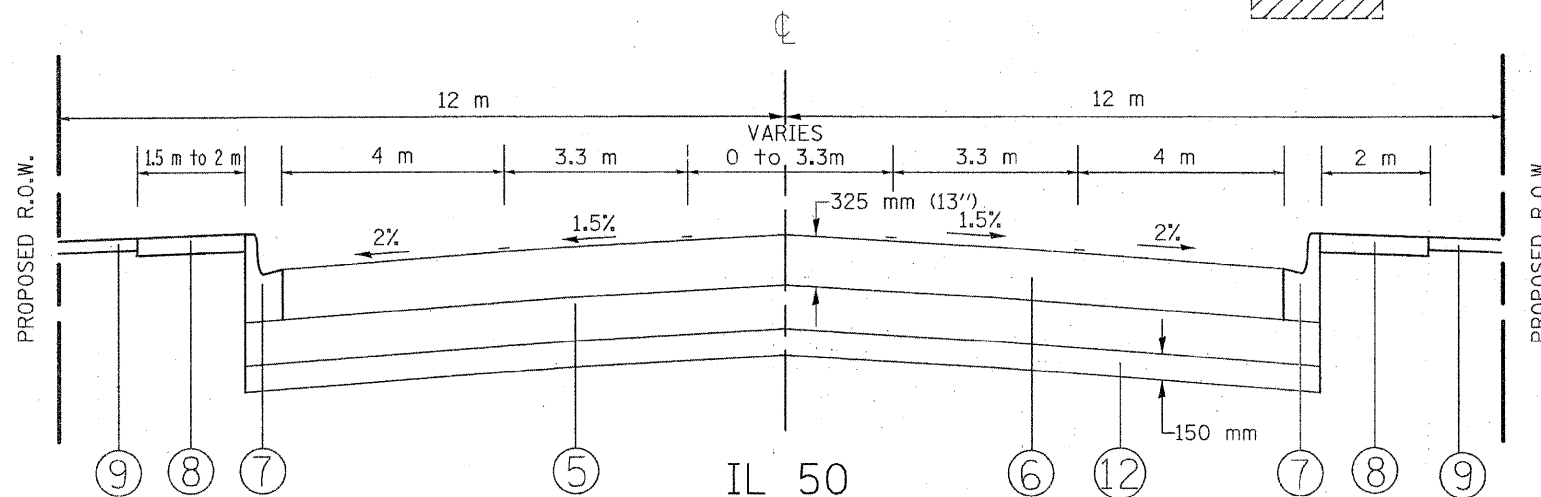
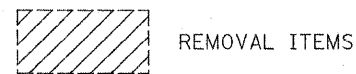
"THE "AC TYPE" FOR POLYMERIZED HMA MIXES SHALL BE "SBS/SBR PG 70-22" AND FOR NON-POLYMERIZED HMA THE "AC TYPE" SHALL BE "PG 64-22" UNLESS MODIFIED BY DISTRICT ONE SPECIAL PROVISIONS."
"FOR "PERCENT OF RAP" SEE DISTRICT ONE SPECIAL PROVISIONS."

CONTRACTOR SHALL MILL BEFORE PATCHING.

Rev. 9-7-11

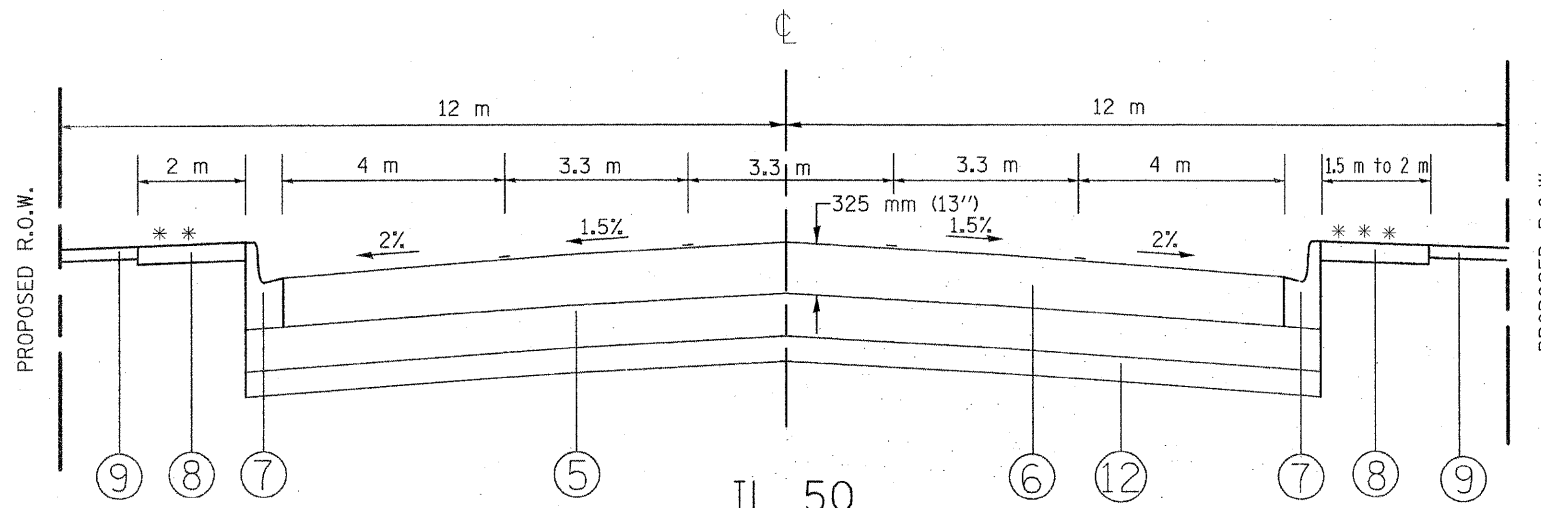


EXISTING TYPICAL CROSS SECTION
STA. 1+160 TO STA. 1+640



PROPOSED TYPICAL CROSS SECTION
STA. 1+160 TO STA. 1+265

(X) NOTE: PGES (FULL WIDTH) FROM STA. 1+160 TO STA. 1+250 ONLY



PROPOSED TYPICAL CROSS SECTION
STA. 1+265 TO STA. 1+521

TO DRAIN THE AGGREGATE SUB GRADE 300 mm, PROVIDE 100 mm DIAMETER TRAVERSE PIPE UNDER DRAIN AT 90 METER SPACING.

REVISIONS	
NAME	DATE

ILLINOIS DEPARTMENT OF TRANSPORTATION
IL - 50 (GOVERNOR'S HIGHWAY)
TYPICAL CROSS SECTION
SCALE: NONE
DATE: 8/17/2011
DRAWN BY
CHECKED BY