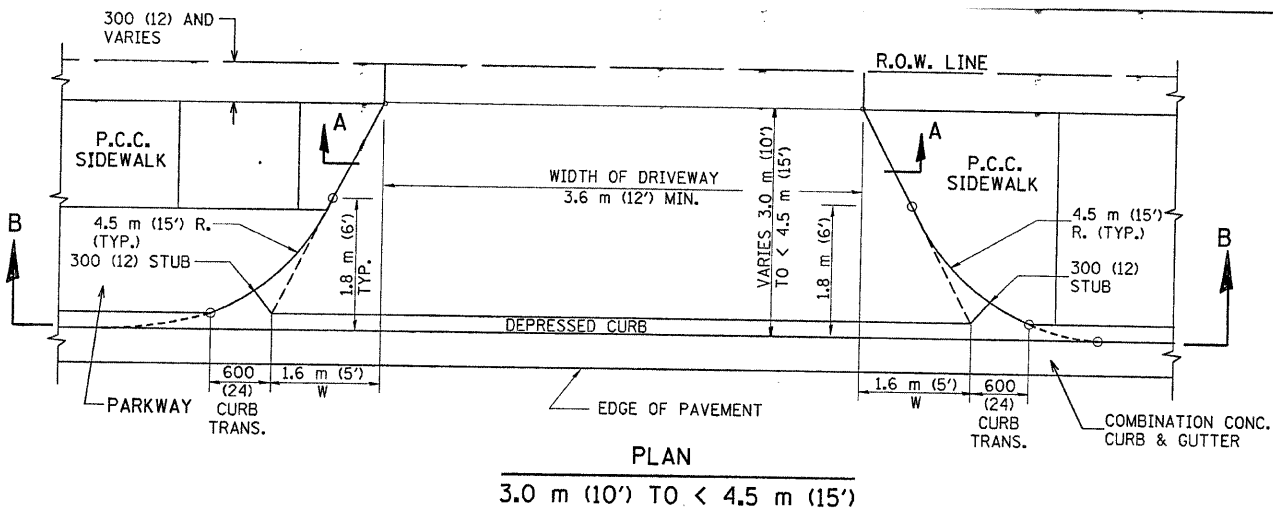
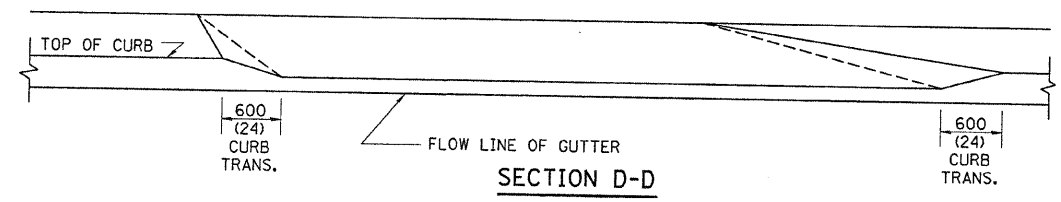
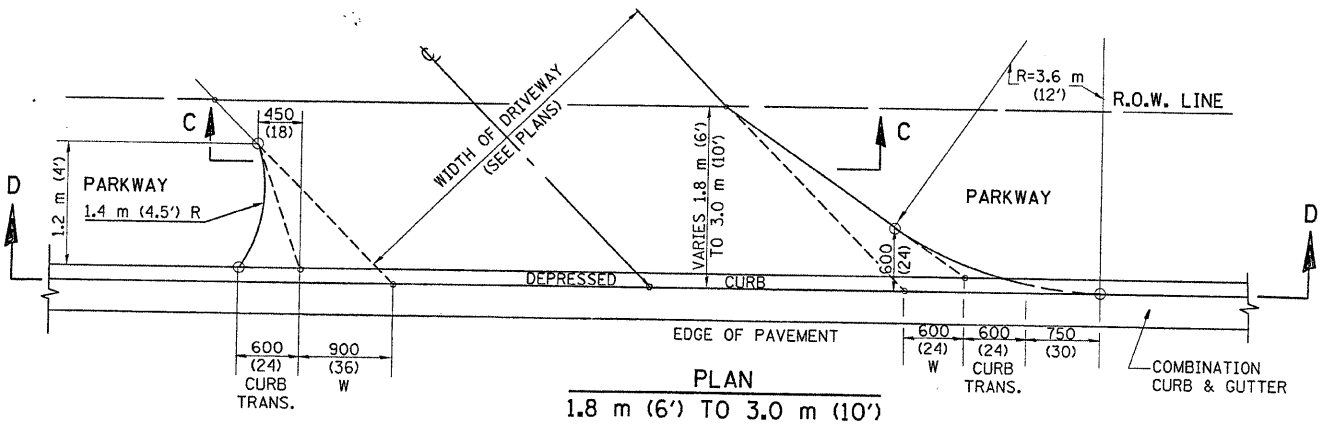
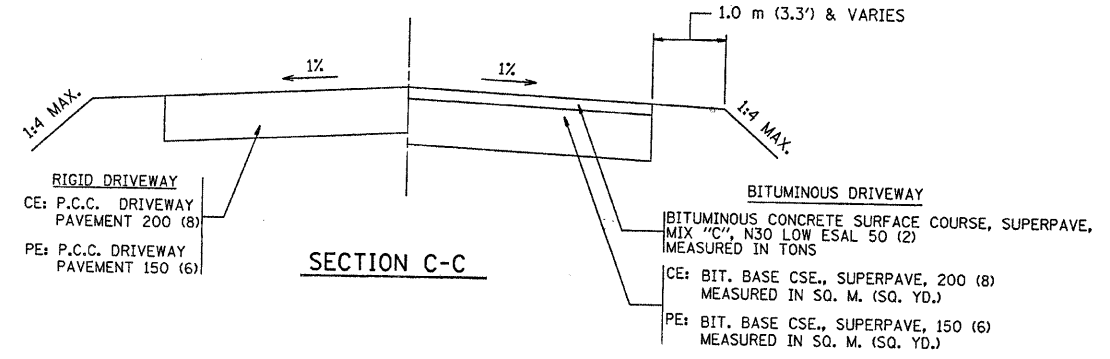
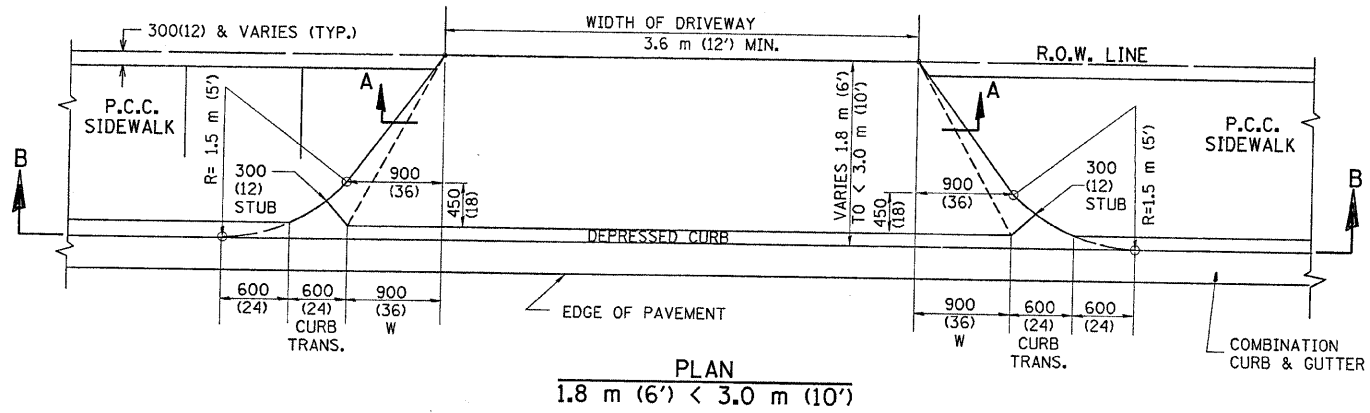
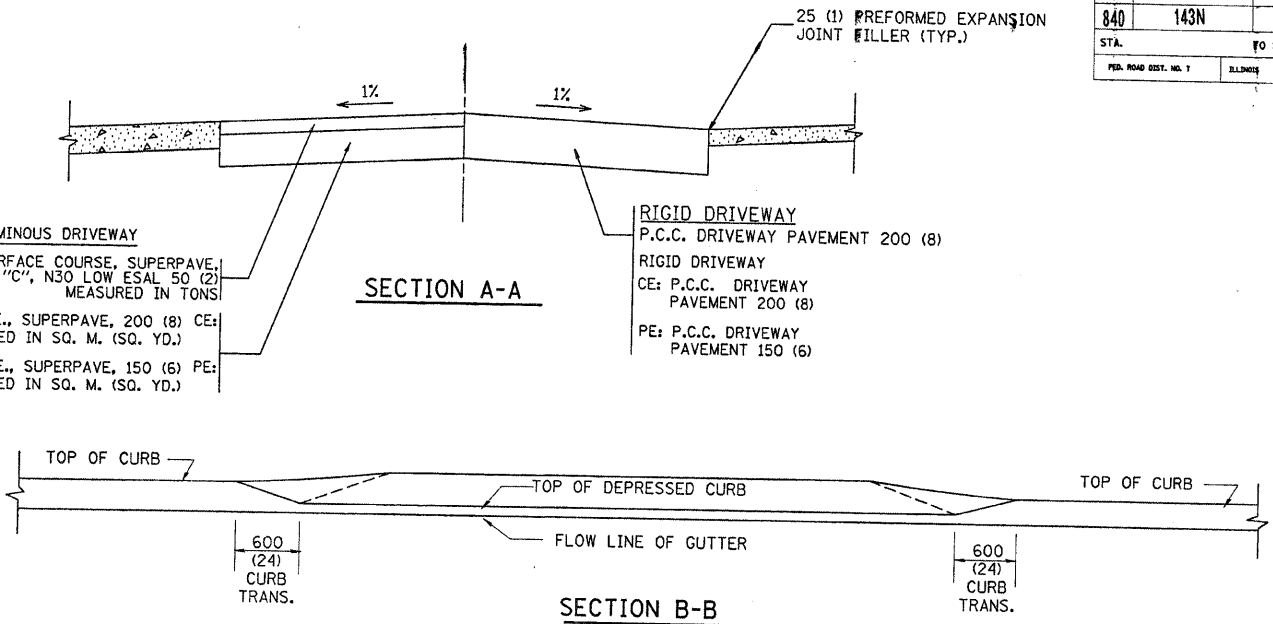


P. & S. NO.	SECTION	COUNTY	TOTAL SHEETS	SHEET NO.
840	143N	WILL	121	103
STA.		FO STA.		
FED. ROAD DIST. NO. 1		ILLINOIS	FED. AID PROJECT	



**BITUMINOUS DRIVEWAY**  
BITUMINOUS CONCRETE SURFACE COURSE, SUPERPAVE, MIX "C", N30 LOW ESAL 50 (2) MEASURED IN TONS  
BIT. BASE CSE., SUPERPAVE, 200 (8) CE: MEASURED IN SQ. M. (SQ. YD.)  
BIT. BASE CSE., SUPERPAVE, 150 (6) PE: MEASURED IN SQ. M. (SQ. YD.)

**RIGID DRIVEWAY**  
P.C.C. DRIVEWAY PAVEMENT 200 (8)  
RIGID DRIVEWAY  
CE: P.C.C. DRIVEWAY PAVEMENT 200 (8)  
PE: P.C.C. DRIVEWAY PAVEMENT 150 (6)



**GENERAL NOTES**

DRIVEWAY SLOPES, LOCATIONS, & GEOMETRIC LAYOUT SHALL BE IN ACCORDANCE WITH THE LATEST EDITION OF THE "HANDBOOK FOR POLICY ON PERMITS FOR ACCESS DRIVEWAYS TO STATE HIGHWAYS". FOR FURTHER LAYOUT REQUIREMENTS, REFER TO ILLUSTRATIONS 10 IN THE PERMIT HANDBOOK. WHERE SIDEWALKS EXIST, DRIVEWAYS SHALL BE REPLACED WITH RIGID PAVEMENT. WHERE NO SIDEWALKS EXIST, DRIVEWAYS SHALL BE REPLACED IN KIND. SIDEWALK CROSS SLOPE THRU DRIVEWAY AREA TO BE A MAXIMUM OF 1:50.

WHEN THE DISTANCE BETWEEN R.O.W. AND THE BACK OF CURB IS EQUAL TO OR LESS THAN 2.4 M (8'), THE P.C.C. SIDEWALK SHALL EXTEND TO THE BACK OF CURB.

THE RESIDENT ENGINEER SHALL CONTACT THE TRAFFIC PERMIT OFFICE AT 847/ 705-4131 FOR ANY QUESTIONS ON DRIVEWAYS SHOWN IN THE PLANS; SPECIFICALLY IN REFERENCE TO ADDITIONAL AND/OR RELOCATION/REMOVAL OF A DRIVEWAY.

COMBINATION CONCRETE CURB & GUTTER SHALL BE MEASURED STRAIGHT ACROSS THE DRIVEWAY. NO ADDITIONAL COMPENSATION WILL BE ALLOWED FOR THE CURB & GUTTER TRANSITION.

25 (1) PREFORMED EXPANSION JOINT FILLER WILL NOT BE PAID SEPARATELY, BUT SHALL BE CONSIDERED INCLUDED IN THE COST OF THE P.C.C. DRIVEWAY PAVEMENT OR P.C.C. SIDEWALK.

"W" VARIES FROM 900 (36) TO 1.5 m (5 FT.) PROPORTIONAL TO THE LENGTH (L), FROM 1.8 m (6 FT.) TO 3 m (10 FT.).

ALL DIMENSIONS ARE IN MILLIMETERS (INCHES) UNLESS OTHERWISE NOTED.

REVISIONS	
NAME	DATE
M. GOMEZ	04/06/01
P. LGFLEUR	06/18/02
R. SHAH	11/06/95
J. POLLASTRINI	08/12/96
J. POLLASTRINI	12/14/96
A. ABBAS	03/21/97
T. HOLTZ	04/08/97

ILLINOIS DEPARTMENT OF TRANSPORTATION  
**DRIVEWAY DETAILS**  
DISTANCE BETWEEN ROW AND FACE OF CURB < 4.5 m (15')

SCALE: NONE  
DATE PLOTTED: 02/27/2003  
DRAWN BY: SG  
CHECKED BY: JFP  
BD400-02 (BD-02)  
REVISION DATE: 04/06/01