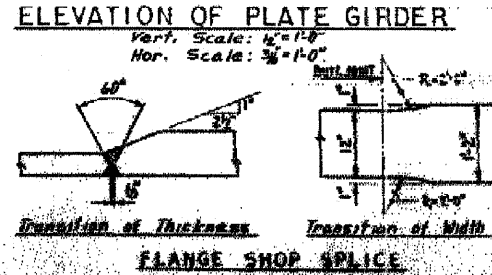
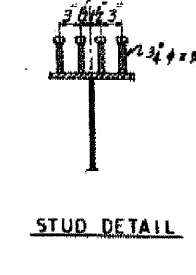
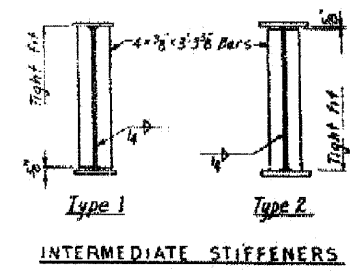
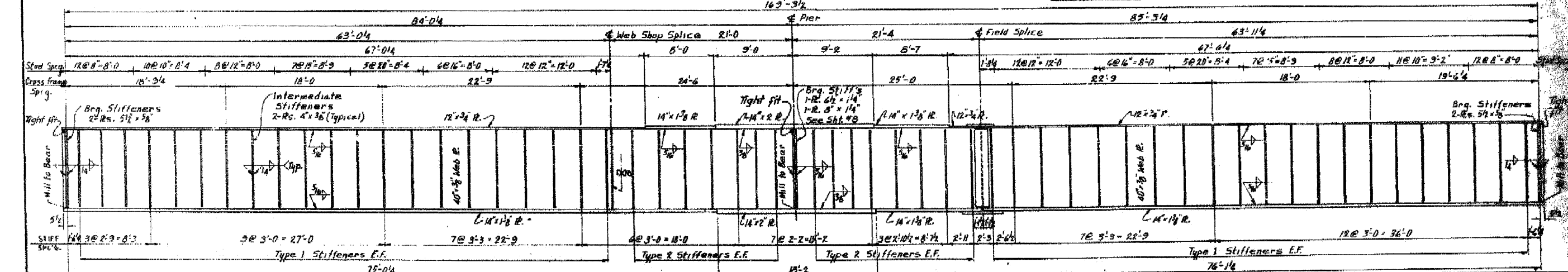


Structural Steel Notes:
 Structural Steel shall be Carbon Steel A36 and shall conform to A.S.T.M. specifications Amended to Date. All Bolts shall be High Strength Bolts, (A.S.T.M. A325). Top Flange Splices and Web Splice of Girders shall have 3/8" High Strength Bolts and shall have Holes Sub-Punched 1/16" and Reamed to 1/8". Bottom Flange Splice of Girders shall have 1" High Strength Bolts and shall have Holes Sub-Punched 1/16" and Reamed to 1/8". All Cross Frame Connections shall have 3/8" High Strength Bolts and shall have 1/8" Open Holes.
 Before any Beaming is done, Girders of a Continuous Span shall be Assembled in their Proper Position with or without the Bracing in Place. Match Mark and Leave Assembled for Inspection.
 Welding shall conform to the Specifications of American Welding Society for Highway and Railway Bridges, 1943, Amended to Date.
 Contact Surfaces of Shop Welded Structural Steel shall not be Painted. See Specification concerning accessible Surfaces. Tops of Girders that are to have Concrete poured in contact with them shall not be Painted, except such Surfaces over Pier shall be Painted for a distance of 5 feet each way from Center Line of Bearing.
 Structural Steel shall be inspected by the Illinois Division of Highways before Painting.
 All Structural Steel, except fascia Girders, shall be primed with a Coat of Red Lead Paint and two field Coats of Aluminum Paint. For fascia Girders see "Special Provisions, Green Paint for Bridges."



ELEVATION AT TOP OF WEB PLATE

BEAM & BRG. NO. ABUT.	SPLICE 1	& PIER	SPLICE 2	& BRG'S. NO. ABUT.
1 642.138	642.124	642.138	642.150	642.048
2 642.150	642.170	642.200	642.230	642.186
3 642.230	642.270	642.300	642.330	642.282
4 642.330	642.370	642.400	642.430	642.328
5 642.430	642.470	642.500	642.530	642.374
6 642.530	642.570	642.600	642.630	642.420
7 642.630	642.670	642.700	642.730	642.466
8 642.730	642.770	642.800	642.830	642.512
9 642.830	642.870	642.900	642.930	642.558
10 642.930	642.970	643.000	643.030	642.604

Note: For Cross Frame Details & Bill of Material See Sht. No. 2.

REVISIONS

DATE	BY	DESCRIPTION
12.06.07	J.M.	Brq. Stiffeners change to High St. at Top.

DEPARTMENT OF HIGHWAYS
 COOK COUNTY, ILLINOIS
 RICHARD B. DRILVIE
 MEMBER BOARD OF COMMISSIONERS
 ANDREW V. PLUMMER
 SUPERVISOR OF BRIDGES

**FRAMING PLAN
 CRAWFORD AVE. GRADE SEPARATION
 OVER
 DAN RYAN EXPRESSWAY WEST LEG**

COMPUTED BY: J. S. ROE
 CHECKED BY: J. S. ROE
 PROJECT: I-57-7 (154) S&B
 SUBMITTED: 7/19/07

DATE: 12/06/07
 BY: J.M.
 DESCRIPTION: Brq. Stiffeners change to High St. at Top.

REVISIONS: 57, 068-N12, 7, 68, S.R. 12-05

FILE NAME = g:\project\202105_001\cead\structure\aha\0161015_00063_034_Existing_4.dgn