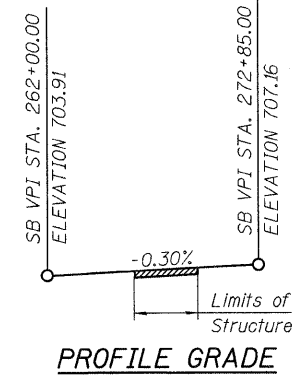
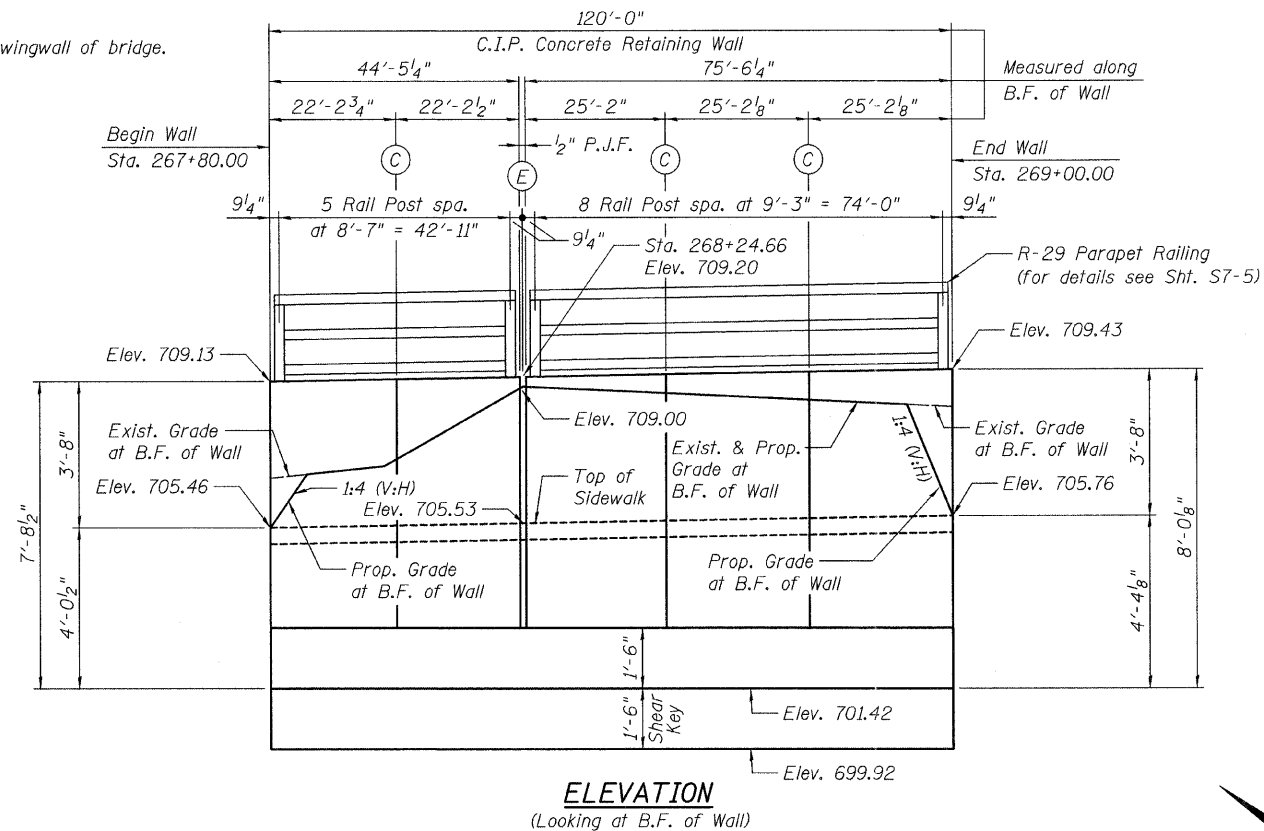


Bench Mark:
Chiseled box on top of S.E. wingwall of bridge.
Elevation 669.64



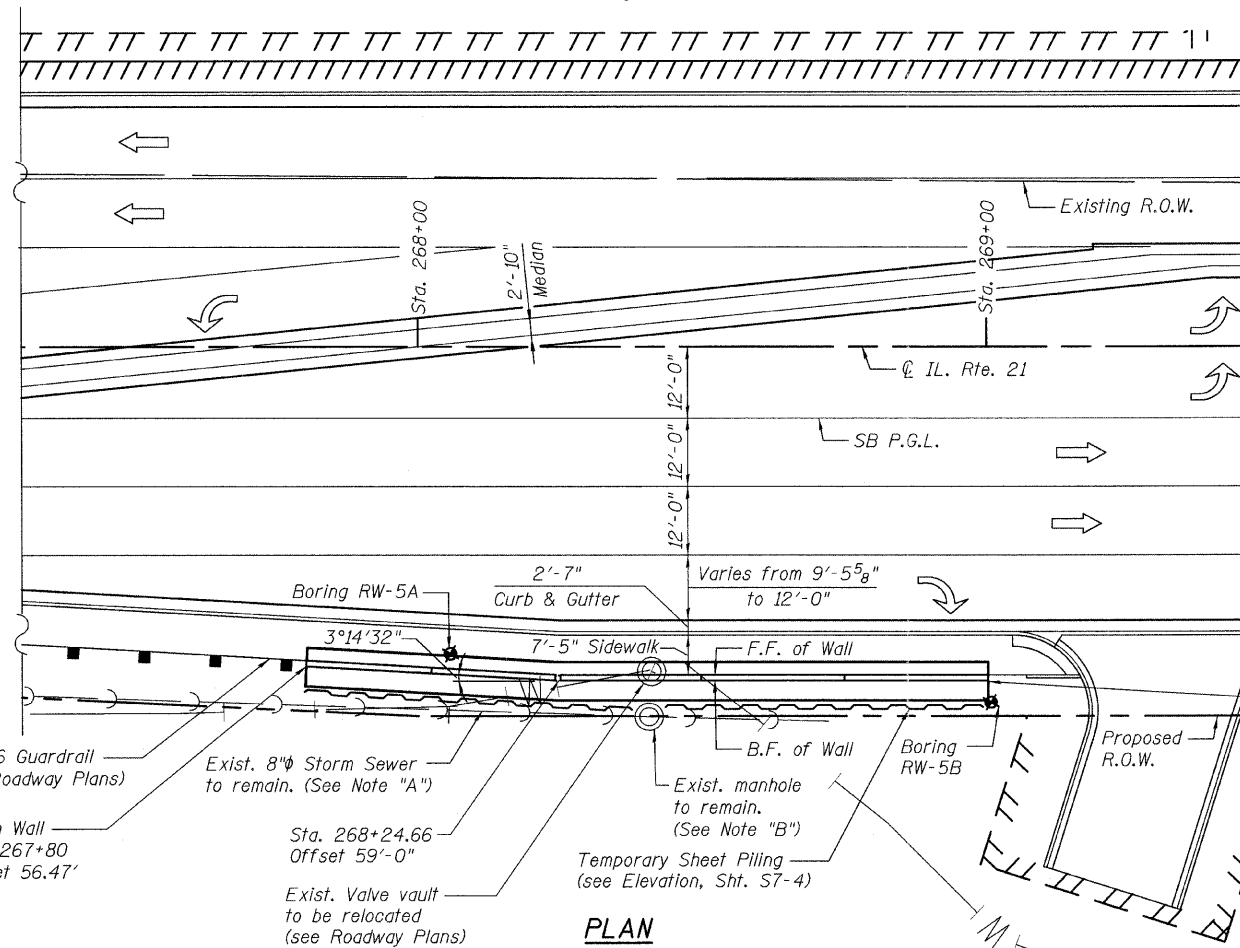
LEGEND:
F.F. = Front Face
B.F. = Back Face
C.I.P. = Cast-In-Place
⊙ = Construction Joint
⊕ = Expansion Joint

INDEX OF SHEETS

- S7-1 GENERAL PLAN & ELEVATION
- S7-2 PLAN & ELEVATION-I
- S7-3 PLAN & ELEVATION-II
- S7-4 RETAINING WALL SECTION
- S7-5 PARAPET RAILING
- S7-6 SOIL BORING LOGS

TOTAL BILL OF MATERIAL

DESCRIPTION	UNIT	QUANTITY
Structure Excavation	Cu. Yd.	376
Concrete Structures	Cu. Yd.	80.0
Form Liner Textured Surface	Sq. Ft.	440
Reinforcement Bars, Epoxy Coated	Pound	8,870
Parapet Railing	Foot	120
Geocomposite Wall Drain	Sq. Yd.	63
Temporary Sheet Piling	Sq. Ft.	1,620
Pipe Underdrains for Structures 4"	Foot	130
Porous Granular Embankment, Special	Cu. Yd.	73
Stain For Concrete Structures	Sq. Yd.	49



DESIGN SPECIFICATIONS

AASHTO 2002 Standard
Specifications for Highway Bridges

DESIGN STRESSES

FIELD UNITS

$f'_c = 3,500$ psi
 $f_y = 60,000$ psi (Reinforcement)
 $f_y = 36,000$ psi (Structural Steel)

NOTE "A"

The Contractor must use extreme cautions as not to damage or disturb the exist. 8" storm sewer. The Contractor must locate the exist. 8" storm sewer prior to driving the temporary sheet piling.

NOTE "B"

The Contractor must use extreme caution as not to damage or disturb the exist. manhole. If necessary, the proposed footing must be notched to avoid the exist. manhole and cut reinforcement to fit within the notched area.



Bhadrish N. Shah
BHADRISH N. SHAH
LICENSED STRUCTURAL ENGINEER
STATE OF ILLINOIS LIC. No. 081-004476
EXPIRES: 11-30-12

GENERAL PLAN & ELEVATION
ILLINOIS ROUTE 21 - RETAINING WALL NO. 7
F.A.P. 330 SEC. 128R-3
LAKE COUNTY
STATION 267+80.00 TO 269+00.00
STRUCTURE NO. 049-W023

CHRISTIAN-ROGE & ASSOCIATES, INC.

FILE NAME = 0168953-01-GPE.dgn	USER NAME =	DESIGNED - J.C.N./B.N.S.	REVISIONS -	STATE OF ILLINOIS DEPARTMENT OF TRANSPORTATION	GENERAL PLAN & ELEVATION STRUCTURE NO. 049-W023	F.A.P. RTE. = 330	SECTION = 128R-3	COUNTY = LAKE	TOTAL SHEETS = 518	SHEET NO. = 330
PLOT SCALE =	CHECKED - B.N.S.	REVISIONS -	CONTRACT NO. 60953							
PLOT DATE =	DRAWN - F.M.	REVISIONS -	ILLINOIS FED. AID PROJECT							
	CHECKED - B.N.S./J.C.N.	REVISIONS -								