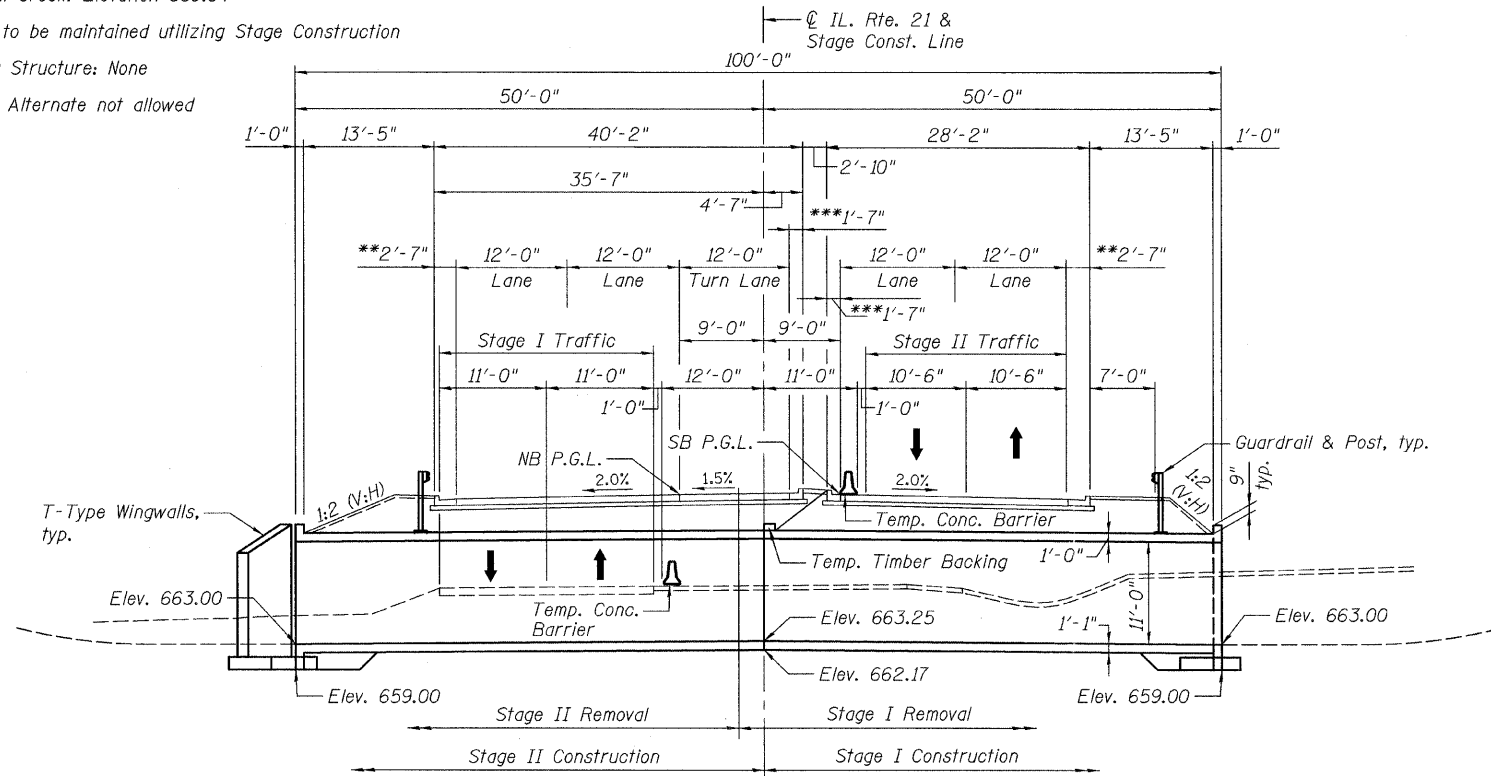


B.M.: Chiseled box on top of S.E. wingwall of bridge over Bull Creek. Elevation 669.64

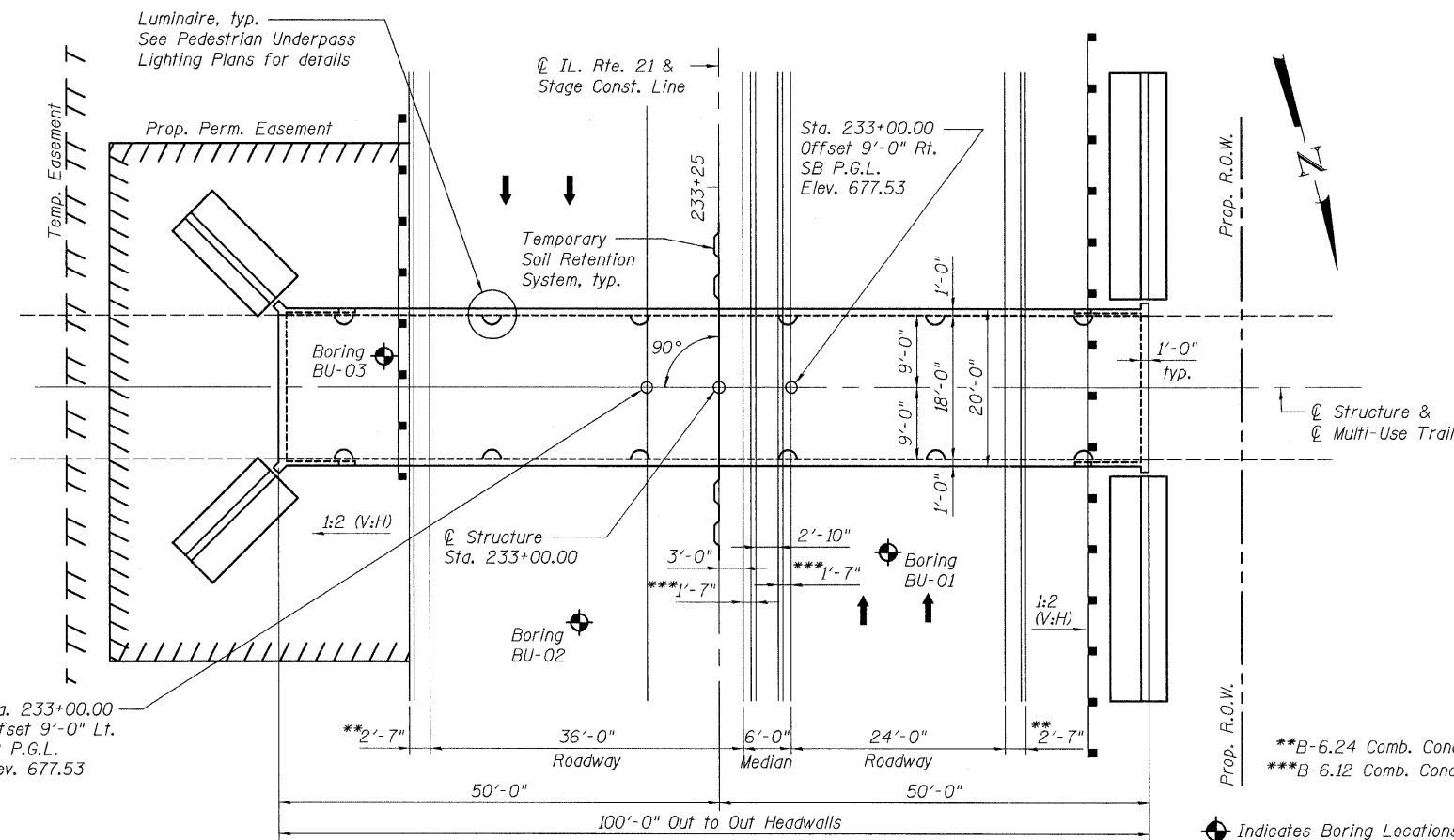
Traffic to be maintained utilizing Stage Construction

Existing Structure: None

Precast Alternate not allowed



**LONGITUDINAL SECTION**



**PLAN**

**DESIGN SPECIFICATIONS**

2002 AASHTO Standard Specifications for Highway Bridges

**DESIGN STRESSES**

**FIELD UNITS**

$f'_c = 3,500$  psi  
 $f_y = 60,000$  psi (Reinforcement)

**LOADING HS-20**

Allow 50#/sq. ft. for future wearing surface.

**GENERAL NOTES:**

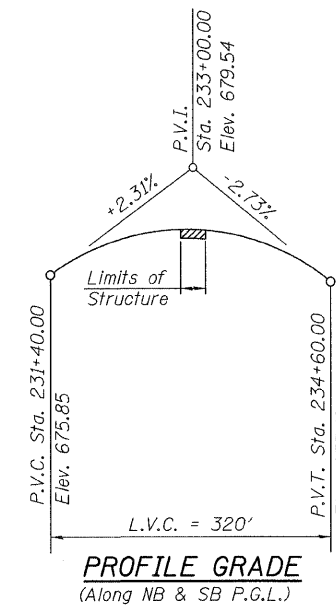
1. All exposed concrete edges shall be chamfered  $\frac{3}{4}$ " unless otherwise noted.
2. Temporary Timber Blocking for Stage Construction shall be designed by the Contractor. Cost of Temporary Timber Blocking is included with Concrete Box Culverts.
3. Reinforcement Bars shall conform to the requirements of ASTM A 706, Gr. 60. See Special Provisions.
4. Reinforcement Bars designated (E) shall be Epoxy Coated.

**INDEX OF SHEETS**

- SC5-1 GENERAL PLAN & ELEVATION
- SC5-2 STAGE CONSTRUCTION DETAILS
- SC5-3 REINFORCEMENT DETAILS-I
- SC5-4 REINFORCEMENT DETAILS-II
- SC5-5 BAR SPLICER ASSEMBLY AND MECHANICAL SPLICER DETAILS
- SC5-6 SOIL BORING LOG

**TOTAL BILL OF MATERIAL**

DESCRIPTION	UNIT	QUANTITY
Form Liner Textured Surface	Sq. Ft.	926
Reinforcement Bars	Pound	60,210
Reinforcement Bars, Epoxy Coated	Pound	1,590
Bar Splicers	Each	128
Concrete Box Culverts	Cu. Yd.	324.0
Temporary Soil Retention System	Sq. Ft.	183
Stain For Concrete Structures	Sq. Yd.	103



**PROFILE GRADE**  
(Along NB & SB P.G.L.)

**APPROVED**  
FOR STRUCTURAL ADEQUACY ONLY

*B. C. R. [Signature]*  
ENGINEER OF BRIDGES AND STRUCTURES



*Bhadresh N. Shah*  
BHADRESH N. SHAH AUG. 15, 2011  
LICENSED STRUCTURAL ENGINEER  
STATE OF ILLINOIS LIC. NO. 081-004476  
EXPIRES: 11-30-12

**GENERAL PLAN & ELEVATION**

**ILLINOIS ROUTE 21 OVER**

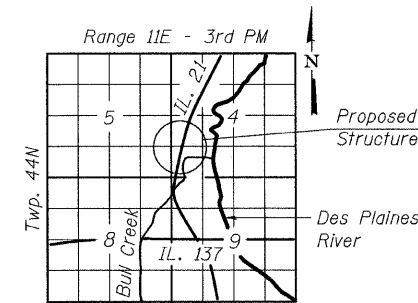
**MULTI-USE TRAIL**

F.A.P. 330 SEC. 128R-3

LAKE COUNTY

STATION 233+00.00

STRUCTURE NO. 049-0243



**LOCATION SKETCH**

FILE NAME = 0168963-01-GPE.dgn	USER NAME =	DESIGNED - J.C.N./B.N.S.	REVISED -
		CHECKED - B.N.S.	REVISED -
		DRAWN - F.M.	REVISED -
		CHECKED - B.N.S./J.C.N.	REVISED -

**STATE OF ILLINOIS**  
**DEPARTMENT OF TRANSPORTATION**

**GENERAL PLAN & ELEVATION**  
**STRUCTURE NO. 049-0243**

SHEET NO. SC5-1 OF SC5-6 SHEETS

F.A.P. RTE. 330	SECTION 128R-3	COUNTY LAKE	TOTAL SHEETS 518	SHEET NO. 370
				CONTRACT NO. 60953
ILLINOIS FED. AID PROJECT				

**CHRISTIAN-ROGE & ASSOCIATES, INC.**