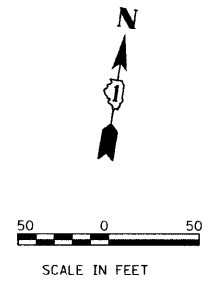
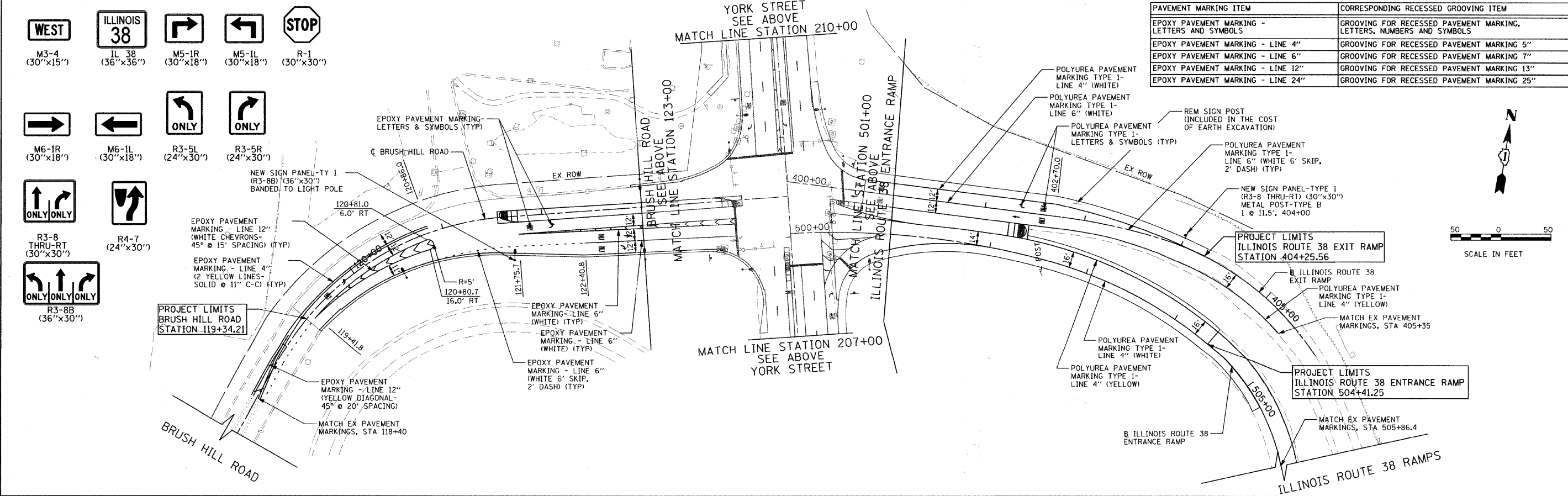
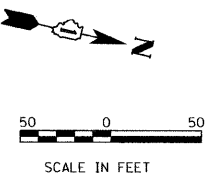
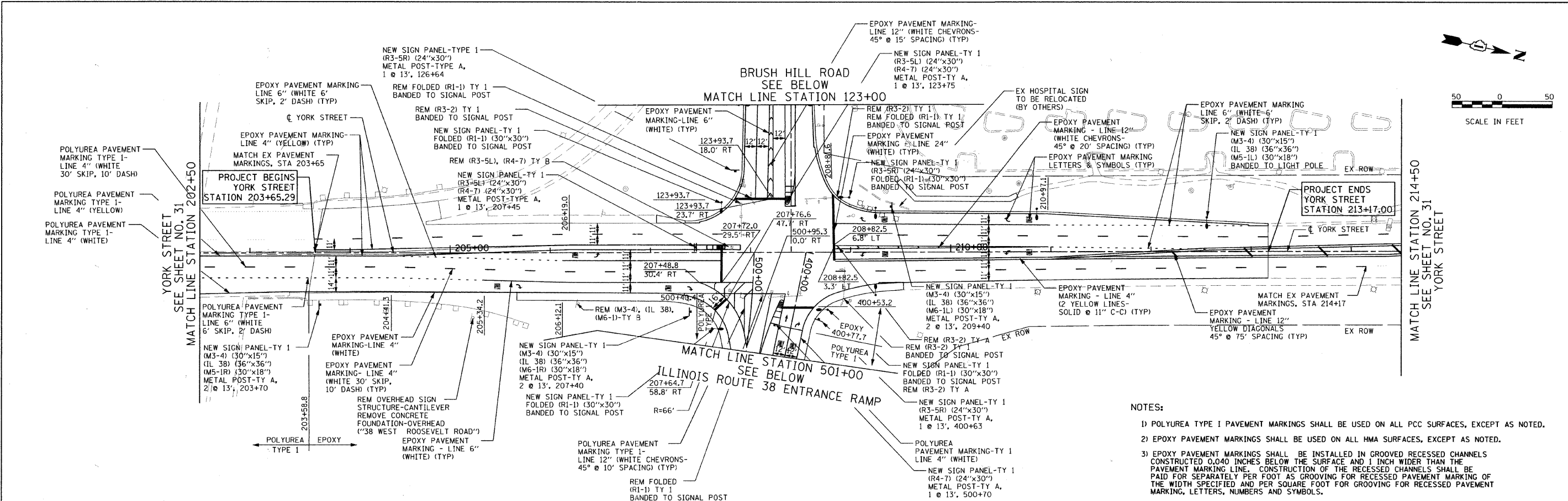


DATE	
BY	
PLAN	
REVISIONS	
NO.	
DATE	
BY	
DESCRIPTION	
NO.	

DATE	
BY	
PROFILE	
REVISIONS	
NO.	
DATE	
BY	
DESCRIPTION	
NO.	



WEST
M3-4 (30"x15")

ILLINOIS 38
IL 38 (36"x36")

M5-1R (30"x18")

M5-1L (30"x18")

STOP
R-1 (30"x30")

M6-1R (30"x18")

M6-1L (30"x18")

ONLY
R3-5L (24"x30")

ONLY
R3-5R (24"x30")

ONLY ONLY
R3-8 THRU-RT (30"x30")

ONLY ONLY ONLY
R3-8B (36"x30")

- NOTES:**
- 1) POLYUREA TYPE I PAVEMENT MARKINGS SHALL BE USED ON ALL PCC SURFACES, EXCEPT AS NOTED.
 - 2) EPOXY PAVEMENT MARKINGS SHALL BE USED ON ALL HMA SURFACES, EXCEPT AS NOTED.
 - 3) EPOXY PAVEMENT MARKINGS SHALL BE INSTALLED IN GROOVED RECESSED CHANNELS CONSTRUCTED 0.040 INCHES BELOW THE SURFACE AND 1 INCH WIDER THAN THE PAVEMENT MARKING LINE. CONSTRUCTION OF THE RECESSED CHANNELS SHALL BE PAID FOR SEPARATELY PER FOOT AS GROOVING FOR RECESSED PAVEMENT MARKING OF THE WIDTH SPECIFIED AND PER SQUARE FOOT FOR GROOVING FOR RECESSED PAVEMENT MARKING, LETTERS, NUMBERS AND SYMBOLS.

PAVEMENT MARKING ITEM	CORRESPONDING RECESSED GROOVING ITEM
EPOXY PAVEMENT MARKING - LETTERS AND SYMBOLS	GROOVING FOR RECESSED PAVEMENT MARKING, LETTERS AND SYMBOLS
EPOXY PAVEMENT MARKING - LINE 4"	GROOVING FOR RECESSED PAVEMENT MARKING 5"
EPOXY PAVEMENT MARKING - LINE 6"	GROOVING FOR RECESSED PAVEMENT MARKING 7"
EPOXY PAVEMENT MARKING - LINE 12"	GROOVING FOR RECESSED PAVEMENT MARKING 13"
EPOXY PAVEMENT MARKING - LINE 24"	GROOVING FOR RECESSED PAVEMENT MARKING 25"