

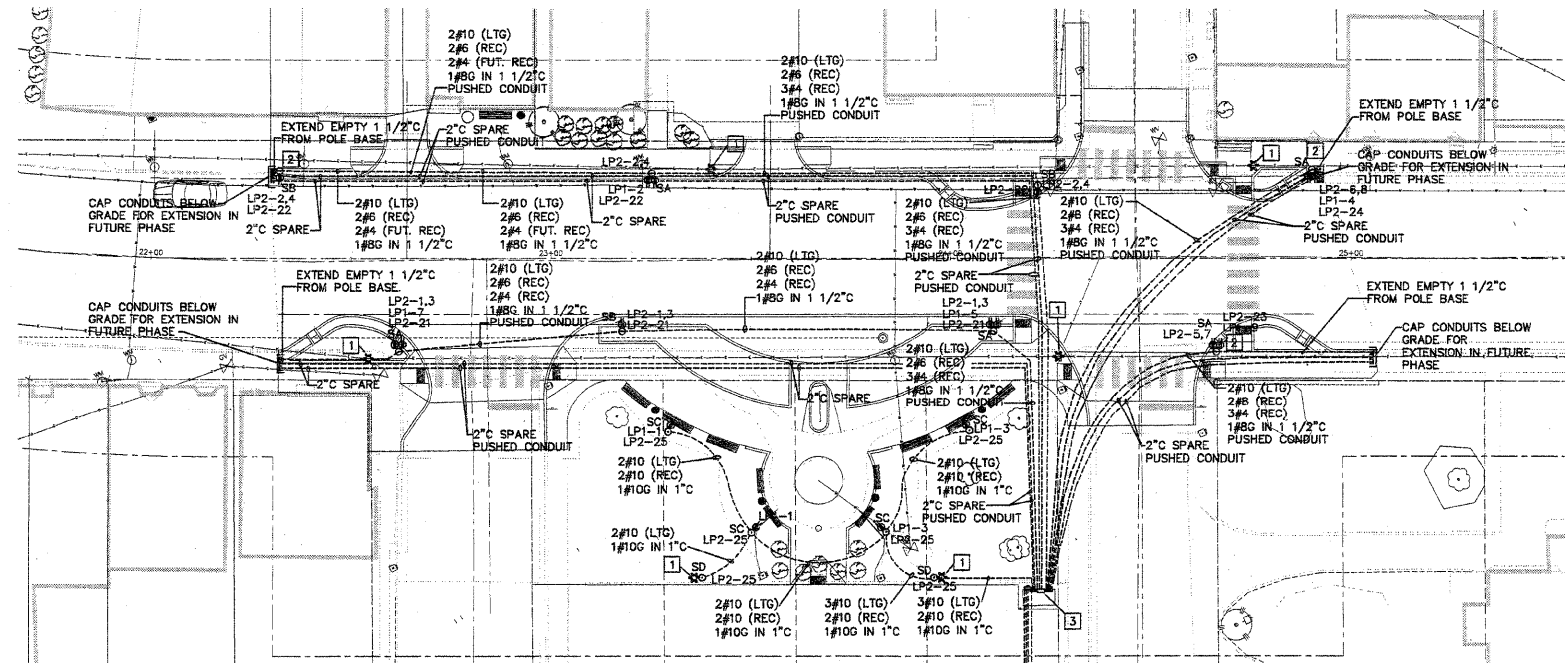
LIGHT FIXTURE SCHEDULE					
TYPE	MANUFACTURER & CATALOG No.	VOLTAGE	LAMPS	MOUNTING	DESCRIPTION & REMARKS
SA	KING LUMINAIRE KB23-HQFL-III-250(WO)-MH-240 (MT)-KPL10-BK WITH KPL-10 BK LEVELING DEVICE, KA32-T-1-6"-BK ARM AND VALMONT COAB-BS6LT 250 P2 BK/BCAF-RH8 BK WITH BANNER ARMS, FLAG POLE HOLDER, GF RECEPTACLE AND IN USE COVERPLATE STERNBERG 1970SFGPT/CA6PT-SF/3325ARTF-BSF-MOD/250 MHPMT/BOBA/FH/2-GF-IUC/FHD/BKT ANP LIGHTING BV501-H3-250MH-TL-LSWL-240V-41 WITH VALMONT PTA 51021 A06 E2 DBL ARM AND COAB-BS6LT 250 P2 BK/BCAF-RH8 BK POLE WITH BANNER ARMS, FLAG POLE HOLDER, GF RECEPTACLE AND IN USE COVERPLATE	240	(1) 250W PSMH	POLE	SEE DETAIL ON SHEET 20 FOR INSTALLATION. PROVIDE (1) GFCI RECEPTACLE AT 1'-6" FROM TOP OF POLE AND (1) GFCI RECEPTACLE AT 4'-0" FROM BUTT OF POLE WITH A CAST ALUMINUM "IN-USE" WP RECEPTACLE COVER, BANNER ARMS AND FLAGPOLE HOLDER. PROVIDE FUSING IN BASE. PAY CODE: DECOR LT/POLE TYPE - SA.
SB	KING LUMINAIRE KB23-HQFL-III-250(WO)-MH-240 (MT)-KPL10-BK WITH KPL-10 BK LEVELING DEVICE, KA32-T-1-6"-BK ARM AND VALMONT COAB-BS6LT 250 P2 BK/BCAF-RH8 BK WITH BANNER ARMS, FLAG POLE HOLDER, GF RECEPTACLE AND IN USE COVERPLATE STERNBERG 1970SFGPT/CA6PT-SF/3325ARTF-BSF-MOD/250 MHPMT/BOBA/FH/1-GF-IUC/FHD/BKT ANP LIGHTING BV501-H3-250MH-TL-LSWL-240V-41 WITH VALMONT PTA 51021 A06 E2 DBL ARM AND COAB-BS6LT 250 P2 BK/BCAF-RH8 BK POLE WITH BANNER ARMS, FLAG POLE HOLDER, GF RECEPTACLE AND IN USE COVERPLATE	240	(1) 250W PSMH	POLE	SEE DETAIL ON SHEET 20 FOR INSTALLATION. PROVIDE (1) GFCI RECEPTACLE AT 1'-6" FROM TOP OF POLE WITH A CAST ALUMINUM "IN-USE" WP RECEPTACLE COVER, BANNER ARMS AND FLAGPOLE HOLDER. PROVIDE FUSING IN BASE. PAY CODE: DECOR LT/POLE TYPE - SB.
SC	STERNBERG AB50ASR/SPPT/4410FP4/150MH MT MEDIUM/RE5G/ALZAK/1-GF/IUC/BK	120	(1) 150W PSMH	POLE	SEE DETAIL ON SHEET 19 FOR INSTALLATION. PROVIDE (1) GFCI RECEPTACLE INTEGRAL IN POLE WITH A CAST ALUMINUM "IN-USE" WP RECEPTACLE COVER. PROVIDE FUSING IN BASE. PAY CODE: DEC POLES - 10FT.
SD	STERNBERG AB50ASR/SPPT/4410FP4/150MH MT MEDIUM/RE5G/ALZAK/BK	120	(1) 150W PSMH	POLE	SEE DETAIL ON SHEET 19 FOR INSTALLATION. PROVIDE FUSING IN BASE. PAY CODE: LT POLE SPL DEC ORN.

LUMINAIRE SCHEDULE								
STATION (TO CENTER OF STRUCT.)	OFFSET	LIGHT POLE FDN SPL (FOOT)	DECOR LT/POLE TYPE SA (EACH)	DECOR LT/POLE TYPE SB (EACH)	LIGHT POLE FDN SPL (EACH)	DEC POLES - 10FT (EACH)	LT POLE SPL DEC ORN (EACH)	ELEC SERV INSTALL SP(EACH)
22+32	22' LT	10		1				
22+62	23' RT	10	1					
23+18	18' RT	10		1				
23+25	22' LT	10	1					
23+29	44' RT				1	1		
23+38	81' RT				1		1	
23+50	69' RT				1	1		
23+84	69' RT				1	1		
23+96	81' RT				1		1	
24+05	44' RT				1	1		
24+11	18' RT	10	1					
24+22	18' LT	10		1				
24+23	84' RT							1
24+66	24' RT	10	1					
24+90	22' LT	10		1				
TOTALS		80	4	4	6	4	2	1

**LIGHT FIXTURE SCHEDULE GENERAL NOTE**

1. ALL METAL PRODUCTS SHALL BE MANUFACTURED OR PRODUCED AND FABRICATED IN THE UNITED STATES OF AMERICA. THE APPLICATION OF ALL COATINGS, EPOXY, GALVANIZING, PAINTING, ETC., TO METAL PRODUCTS SHALL BE APPLIED IN THE UNITED STATES OF AMERICA.

SUMMARY OF RACEWAY, CONDUCTORS, TRENCHING AND BACKFILL											
LOCATION		CONDUCTORS (FEET)				CONDUIT (FEET)			TRENCH AND BACKFILL FOR ELECTRICAL WORK (FEET)	PUSHED CONDUIT (FEET)	
FROM	TO	#4	#6	#8	#10	1"	1 1/2"	2"		1 1/2"	2"
22+30	22+32							5	2		
22' LT	22' LT										
22+32	23+25	218	265	141	282			77	71	22	
22' LT	22' LT										
23+25	24+22	348	279	148	296			81	75	25	
22' LT	18' LT										
24+22	24+23	372	295	156	312			6		106	
18' LT	84' RT										
22+32	22+62							35	32		
26' RT	23' RT										
22+62	23+18	146	193	105	210			6		57	
23' RT	18' RT										
23+18	24+11	218	265	141	282			99	93		
18' RT	18' RT										
24+11	24+23	282	235	126	252			6		73	
18' RT	84' RT										
24+92	24+90							5	2		
21' LT	22' LT										
24+90	24+23	525		604	414			6		154	
22' LT	84' RT										
25+06	24+66							43	40		
25' RT	24' RT										
24+66	24+23	357		436	302			6		98	
24' RT	84' RT										
22+30	24+23							286	141	314	
22' LT	84' RT										
22+32	24+23							264	129	242	
26' RT	84' RT										
24+92	24+23							6		310	
21' LT	84' RT										
25+06	24+23							6		262	
25' RT	84' RT										
23+29	23+50			303	44				38		
44' RT	69' RT										
23+38	23+50			141	26				20		
81' RT	69' RT										
23+50	23+84			313	46				40		
69' RT	69' RT										
24+05	23+84			303	44				38		
44' RT	69' RT										
23+84	23+96			249	26				20		
66' RT	81' RT										
23+96	24+23			333	35				29		
81' RT	84' RT										
TOTALS		2466	1832	1857	3992	221	375	564	770	535	1128



**GENERAL NOTE (THIS SHEET ONLY)**

1. EXCAVATION FOR CONDUIT TUNNELING MACHINE SETUP SHALL BE COORDINATED WITH AREAS THAT SIDEWALK/PAVING WILL BE REPLACED.

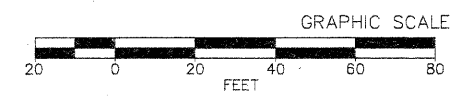
**KEYED NOTES (THIS SHEET ONLY)**

1 EXISTING FIXTURE AND POLE TO BE REMOVED BY AMEREN.

2 COIL AND CAP 2#4 IN BASE FOR FUTURE USE.


3 SEE PANEL AND CONTROLS DETAIL ON SHEET 19.

**NOTE:** CONTRACTOR SHALL FIELD VERIFY/POT HOLE ALL UNDERGROUND UTILITIES PRIOR TO EXCAVATION FOR POLE FOUNDATIONS. POT HOLE/VERIFICATION SHALL BE INCLUDED IN THE LUMP SUM PRICING FOR EACH POLE FOUNDATION TYPE.



SAWCUT, TRENCH AND PATCH EXISTING PAVEMENT AND SIDEWALK TO MATCH ADJACENT SURFACES FOR UNDERGROUND SERVICE ENTRANCE CONDUIT INSTALLATION

APPROXIMATE LOCATION OF EXISTING AMEREN IP POLE. SEE DETAIL ON SHEET 19.



FILE NAME = M:\624-29\CAD\ELECTRICAL\IE SHEETS - REBID REVISED.DWG	USER NAME = JEFF NOLTE	DESIGNED - JEN	REVISED - 2011-08-29
	PLOT SCALE = 4.41/64" = 1"	DRAWN - JEN	REVISED -
	PLOT DATE = 2011-08-29	CHECKED - BEC	REVISED -
		DATE - 2011-05-13	REVISED -

STATE OF ILLINOIS  
DEPARTMENT OF TRANSPORTATION

STREETSCAPE LIGHTING PLAN  
SCALE: 1"=20'  
SHEET NO. 1 OF 3 SHEETS  
STA. 22+29.00 TO STA. 25+06.39

F.A.U. RTE. 9302	SECTION 06-00045-00-SW	COUNTY MONROE	TOTAL SHEETS 24	SHEET NO. 18
COLUMBIA ILLINOIS FEDERAL AID PROJECT			CONTRACT NO. 97466	