F.A.I.	SECTION	COUNTY	TOTAL SHEETS	SHEET NO.
94/90	*	COOK	556	16
STA.		TO STA.		
FED. ROAD DIST. NO.	ILLINOIS	FED. AID PROJECT		

62300 *(1818, ETC, 2324.6-1P)R-8

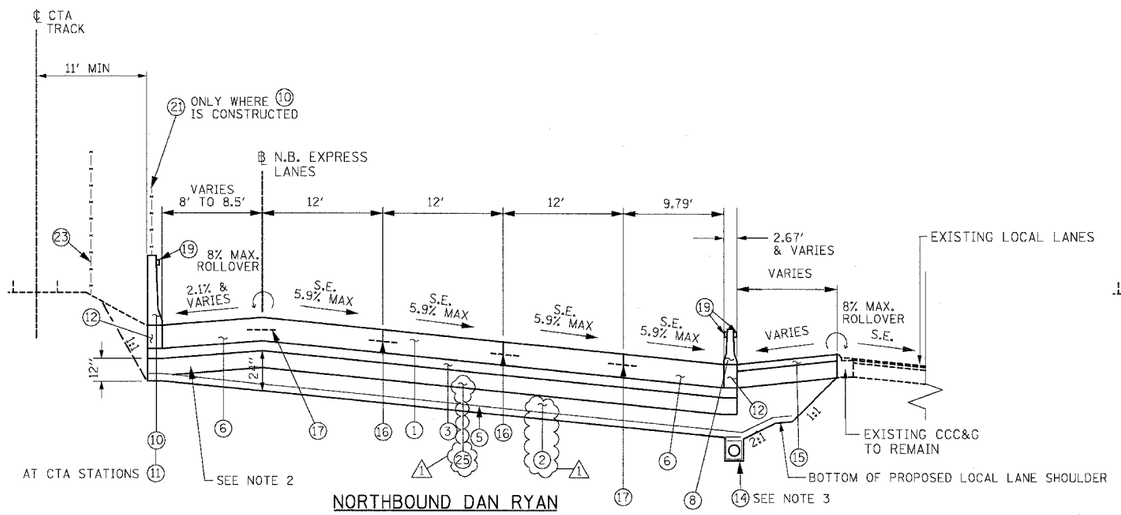

NORTHBOUND DAN RYAN

STA. 2525+47.05 TO STA. 2531+59.12 - SUPERELEVATION = 5.9%
(SUPERELEVATION TRANSITION SECTION FROM STA. 2531+59.12 TO STA. 2536+24.82 IS SIMILAR)

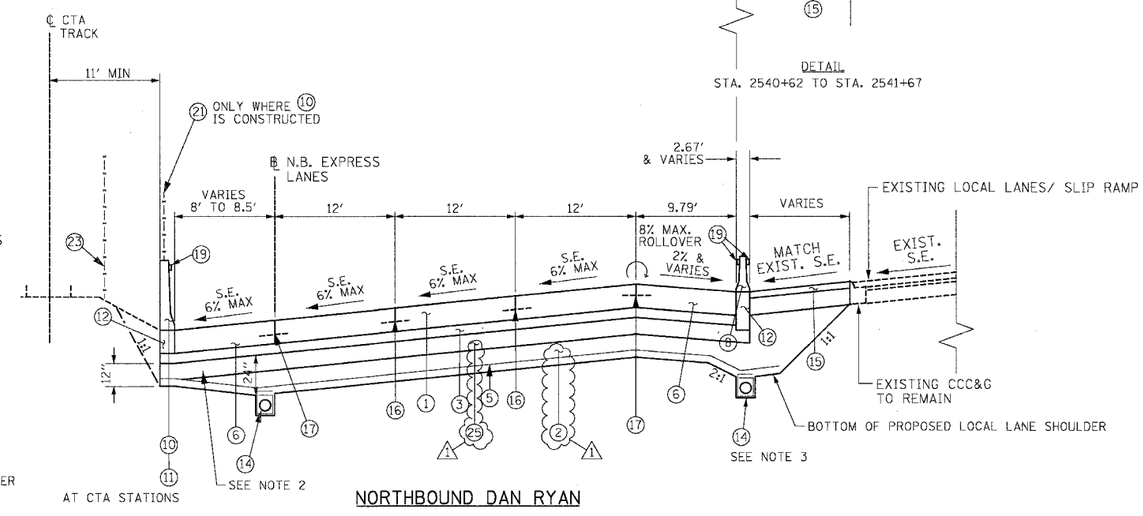

NORTHBOUND DAN RYAN

STA. 2536+24.82 TO STA. 2541+22.82 - SUPERELEVATION = 6.0%
(SUPERELEVATION TRANSITION SECTION FROM STA. 2541+22.82 TO STA. 2544+75.92 IS SIMILAR)

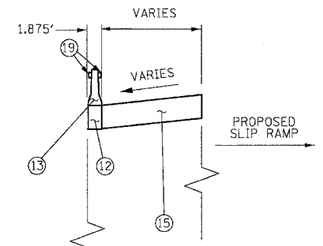

DETAIL
STA. 2540+62 TO STA. 2541+67

PROPOSED LEGEND

1. CONTINUOUSLY REINFORCED PORTLAND CEMENT CONCRETE PAVEMENT 14" AND PAVEMENT REINFORCEMENT 14"
2. EXCAVATE AND PLACE EXISTING GRANULAR MATERIAL (1)
3. STABILIZED SUB-BASE - 6"
4. SUB-BASE GRANULAR MATERIAL, TYPE B - 24" (INCLUDES 3" GRANULAR SUB-BASE CAP)
5. GEOTECHNICAL FABRIC FOR GROUND STABILIZATION
6. PORTLAND CEMENT CONCRETE SHOULDERS 14"
7. COMBINATION CONCRETE CURB AND GUTTER, TYPE M4-24
8. CONCRETE BARRIER, DOUBLE FACE 32"
9. CONCRETE BARRIER, SINGLE FACE 32"
10. CONCRETE BARRIER, SINGLE FACE 42" SPECIAL
11. EXISTING BARRIER WALL MODIFICATIONS AT CTA STATIONS (SEE CIVIL DETAILS)
12. BARRIER BASE
13. TEMPORARY CONCRETE BARRIER (TYPE AND LOCATION AS SHOWN ON PLANS)
14. PIPE UNDERDRAINS 6"
15. TEMPORARY PAVEMENT (INTERSTATE) / TEMPORARY SHOULDERS
16. LONGITUDINAL SAWED OR CONSTRUCTION JOINT. FOR LONGITUDINAL SAWED JOINT, POUR IN PLACE NO. 6 TIE BARS 30" LONG AT 30" C-C. FOR LONGITUDINAL CONSTRUCTION JOINT, DRILL AND GROUT NO. 8 TIE BARS 24" LONG AT 24" C-C.
17. LONGITUDINAL CONSTRUCTION JOINT. DRILL AND GROUT NO. 8 TIE BARS 30" LONG AT 24" C-C.
18. LONGITUDINAL CONSTRUCTION JOINT. DRILL AND GROUT NO. 6 TIE BARS 24" LONG AT 24" C-C.
19. BARRIER WALL MARKERS, TYPE C (80' C-C)
20. TOPSOIL FURNISH AND PLACE 4"; SEEDING CLASS 2A
21. CTA FENCE
22. MONODIRECTIONAL PRISMATIC BARRIER REFLECTOR
23. CHAIN LINK FENCE, 6' (SPECIAL) <USED DURING ADJACENT CONSTRUCTION>
24. CONCRETE MEDIAN SURFACE 6" (SPECIAL)
25. SUB-BASE GRANULAR MATERIAL, TYPE B - 12" (1)

NOTES:

1. ALL TIE BARS SHALL BE DEFORMED AND EPOXY COATED. TIE BARS SHALL BE INCLUDED IN THE COST OF PAVEMENT, SHOULDER, AND CURB AND GUTTER ITEMS AND WILL NOT BE PAID FOR SEPARATELY.
2. (1) THICKNESS OF EXCAVATE AND PLACE EXISTING GRANULAR MATERIAL UNDERNEATH THE SHOULDER ADJACENT TO CTA VARIES FROM 0" UNDERNEATH BARRIER TO 12" ABOVE UNDERDRAIN. THE THICKNESS OF EXCAVATE AND PLACE EXISTING GRANULAR MATERIAL AT UNDERDRAINS BETWEEN EXPRESS AND LOCAL LANES OR SLIP RAMP LANES MAY BE GREATER THAN 12" (SEE UNDERDRAIN DETAIL).
3. THE UNDERDRAIN WILL BE CONSTRUCTED TO PROVIDE FOR SUB-BASE DRAINAGE OF THE FUTURE LOCAL LANES. SEE PIPE UNDERDRAIN DETAILS.
4. (1) SEE SPECIAL PROVISIONS AND EARTHWORK SCHEDULE FOR REQUIREMENTS OF 'EXCAVATE AND PLACE EXISTING GRANULAR MATERIAL'.

TYP-05

REVISIONS	
NAME	DATE
(1) ADDENDUM 1	8/12/05

ILLINOIS DEPARTMENT OF TRANSPORTATION

F.A.I. 94/90 (DAN RYAN EXPRESSWAY)
31ST STREET TO 71ST STREET
NB EXPRESS LANE RECONSTRUCTION

PROPOSED TYPICAL SECTIONS
NORTHBOUND DAN RYAN

SCALE: NTS
DRAWN BY: TER
DATE: 07/07/05
CHECKED BY: JDC

BOWMAN, BARRETT & ASSOCIATES INC.
CONSULTING ENGINEERS
Chicago, Illinois
312.228.0100
www.bbandainc.com

N:\680\cadd\Civil\PLANSHEET\S680_HCT SOD.dgn
08/11/2005 06:32:01 PM