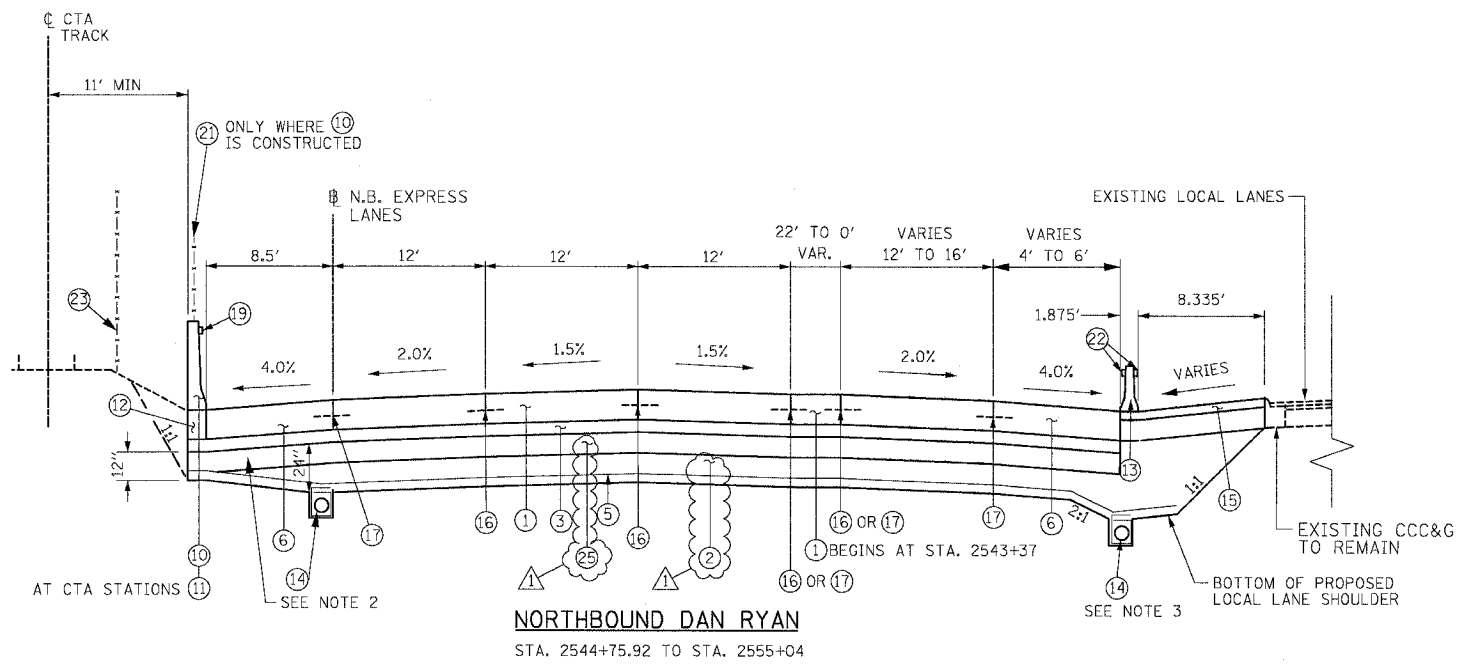
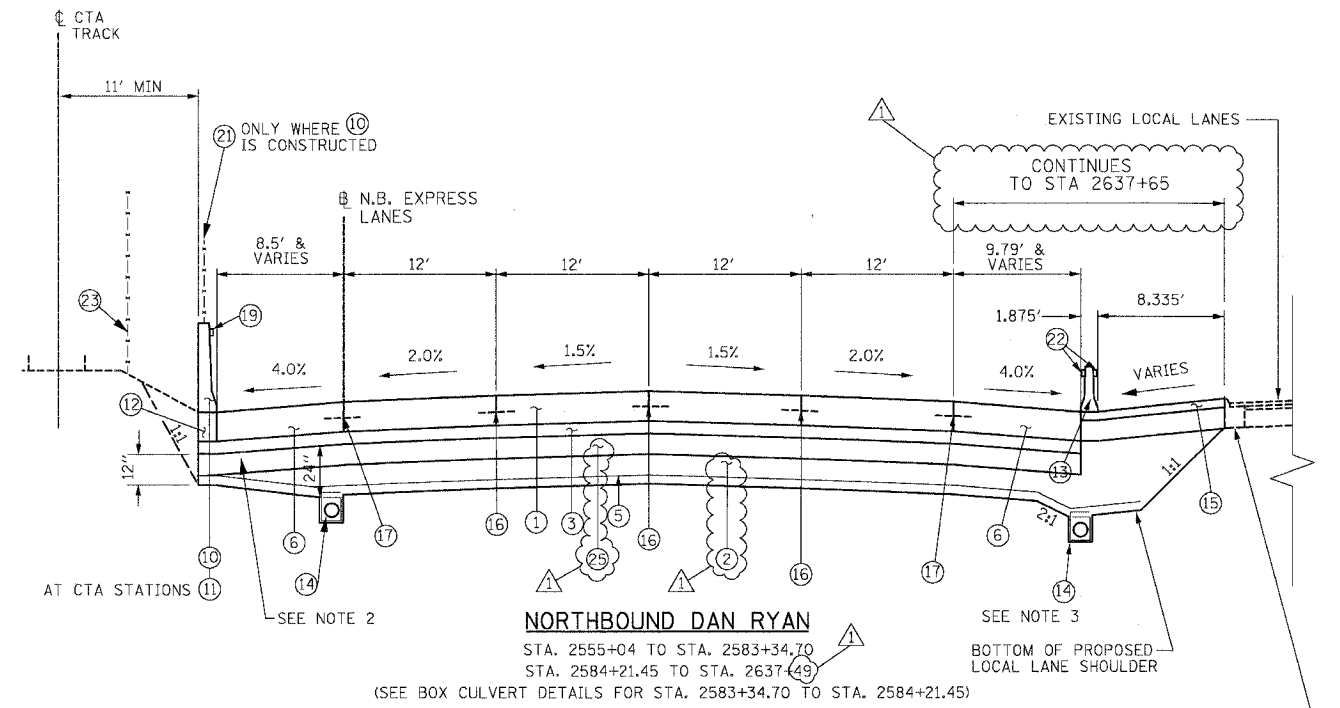


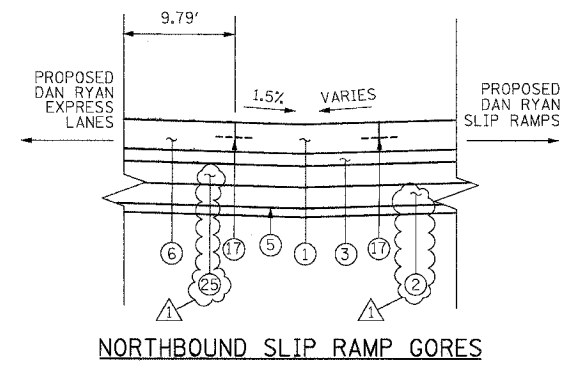
F.A.I.	SECTION	COUNTY	TOTAL SHEETS	SHEET NO.
94/90 *		COOK	556	17
STA.	TO STA.			
FED. ROAD DIST. NO.	ILLINOIS FED. AID PROJECT			
62300	* (1818, ETC. 2324.6-1P)R-8			



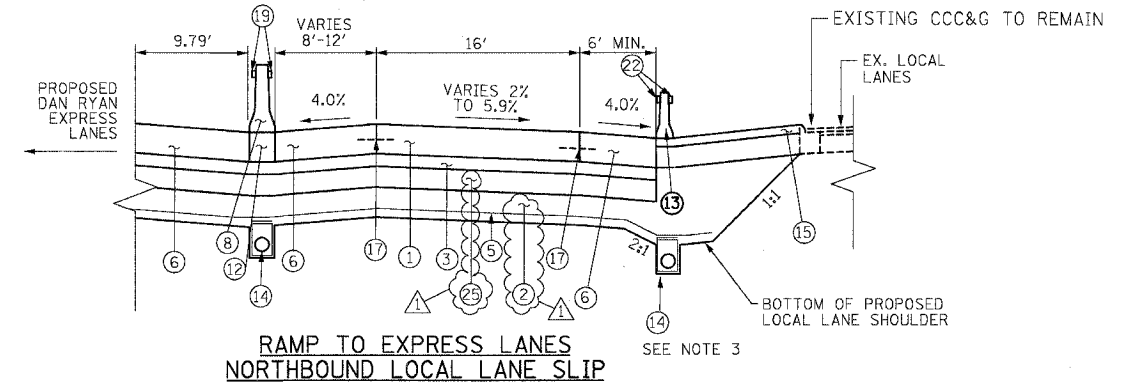
**NORTHBOUND DAN RYAN**  
STA. 2544+75.92 TO STA. 2555+04



**NORTHBOUND DAN RYAN**  
STA. 2555+04 TO STA. 2583+34.70  
STA. 2584+21.45 TO STA. 2637+49  
(SEE BOX CULVERT DETAILS FOR STA. 2583+34.70 TO STA. 2584+21.45)



**NORTHBOUND SLIP RAMP GORES**



**RAMP TO EXPRESS LANES  
NORTHBOUND LOCAL LANE SLIP**

**PROPOSED LEGEND**

- |  |  |
|--|--|
| ① CONTINUOUSLY REINFORCED PORTLAND CEMENT CONCRETE PAVEMENT 14" AND PAVEMENT REINFORCEMENT 14" | ⑩ CONCRETE BARRIER, SINGLE FACE 42" SPECIAL  |
| ② EXCAVATE AND PLACE EXISTING GRANULAR MATERIAL  | ⑪ EXISTING BARRIER WALL MODIFICATIONS AT CTA STATIONS (SEE CIVIL DETAILS)  |
| ③ STABILIZED SUB-BASE - 6"   | ⑫ BARRIER BASE   |
| ④ SUB-BASE GRANULAR MATERIAL, TYPE B - 24" (INCLUDES 3" GRANULAR SUB-BASE CAP)                 | ⑬ TEMPORARY CONCRETE BARRIER (TYPE AND LOCATION AS SHOWN ON PLANS)   |
| ⑤ GEOTECHNICAL FABRIC FOR GROUND STABILIZATION   | ⑭ PIPE UNDERDRAINS 6"  |
| ⑥ PORTLAND CEMENT CONCRETE SHOULDERS 14"   | ⑮ TEMPORARY PAVEMENT (INTERSTATE) / TEMPORARY SHOULDERS  |
| ⑦ COMBINATION CONCRETE CURB AND GUTTER, TYPE M4-24   | ⑯ LONGITUDINAL SAWED OR CONSTRUCTION JOINT. FOR LONGITUDINAL SAWED JOINT, POUR IN PLACE NO. 6 TIE BARS 30" LONG AT 30" C-C. FOR LONGITUDINAL CONSTRUCTION JOINT, DRILL AND GROUT NO. 8 TIE BARS 24" LONG AT 24" C-C. |
| ⑧ CONCRETE BARRIER, DOUBLE FACE 32"  | ⑰ LONGITUDINAL CONSTRUCTION JOINT. DRILL AND GROUT NO. 8 TIE BARS 30" LONG AT 24" C-C.   |
| ⑨ CONCRETE BARRIER, SINGLE FACE 32"  | ⑱ LONGITUDINAL CONSTRUCTION JOINT. DRILL AND GROUT NO. 6 TIE BARS 24" LONG AT 24" C-C.   |
|  | ⑲ BARRIER WALL MARKERS, TYPE C (80' C-C)   |
|  | ⑳ TOPSOIL FURNISH AND PLACE 4"; SEEDING CLASS 2A   |
|  | ㉑ CTA FENCE  |
|  | ㉒ MONODIRECTIONAL PRISMATIC BARRIER REFLECTOR  |
|  | ㉓ CHAIN LINK FENCE, 6' (SPECIAL) <USED DURING ADJACENT CONSTRUCTION>   |
|  | ㉔ CONCRETE MEDIAN SURFACE 6" (SPECIAL)   |
|  | ㉕ SUB-BASE GRANULAR MATERIAL, TYPE B - 12"   |

**NOTES:**

- ALL TIE BARS SHALL BE DEFORMED AND EPOXY COATED. TIE BARS SHALL BE INCLUDED IN THE COST OF PAVEMENT, SHOULDER, AND CURB AND GUTTER ITEMS AND WILL NOT BE PAID FOR SEPARATELY.
- THICKNESS OF EXCAVATE AND PLACE EXISTING GRANULAR MATERIAL UNDERNEATH THE SHOULDER ADJACENT TO CTA VARIES FROM 0" UNDERNEATH BARRIER TO 12" ABOVE UNDERDRAIN. THE THICKNESS OF EXCAVATE AND PLACE EXISTING GRANULAR MATERIAL AT UNDERDRAINS BETWEEN EXPRESS AND LOCAL LANES OR SLIP RAMP LANES MAY BE GREATER THAN 12" (SEE UNDERDRAIN DETAIL).
- THE UNDERDRAIN WILL BE CONSTRUCTED TO PROVIDE FOR SUB-BASE DRAINAGE OF THE FUTURE LOCAL LANES. SEE PIPE UNDERDRAIN DETAILS.
- SEE SPECIAL PROVISIONS AND EARTHWORK SCHEDULE FOR REQUIREMENTS OF EXCAVATE AND PLACE EXISTING GRANULAR MATERIAL.

BOWMAN, BARRETT & ASSOCIATES INC.  
CONSULTING ENGINEERS  
Chicago, Illinois  
312.228.0100  
www.bbainc.com

REVISIONS	
NAME	DATE
ADDENDUM 1	8/12/05

ILLINOIS DEPARTMENT OF TRANSPORTATION  
F.A.I. 94/90 (DAN RYAN EXPRESSWAY)  
31ST STREET TO 71ST STREET  
NB EXPRESS LANE RECONSTRUCTION  
PROPOSED TYPICAL SECTIONS  
NORTHBOUND DAN RYAN  
SCALE: NTS  
DATE: 07/07/05  
DRAWN BY: TER  
CHECKED BY: JDC

TYP-06

06/11/2005 06:32:05 PM