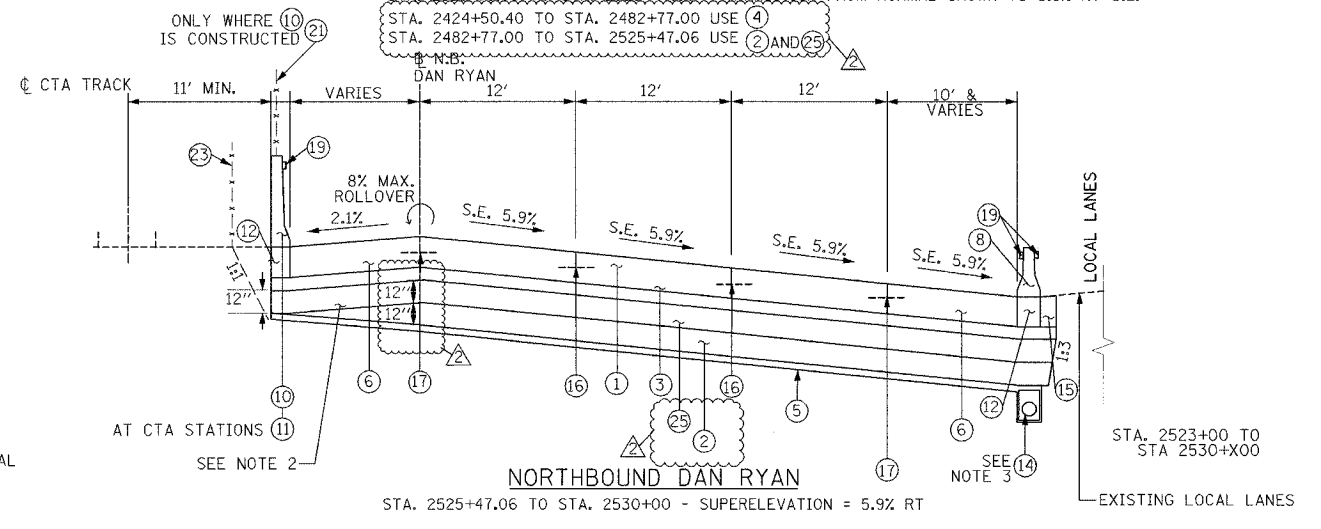
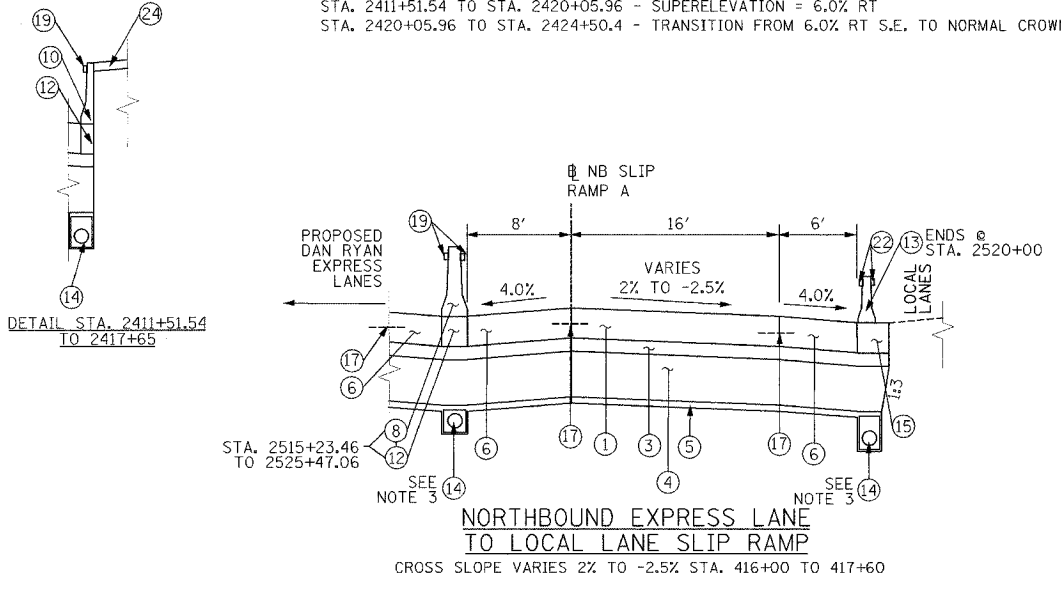
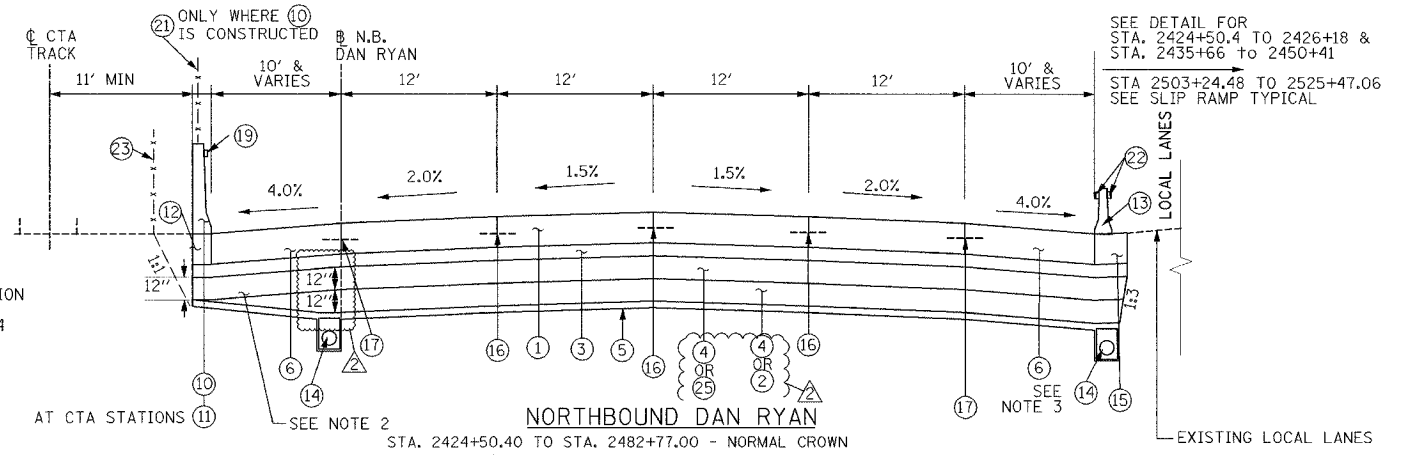
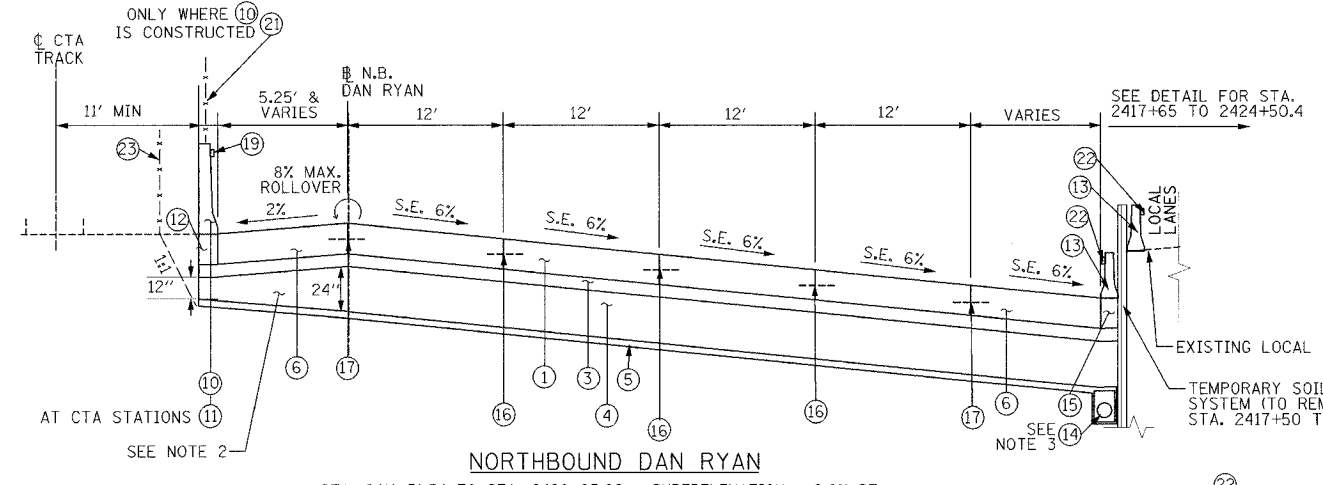


F.A.I. RTE.	SECTION	COUNTY	TOTAL SHEETS	SHEET NO.
94/90		COOK	556	15
STA. TO STA.		FED. ROAD DIST. NO. ILLINOIS FED. AID PROJECT		
62300		(1818, ETC, 2324.6-IPR-8		



- PROPOSED LEGEND**
- (1) CONTINUOUSLY REINFORCED PORTLAND CEMENT CONCRETE PAVEMENT 14" AND PAVEMENT REINFORCEMENT 14"
  - (2) EXCAVATE AND PLACE EXISTING GRANULAR MATERIAL
  - (3) STABILIZED SUB-BASE - 6"
  - (4) SUB-BASE GRANULAR MATERIAL, TYPE B - 24"
  - (5) GEOTECHNICAL FABRIC FOR GROUND STABILIZATION
  - (6) PORTLAND CEMENT CONCRETE SHOULDERS 14"
  - (7) COMBINATION CONCRETE CURB AND GUTTER, TYPE M4-24
  - (8) CONCRETE BARRIER, DOUBLE FACE 32"
  - (9) CONCRETE BARRIER, SINGLE FACE 32"
  - (10) CONCRETE BARRIER, SINGLE FACE, 42" SPECIAL
  - (11) EXISTING BARRIER WALL MODIFICATIONS AT CTA STATIONS (SEE CIVIL DETAILS)
  - (12) BARRIER BASE
  - (13) TEMPORARY CONCRETE BARRIER (TYPE & LOCATION AS INDICATED ON PLANS)
  - (14) PIPE UNDERDRAINS 6"
  - (15) TEMPORARY PAVEMENT (INTERSTATE) / TEMPORARY SHOULDERS
  - (16) LONGITUDINAL SAWED OR CONSTRUCTION JOINT. FOR LONGITUDINAL SAWED JOINT POUR IN PLACE NO. 6 TIE BARS 30" LONG AT 30" C-C. FOR LONGITUDINAL CONSTRUCTION JOINT, DRILL AND GROUT NO. 8 TIE BARS 24" LONG AT 24" C-C.
  - (17) LONGITUDINAL CONSTRUCTION JOINT. DRILL AND GROUT NO. 8 TIE BARS 30" LONG AT 24" C-C.
  - (18) LONGITUDINAL CONSTRUCTION JOINT. DRILL AND GROUT NO. 6 TIE BARS 24" LONG AT 24" C-C.
  - (19) BARRIER WALL MARKER, TYPE C (80' C-C)
  - (20) TOPSOIL FURNISH AND PLACE 4"; SEEDING CLASS 2A
  - (21) CTA FENCE
  - (22) MONODIRECTIONAL PRISMATIC BARRIER REFLECTOR
  - (23) CHAIN LINK FENCE 6' (SPECIAL) (USE DURING ADJACENT CONSTRUCTION)
  - (24) CONCRETE MEDIAN SURFACE 6" (SPECIAL)
  - (25) SUB-BASE GRANULAR MATERIAL, TYPE B - 12"

**STRUCTURAL DESIGN TRAFFIC:**

PV= 125,272	SU= 10,930	YEAR 2020
ROAD/STREET CLASSIFICATION:	P= 8%	MU= 31,949
TRAFFIC FACTOR:	S= 37%	CLASS 1
AC GRADE:	MINIMUM TF= 12.39	AC TYPE= N/A
SUBGRADE SUPPORT RATING: SR= 2.00	BINDER=	SURFACE=

- NOTES:**
- ALL TIE BARS SHALL BE DEFORMED AND EPOXY COATED. TIE BARS SHALL BE INCLUDED IN THE COST OF PAVEMENT, SHOULDER, AND CURB AND GUTTER ITEMS AND WILL NOT BE PAID FOR SEPARATELY.
  - SUB-BASE GRANULAR MATERIAL DEPTH UNDERNEATH SHOULDER ADJACENT TO CTA VARIES FROM 12" UNDERNEATH BARRIER WALL TO 24" ABOVE UNDERDRAIN. THIS AND ALL OTHER VARYING DEPTH SUB-BASE GRANULAR MATERIAL WILL BE PAID FOR AS SUB-BASE GRANULAR MATERIAL, TYPE B, 24".
  - THE UNDERDRAIN WILL BE CONSTRUCTED TO PROVIDE FOR SUB-BASE DRAINAGE OF THE FUTURE LOCAL LANES. SEE PIPE UNDERDRAIN DETAILS.
  - SEE SPECIAL PROVISIONS AND EARTHWORK SCHEDULE FOR REQUIREMENTS OF 'EXCAVATE AND PLACE EXISTING GRANULAR MATERIAL'

**REVISIONS**

NAME	DATE
ADDENDUM 1	8/12/05
ADDENDUM 2	9/16/05

ILLINOIS DEPARTMENT OF TRANSPORTATION  
 F.A.I. 94/90 (DAN RYAN EXPRESSWAY)  
 31ST STREET TO 71ST STREET  
 NB EXPRESS LANE RECONSTRUCTION  
 PROPOSED TYPICAL SECTIONS  
 NORTHBOUND DAN RYAN

SCALE: NONE  
 DATE: 1/7/05  
 DRAWN BY: TAI  
 CHECKED BY: PJM



09/14/2005 02:33:26 PM P:\0300\9235\con\48\15\CADD\AN\48003.dwg