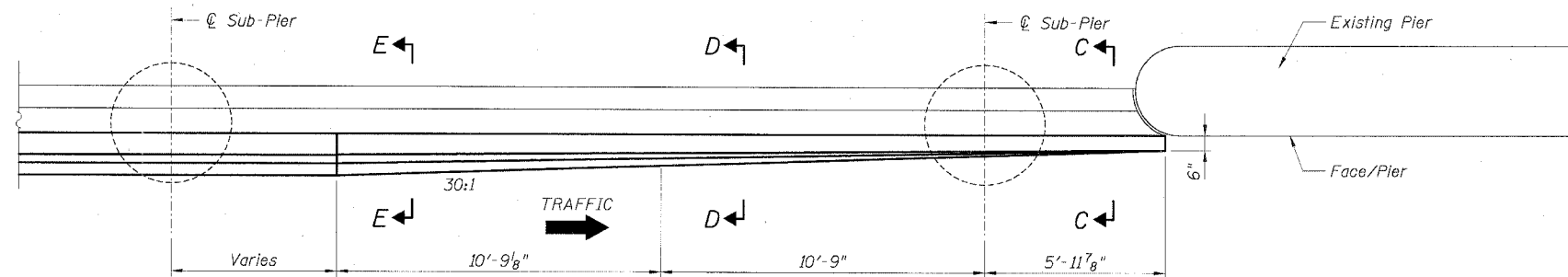


STATE OF ILLINOIS
DEPARTMENT OF TRANSPORTATION

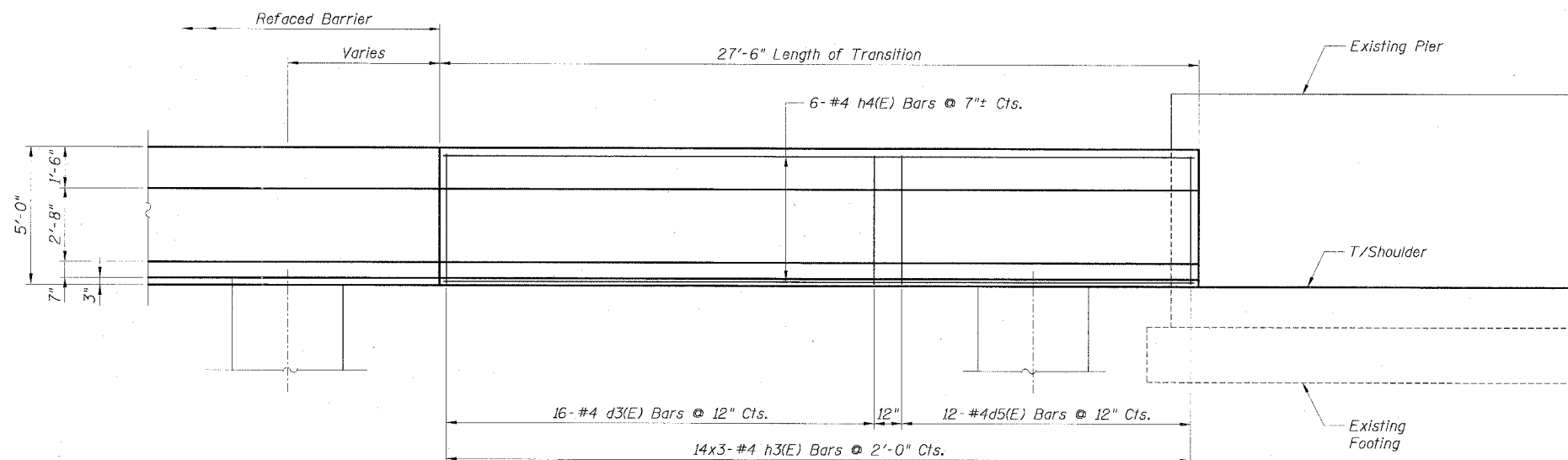
F.A.I. RTE.	SECTION	COUNTY	TOTAL SHEETS	SHEET NO.
90/94		COOK	598	419
STA.	TO STA.			
FED. ROAD DIST. NO. 1	ILLINOIS	FED. AID PROJECT		
• (1818, ETC, 2324.6-IPR-9			62302	

**BILL OF MATERIAL
FOR ONE TRANSITION**

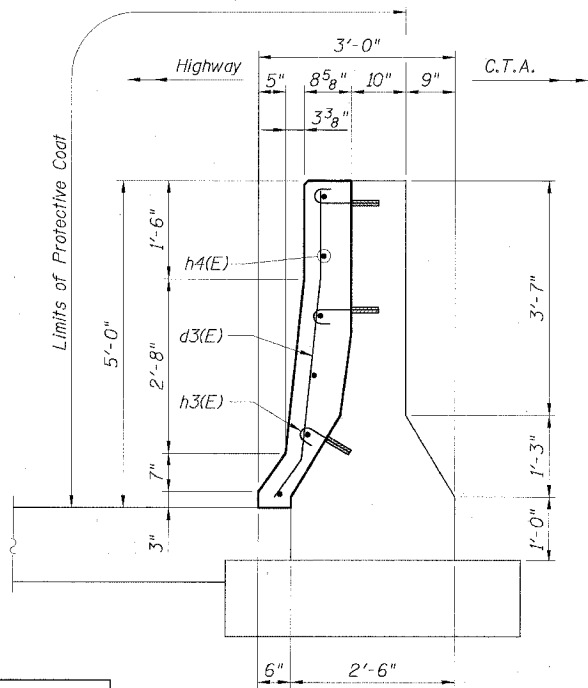
Bar	No.	Size	Length	Shape
d3(E)	16	#4	5'-3"	—
d5(E)	12	#4	4'-8"	—
h3(E)	42	#4	1'-6"	—
h4(E)	6	#4	26'-8"	—
Item	Unit	Quantity		
Reinforcement Bars, Epoxy Coated		250		
Concrete Structures		3.0		
Protective Coat		19.6		
Concrete Removal				



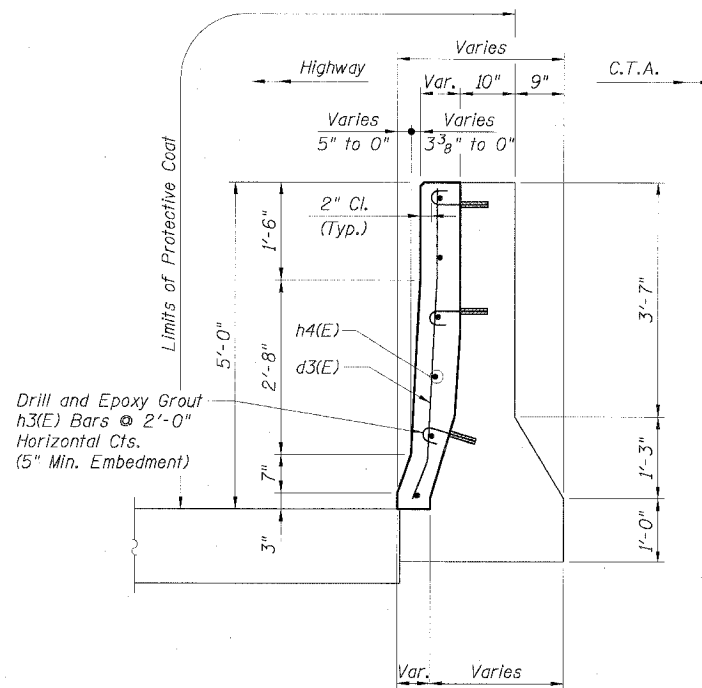
PLAN



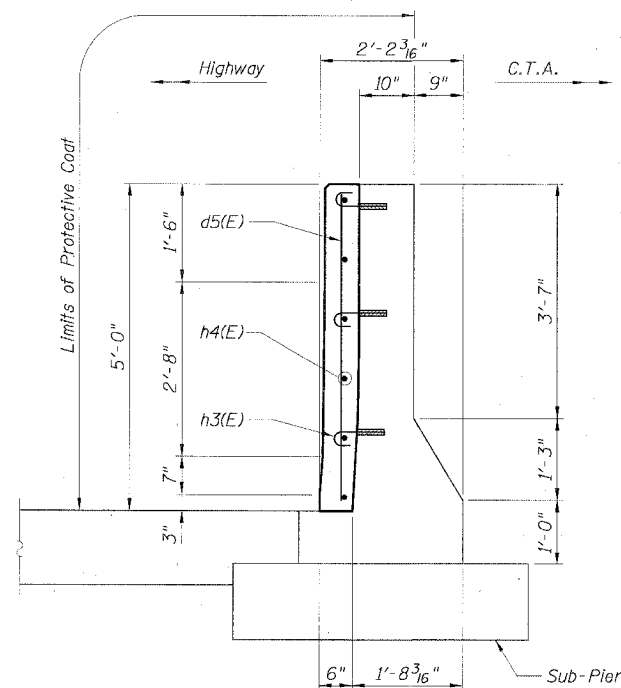
ELEVATION



SECTION E-E

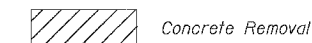


SECTION D-D



SECTION C-C

LEGEND:



NOTES:

1. Drilling and grouting of #4 h3(E) bars shall be in accordance with Section 584 of the Standard Specifications.
2. The cost of drilling holes, furnishing and placing Epoxy Grout and setting #4 h3(E) bars shall be included in the cost per cubic yard for Concrete Structures.
3. Provide joints in facing to match those in the existing barrier.
4. For Refaced Barrier details, see Sheets B4 and B5.
5. For locations of Transition, see Roadway Plans.

REVISIONS	
NAME	DATE

Sheet B11 of 18
ILLINOIS DEPARTMENT OF TRANSPORTATION
F.A.I. 90/94 (DAN RYAN EXPRESSWAY)
EXISTING BARRIER WALL MODIFICATIONS
AT CTA STATIONS
PROPOSED T/S SHOULDER AT OR ABOVE EXISTING
REFACED BARRIER TO PIER
TRANSITION DETAILS (NO TAPER)
SCALE: None DRAWN BY: CHD
DATE: JULY 7, 2005 CHECKED BY: RDP