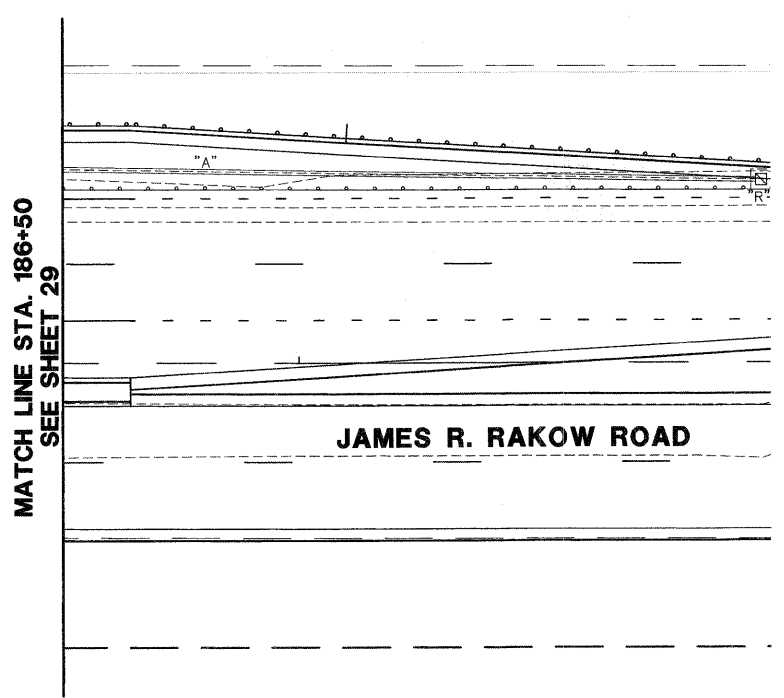
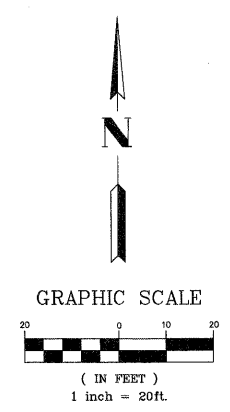


MATCH LINE STA. 180+50
SEE SHEET 29

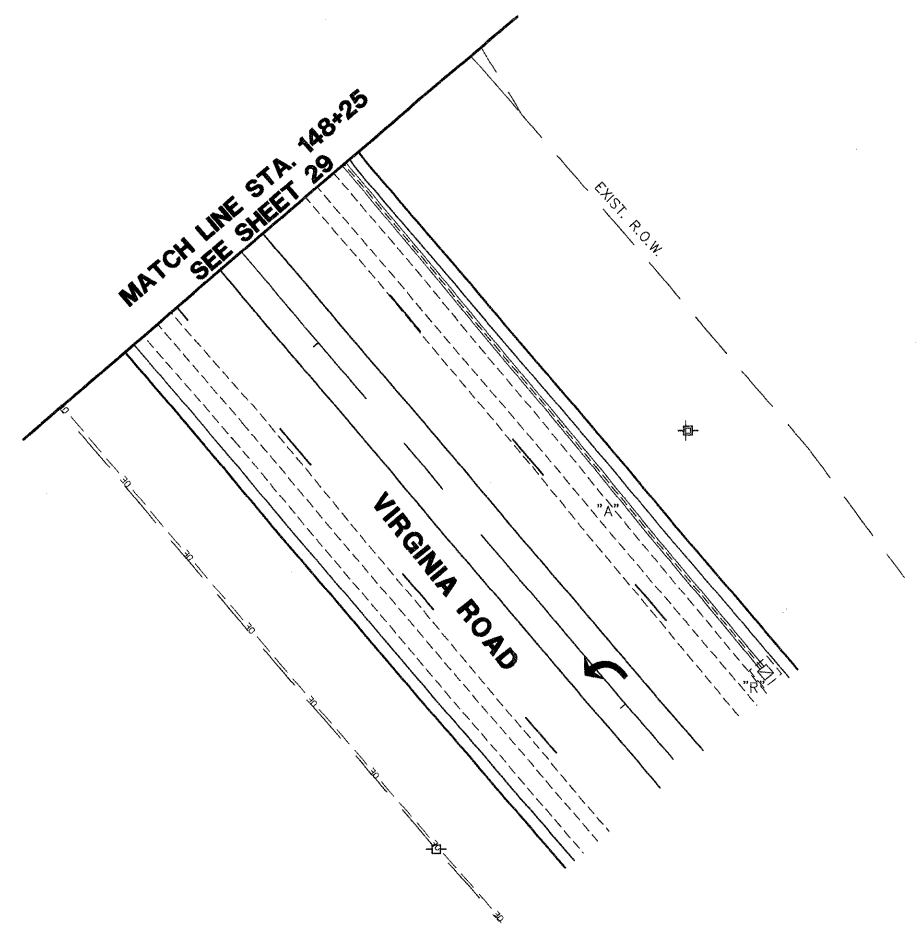


MATCH LINE STA. 186+50
SEE SHEET 29

- NOTES FOR TEMPORARY TRAFFIC SIGNALS**
1. ALL CONTROL EQUIPMENT INCLUDING EMERGENCY PRE-EMPTION AND COMMUNICATION DEVICES FOR THE TEMPORARY TRAFFIC SIGNAL(S) SHALL BE FURNISHED BY THE CONTRACTOR.
 2. ONLY ECONOLITE CONTROLLERS SUPPLIED BY ONE OF THE COUNTY APPROVED CLOSED LOOP EQUIPMENT MANUFACTURERS WILL BE APPROVED FOR USE AT TEMPORARY SIGNAL LOCATIONS. ALL CONTROLLERS USED FOR TEMPORARY TRAFFIC SIGNALS SHALL BE FULLY-ACTUATED NEMA MICROPROCESSOR BASED WITH RS232 DATA ENTRY PORTS COMPATIBLE WITH EXISTING MONITORING SOFTWARE APPROVED BY THE COUNTY INSTALLED IN A NEMA TS1 OR TS2 CABINET.
 3. ALL LED TRAFFIC SIGNAL SECTIONS AND LED PEDESTRIAN SIGNAL SECTIONS SHALL BE 12" HEADS AND SHALL BE PLACED AS INDICATED ON THE TEMPORARY TRAFFIC SIGNAL PLAN OR AS DIRECTED BY THE ENGINEER. THE CONTRACTOR SHALL FURNISH ENOUGH CABLE SLACK TO RELOCATE HEADS TO ANY POSITION ON THE SPAN WIRE FOR CONSTRUCTION STAGING. THE TEMPORARY TRAFFIC SIGNAL SHALL REMAIN IN OPERATION DURING ALL SIGNAL HEAD RELOCATIONS. EACH TEMPORARY TRAFFIC SIGNAL HEAD SHALL HAVE ITS OWN CABLE FROM THE CONTROLLER CABINET TO THE SIGNAL HEAD.
 4. ALL EXISTING STREET NAME AND INTERSECTION REGULATORY SIGNS SHALL BE REMOVED FROM EXISTING POLES, RELOCATED, AND SECURELY FASTENED TO THE SIGNAL SPAN WIRE OR WOOD POLE AS DIRECTED BY THE ENGINEER.
 5. ANY TEMPORARY SIGNAL WITHIN AN EXISTING CLOSED LOOP TRAFFIC SIGNAL SYSTEM SHALL BE INTERCONNECTED TO THAT SYSTEM. ANY TEMPORARY TRAFFIC SIGNAL WITHIN AN ICONS SYSTEM SHALL BE NTCIP COMPATIBLE AND SHALL BE INTERCONNECTED TO THAT SYSTEM.
 6. IF NO TRAFFIC STAGING IS IN PLACE OR WILL NOT BE STAGED ON THE DAY OF THE TURN-ON, THE TEMPORARY TRAFFIC SIGNAL SHALL HAVE THE SIGNAL HEAD DISPLAYS, SIGNAL HEAD PLACEMENTS, AND CONTROLLER PHASING MATCH THE EXISTING TRAFFIC SIGNAL AT THE TIME OF THE TURN-ON.
 7. UPON COMPLETION OF THE PERMANENT TRAFFIC SIGNAL INSTALLATION, THE NEW VIDEO VEHICLE DETECTION SYSTEM COMPLETE, SHALL BE RELOCATED FROM THE TEMPORARY TRAFFIC SIGNAL INSTALLATION TO THE PERMANENT TRAFFIC SIGNAL INSTALLATION. THE NEW VIDEO VEHICLE DETECTION SYSTEM RELOCATION SHALL BE INCLUDED IN THE COST OF "TEMPORARY TRAFFIC SIGNAL INSTALLATION" EACH. IF THE CONTRACTOR DECIDED TO USE THEIR OWN VIDEO DETECTION CAMERAS, THE CAMERAS SHALL REMAIN THE PROPERTY OF THE TRAFFIC SIGNAL CONTRACTOR.
 8. THE CONTRACTOR SHALL RELOCATE THE EXISTING UNINTERRUPTIBLE POWER SUPPLY (UPS)-COMPLETE UNIT TO THE TEMPORARY TRAFFIC SIGNAL INSTALLATION. THE RELOCATION OF THE UPS SHALL BE INCLUDED IN THE COST OF "TEMPORARY TRAFFIC SIGNAL INSTALLATION" EACH. AFTER THE PERMANENT TRAFFIC SIGNAL INSTALLATION HAS BEEN TURNED-ON, THE CONTRACTOR SHALL REMOVE THE UPS AND ARRANGE FOR PICK UP OR DELIVERY OF ALL EQUIPMENT TO THE MCHENRY COUNTY DIVISION OF TRANSPORTATION.
 9. THE CONTRACTOR SHALL INSTALL TEMPORARY INTERSECTION LIGHTING ON THE TEMPORARY WOOD POLES USED FOR THE TEMPORARY TRAFFIC SIGNAL INSTALLATION. ALL LUMINAIRES, ARMS, CABLES, AND ASSOCIATED CONNECTORS SHALL BE INCLUDED IN THE COST OF "TEMPORARY TRAFFIC SIGNAL INSTALLATION" EACH.

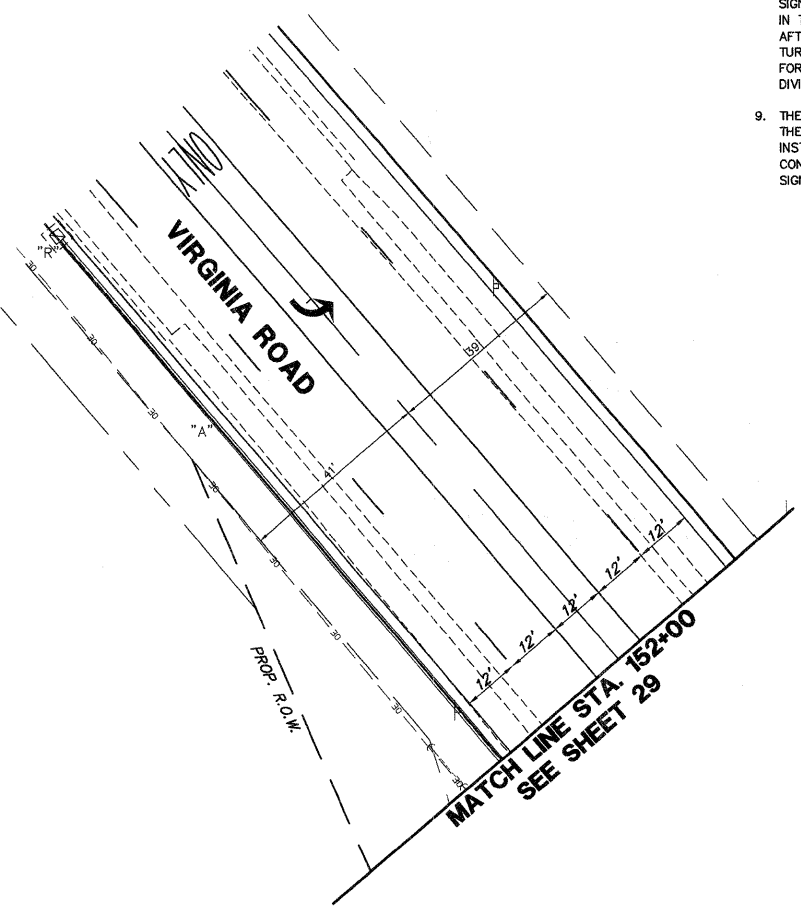
THE TRAFFIC SIGNAL CONTROL EQUIPMENT FOR THIS PROJECT SHALL BE "ECONOLITE" TO MATCH THE EXISTING ADJACENT SYSTEM.

FOR PAVEMENT MARKINGS SEE STRP-5



MATCH LINE STA. 148+25
SEE SHEET 29

MATCH LINE STA. 152+00
SEE SHEET 29



PATRICK ENGINEERING INC.
LISLE, ILLINOIS

GHA GEWALT HAMILTON ASSOCIATES, INC.
850 Forest Edge Drive • Vernon Hills, IL 60061
Consulting Engineers & Surveyors
847-478-9700
FAX: 847-478-9701

FILE NAME =	USER NAME = GHA
4153.800-tr1.dwg	

DESIGNED - DPB	REVISIONS
DRAWN - ZCW	REVISIONS
CHECKED - DPB	REVISIONS
DATE - 8/2/10	REVISIONS

DESIGNED - DPB	REVISIONS
DRAWN - ZCW	REVISIONS
CHECKED - DPB	REVISIONS
DATE - 8/2/10	REVISIONS

DESIGNED - DPB	REVISIONS
DRAWN - ZCW	REVISIONS
CHECKED - DPB	REVISIONS
DATE - 8/2/10	REVISIONS



MCHENRY COUNTY
DIVISION OF TRANSPORTATION

TEMPORARY TRAFFIC SIGNAL INSTALLATION AND REMOVE EXISTING TRAFFIC SIGNAL EQUIPMENT JAMES R. RAKOW RD. AND VIRGINIA RD.
SCALE: 1"=20' SIGNAL SHEET # 30 OF 65 SHEETS STA. TO STA.

F.A.P. RTE.	SECTION	COUNTY	TOTAL SHEETS	SHEET NO.
0336	05-00308-WR	MCHENRY	606	339
CONTRACT #:			63398	
ILLINOIS FED. AID PROJECT				