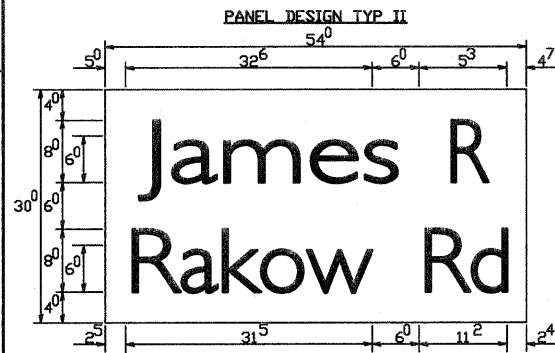
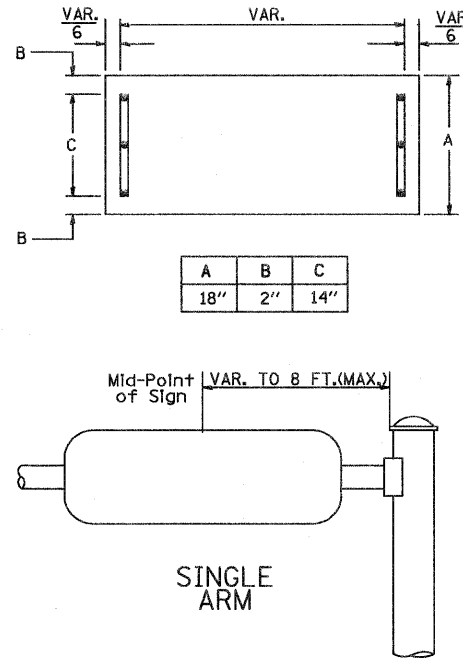


— Sq. M. each
 7.50 Sq. Ft. each
 2 Required
 Design Series D



— Sq. M. each
 11.25 Sq. Ft. each
 2 Required
 Design Series D

SUPPORTING CHANNELS



Upper Case To Lower Case
 Spacing Chart 8-6 Inch Series "C & D"

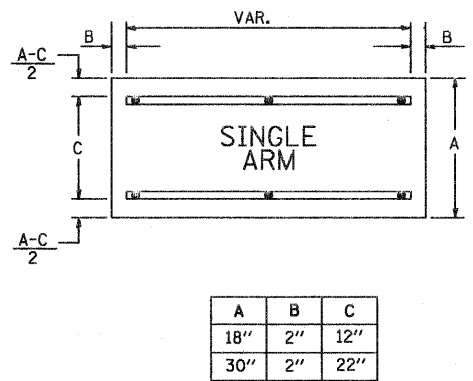
SERIES	SECOND LETTER															
	a c d e		b h i k l		f w		J		s t		v y		x		z	
	g o q	m n p r u	C	D	C	D	C	D	C	D	C	D	C	D	C	D
A W X	1 ²	1 ⁴	1 ⁴	1 ⁵	1 ²	1 ⁴	0 ⁶	1 ⁰	1 ¹	1 ⁴	0 ⁶	1 ⁰	1 ¹	1 ²	1 ²	1 ⁴
B	1 ⁴	1 ⁵	2 ⁰	2 ¹	1 ⁴	1 ⁵	1 ¹	1 ²	1 ⁴	1 ⁵	1 ²	1 ⁴	1 ²	1 ⁴	1 ⁶	1 ⁷
C E G	1 ⁴	1 ⁵	2 ⁰	2 ¹	1 ²	1 ⁴	0 ⁶	1 ⁰	1 ²	1 ⁴	1 ²	1 ⁴	1 ⁴	1 ⁵	1 ⁴	1 ⁵
D O Q R	1 ⁴	1 ⁵	2 ⁰	2 ¹	1 ⁴	1 ⁵	0 ⁶	1 ⁰	1 ²	1 ⁴	1 ²	1 ⁴	1 ⁴	1 ⁵	1 ⁴	1 ⁵
F	0 ⁵	0 ⁶	1 ⁴	1 ⁵	0 ⁶	1 ⁰	0 ⁵	0 ⁶	0 ⁶	1 ⁰	0 ⁶	1 ⁰	0 ⁶	1 ⁰	1 ¹	1 ²
H I M N	2 ⁰	2 ¹	2 ²	2 ⁴	2 ⁰	2 ¹	1 ⁴	1 ⁵	1 ⁶	1 ⁷	1 ⁶	1 ⁷	2 ⁰	2 ¹	2 ⁰	2 ¹
J U	2 ⁰	2 ¹	2 ⁰	2 ¹	1 ⁶	1 ⁷	1 ⁴	1 ⁵	1 ⁶	1 ⁷	1 ⁶	1 ⁷	1 ⁶	1 ⁷	2 ⁰	2 ¹
K L	1 ¹	1 ²	1 ⁶	1 ⁷	1 ¹	1 ²	0 ⁵	0 ⁶	1 ¹	1 ²	1 ¹	1 ²	1 ¹	1 ²	1 ²	1 ⁴
P	1 ²	1 ⁴	1 ⁴	1 ⁵	1 ²	1 ⁴	0 ⁵	0 ⁶	1 ¹	1 ²	1 ¹	1 ²	1 ²	1 ⁴	1 ²	1 ⁴
S	1 ²	1 ⁴	1 ⁶	1 ⁷	1 ²	1 ⁴	0 ⁶	1 ⁰	1 ²	1 ⁴	1 ²	1 ⁴	1 ²	1 ⁴	1 ²	1 ⁴
T	1 ¹	1 ²	1 ⁶	1 ⁷	0 ⁶	1 ⁰	0 ⁶	1 ⁰	1 ¹	1 ²	1 ¹	1 ²	1 ¹	1 ²	1 ²	1 ⁴
V	0 ⁶	1 ⁰	1 ⁴	1 ⁵	1 ¹	1 ²	0 ⁶	1 ⁰	1 ²	1 ⁴	1 ²	1 ⁴	1 ²	1 ⁴	1 ²	1 ⁴
Y	0 ⁵	0 ⁶	1 ⁴	1 ⁵	0 ⁶	1 ⁰	0 ⁵	0 ⁶	0 ⁵	0 ⁷	0 ⁵	0 ⁶	0 ⁶	1 ⁰	1 ¹	1 ²
Z	1 ⁶	1 ⁷	2 ²	2 ⁴	1 ⁶	1 ⁷	1 ²	1 ⁴	1 ⁶	1 ⁷	1 ⁶	1 ⁷	1 ⁶	1 ⁷	2 ⁰	2 ¹

EXAMPLE, 2³ DENOTES 3"

UPPER AND LOWER CASE
 LETTER WIDTHS

LETTERS	6 INCH UPPER CASE LETTERS		8 INCH UPPER CASE LETTERS		LETTERS	6 INCH LOWER CASE LETTERS	
	C	D	C	D		C	D
A	3 ⁶	5 ⁰	5 ⁰	6 ⁵	a	3 ⁵	4 ²
B	3 ²	4 ⁰	4 ³	5 ³	b	3 ⁵	4 ²
C	3 ²	4 ⁰	4 ³	5 ³	c	3 ⁵	4 ¹
D	3 ²	4 ⁰	4 ³	5 ³	d	3 ⁵	4 ²
E	3 ⁰	3 ⁵	4 ⁰	4 ⁷	e	3 ⁵	4 ²
F	3 ⁰	3 ⁵	4 ⁰	4 ⁷	f	2 ³	2 ⁶
G	3 ²	4 ⁰	4 ³	5 ³	g	3 ⁵	4 ²
H	3 ²	4 ⁰	4 ³	5 ³	h	3 ⁵	4 ²
I	0 ⁷	0 ⁷	1 ¹	1 ²	i	1 ¹	1 ¹
J	3 ⁰	3 ⁶	4 ⁰	5 ⁰	j	2 ⁰	2 ²
K	3 ²	4 ¹	4 ³	5 ⁴	k	3 ⁵	4 ²
L	3 ⁰	3 ⁵	4 ⁰	4 ⁷	l	1 ¹	1 ¹
M	3 ⁷	4 ⁵	5 ¹	6 ¹	m	6 ⁰	7 ⁰
N	3 ²	4 ⁰	4 ³	5 ³	n	3 ⁵	4 ²
O	3 ⁴	4 ²	4 ⁵	5 ⁵	o	3 ⁶	4 ³
P	3 ²	4 ⁰	4 ³	5 ³	p	3 ⁵	4 ²
Q	3 ⁴	4 ²	4 ⁵	5 ⁵	q	3 ⁵	4 ²
R	3 ²	4 ⁰	4 ³	5 ³	r	2 ⁶	3 ²
S	3 ²	4 ⁰	4 ³	5 ³	s	3 ⁶	4 ²
T	3 ⁰	3 ⁵	4 ⁰	4 ⁷	t	2 ⁷	3 ²
U	3 ²	4 ⁰	4 ³	5 ³	u	3 ⁵	4 ²
V	3 ⁵	4 ⁴	4 ⁷	6 ⁰	v	4 ²	4 ⁷
W	4 ⁴	5 ²	6 ⁰	7 ⁰	w	5 ⁵	6 ⁴
X	3 ⁴	4 ⁰	4 ⁵	5 ³	x	4 ⁴	5 ¹
Y	3 ⁶	5 ⁰	5 ⁰	6 ⁶	y	4 ⁶	5 ³
Z	3 ²	4 ⁰	4 ³	5 ³	z	3 ⁶	4 ³

SUPPORTING CHANNELS



Lower Case To Lower Case
 Spacing Chart 6 Inch Series "C & D"

SERIES	SECOND LETTER															
	a c d e		b h i k l		f w		J		s t		v y		x		z	
	g o q	m n p r u	C	D	C	D	C	D	C	D	C	D	C	D	C	D
ad h g i j	1 ⁶	1 ⁷	2 ²	2 ⁴	1 ⁶	1 ⁷	1 ²	1 ⁴	1 ⁴	1 ⁵	1 ⁴	1 ⁵	1 ⁶	1 ⁷	1 ⁶	1 ⁷
l m n q u																
b f k o p s	1 ²	1 ⁴	1 ⁶	1 ⁷	1 ¹	1 ²	0 ⁵	0 ⁶	1 ¹	1 ²	1 ¹	1 ²	1 ²	1 ⁴	1 ²	1 ⁴
c e	1 ²	1 ⁴	1 ⁶	1 ⁷	1 ²	1 ⁴	0 ⁶	1 ⁰	1 ²	1 ⁴	1 ²	1 ⁴	1 ²	1 ⁴	1 ²	1 ⁴
r	0 ⁶	1 ⁰	1 ²	1 ⁴	0 ⁶	1 ⁰	0 ³	0 ³	0 ⁵	0 ⁶	0 ⁵	0 ⁶	0 ⁶	1 ⁰	0 ⁶	1 ⁰
t z	1 ²	1 ⁴	1 ⁶	1 ⁷	1 ²	1 ⁴	0 ⁶	1 ⁰	1 ¹	1 ²	1 ¹	1 ²	1 ²	1 ⁴	1 ²	1 ⁴
v y	1 ¹	1 ²	1 ⁴	1 ⁵	1 ¹	1 ²	0 ⁵	0 ⁶	0 ⁶	1 ⁰	0 ⁶	1 ⁰	1 ¹	1 ²	1 ¹	1 ²
w	1 ¹	1 ²	1 ⁴	1 ⁵	1 ¹	1 ²	0 ⁵	0 ⁶	1 ¹	1 ²	1 ¹	1 ²	1 ¹	1 ²	1 ²	1 ⁴
x	1 ²	1 ⁴	1 ⁶	1 ⁷	1 ¹	1 ²	0 ⁵	0 ⁶	1 ¹	1 ²	1 ¹	1 ²	1 ¹	1 ²	1 ²	1 ⁴

Number To Number
 Spacing Chart 8 Inch Series "C & D"

SERIES	SECOND NUMBER																			
	0		1		2		3		4		5		6		7		8		9	
	C	D	C	D	C	D	C	D	C	D	C	D	C	D	C	D	C	D	C	D
0 9	1 ⁶	1 ⁷	1 ⁶	1 ⁷	1 ⁴	1 ⁵	1 ²	1 ⁴	1 ⁴	1 ⁵	1 ⁴	1 ⁵	1 ⁶	1 ⁷	1 ²	1 ⁴	1 ⁶	1 ⁷	1 ⁶	1 ⁷
1	2 ⁰	2 ¹	2 ⁰	2 ¹	2 ⁰	2 ¹	1 ⁶	1 ⁷	1 ⁴	1 ⁵	2 ⁰	2 ¹	2 ⁰	2 ¹	1 ⁴	1 ⁵	2 ⁰	2 ¹	2 ⁰	2 ¹
2 3 4	1 ⁴	1 ⁵	1 ⁴	1 ⁵	1 ⁴	1 ⁵	1 ²	1 ⁴	1 ²	1 ⁴	1 ⁴	1 ⁵	1 ⁴	1 ⁵	1 ¹	1 ²	1 ⁶	1 ⁷	1 ⁴	1 ⁵
5	1 ⁴	1 ⁵	1 ⁴	1 ⁵	1 ⁴	1 ⁵	1 ¹	1 ²	1 ¹	1 ²	1 ⁴	1 ⁵	1 ⁴	1 ⁵	1 ¹	1 ²	1 ⁴	1 ⁵	1 ⁴	1 ⁵
6	1 ⁶	1 ⁷	1 ⁴	1 ⁵	1 ⁴	1 ⁵	1 ²	1 ⁵	1 ²	1 ⁴	1 ⁴	1 ⁵	1 ⁴	1 ⁵	1 ¹	1 ²	1 ⁴	1 ⁵	1 ⁴	1 ⁵
7	1 ²	1 ⁴	1 ²	1 ⁴	1 ⁴	1 ⁵	1 ²	1 ⁵	0 ⁵	0 ⁶	1 ²	1 ⁴	1 ⁴	1 ⁵	1 ¹	1 ²	1 ⁴	1 ⁵	1 ²	1 ⁴
8	1 ⁶	1 ⁷	1 ⁶	1 ⁷	1 ⁴	1 ⁵	1 ²	1 ⁵	1 ²	1 ⁴	1 ⁴	1 ⁵	1 ⁶	1 ⁷	1 ²	1 ⁴	1 ⁶	1 ⁷	1 ⁴	1 ⁵

NUMBER	6 INCH SERIES		8 INCH SERIES	
	C	D	C	D
1	1 ²	1 ⁴	1 ⁵	2 ⁰
2	3 ²	4 ⁰	4 ³	5 ³
3	3 ²	4 ⁰	4 ³	5 ³
4	3 ⁵	4 ³	4 ⁷	5 ⁷
5	3 ²	4 ⁰	4 ³	5 ³
6	3 ²	4 ⁰	4 ³	5 ³
7	3 ²	4 ⁰	4 ³	5 ³
8	3 ²	4 ⁰	4 ³	5 ³
9	3 ²	4 ⁰	4 ³	5 ³
0	3 ⁴	4 ²	4 ⁵	5 ⁵

GENERAL NOTES

- WHERE MAINT ARM MOUNTED STREET NAME SIGNS ARE SPECIFIED, THE MAINT ARM ASSEMBLY AND POLES SHALL BE DESIGNED TO SUPPORT THE LOADINGS CALLED FOR ON STANDARDS 877001, 877002, 877006, 877011 AND 877012, AS APPLICABLE, PLUS TWO (2) SIGN PANELS 2'-6" x 8'-0" MOUNTED AS SHOWN. THE DESIGN SHALL BE IN ACCORDANCE WITH THE REQUIREMENTS OF THE CURRENT "STANDARD SPECIFICATIONS FOR STRUCTURAL SUPPORTS FOR HIGHWAY SIGNS, LUMINAIRES, AND TRAFFIC SIGNALS" AS PUBLISHED BY THE AMERICAN ASSOCIATION OF STATE HIGHWAY AND TRANSPORTATION OFFICIALS FOR 80 M.P.H. WIND VELOCITY.
 - ALL SIGNS SHALL HAVE A WHITE REFLECTORIZED LEGEND AND BORDER ON A GREEN REFLECTORIZED BACKGROUND, TYPE A SHEETING.
 - THE SIGN LENGTH SHOULD BE INCREASED IN 6-INCH INCREMENTS, BUT THE OVERALL LENGTH SHOULD NOT EXCEED 8'-0".
 - ALL BORDERS SHALL BE 3/4" WIDE AND CORNER RADIUS SHALL BE 2-1/4".
 - SIGNFIX ALUMINUM CHANNEL FRAMING SYSTEM SHALL BE USED FOR ALL SIGNS ATTACHED TO SIGNAL POLES AND POSTS. LOCAL SUPPLIERS OF THE SIGNFIX ALUMINUM CHANNEL FRAMING SYSTEM ARE:
 - * J.O. HERBERT CO. MIDLOTHIAN, VA.
 - * WESTERN REMAC INC. WOODRIDGE, IL.
- PARTS LISTING:
 SIGN CHANNEL PART *HPN053 (MED. CHANNEL)
 SIGN SCREWS 1/4" x 14 x 1" H.W.H. #3
 SELF TAPPING WITH NEOPRENE WASHER