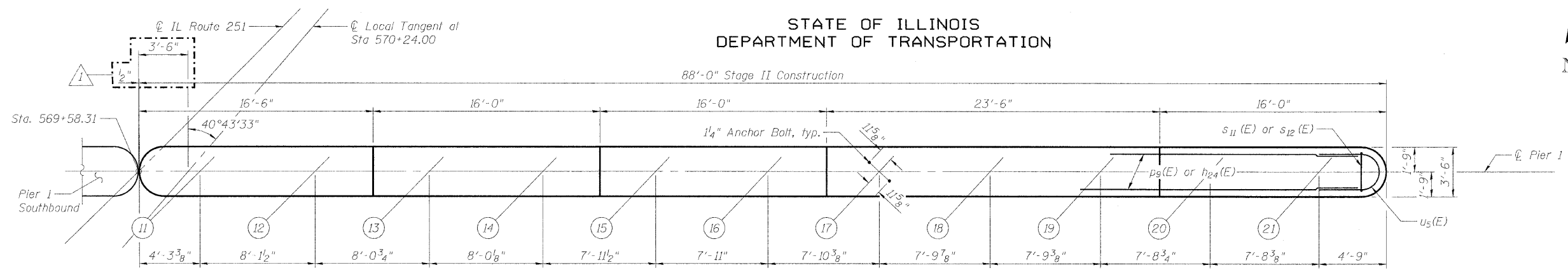
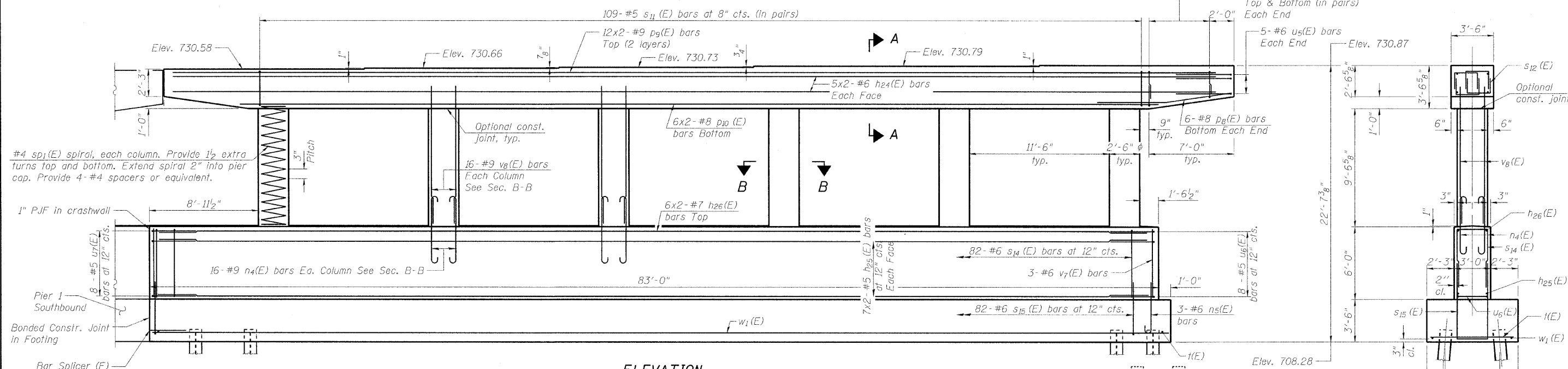


STATE OF ILLINOIS  
DEPARTMENT OF TRANSPORTATION

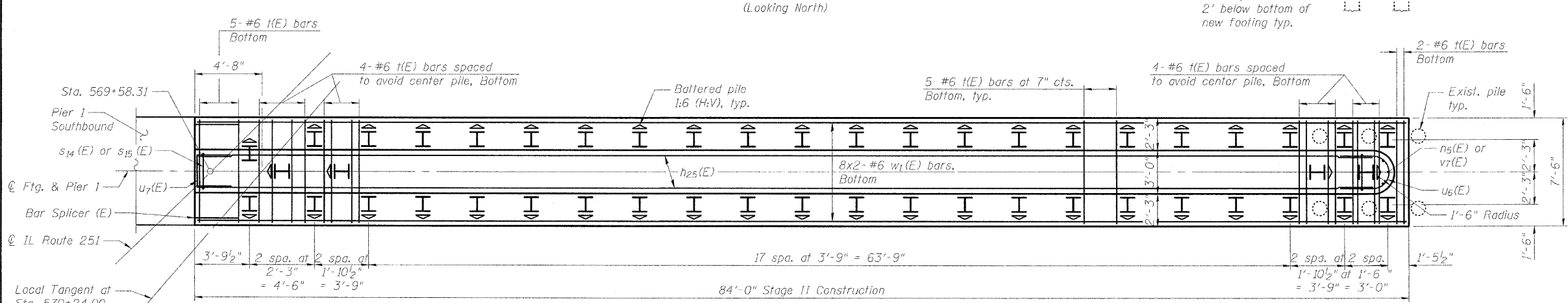


TOP PLAN



ELEVATION  
(Looking North)

END VIEW



FOOTING PLAN

PILE DATA

Type: Steel HP 12x53 with pile shoes  
Nominal Required Bearing: 318 kips  
Factored Resistance Available: 175 kips  
Est. Length: 23 ft  
No. Production Piles: 48  
No. Test Piles: 0

MINIMUM BAR LAPS

- (Piers)
- #5 Bar - 3'-3"
  - #6 Bar - 3'-10"
  - #7 Bar - 5'-10"
  - #8 Bar - 6'-9"
  - #9 Bar - 9'-8"

Note:  
For Section A-A, B-B and Bill of Material, see Sheet 57 of 61.

PIER 1 - NORTHBOUND  
STRUCTURE NO. 101-0190

SHEET NO. 52  61 SHEETS	F.A.* RTE.	SECTION	COUNTY	TOTAL SHEETS	SHEET NO.
	*	1-HBR & 1-2HB-D	WINNEBAGO	216	107
IL RTE 251 & FOREST HILLS RD		CONTRACT NO. 64B79			
FED. ROAD DIST. NO. 7 ILLINOIS FED. AID PROJECT					

\* F.A.P. 303 & F.A.U. 5146

Revised 10/25/10 BHS

g:\projects\2082773\_001\cadd\structural\sheet\1010190-64B79-052-Pier1\_NB.dgn 11/14/12 AM 10/19/2010