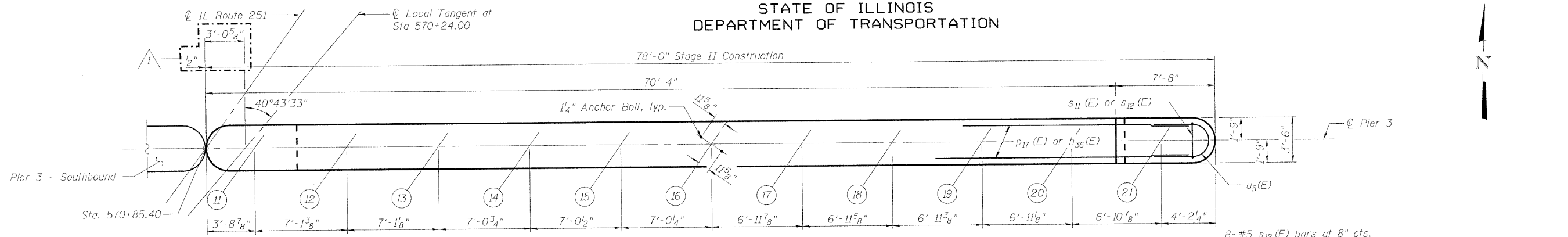
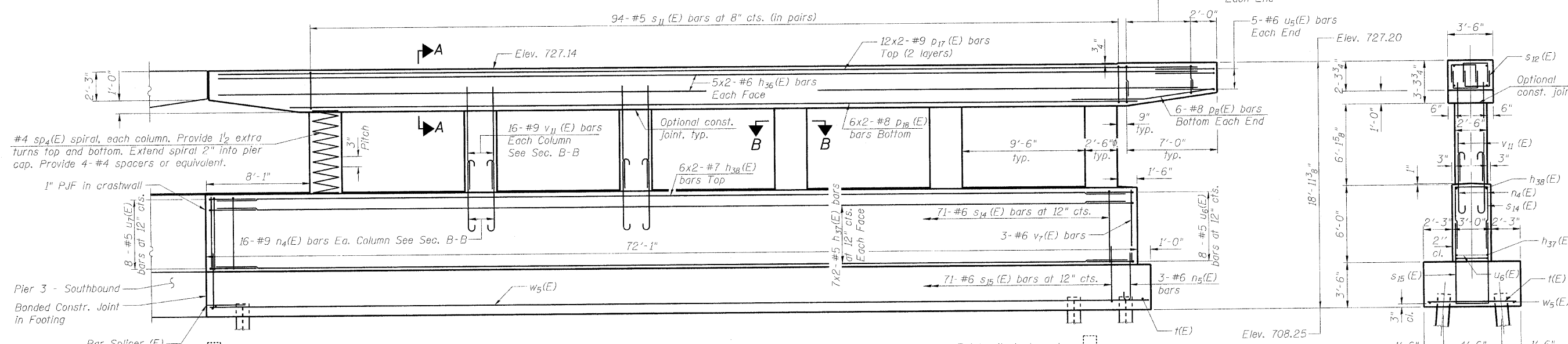


STATE OF ILLINOIS  
DEPARTMENT OF TRANSPORTATION

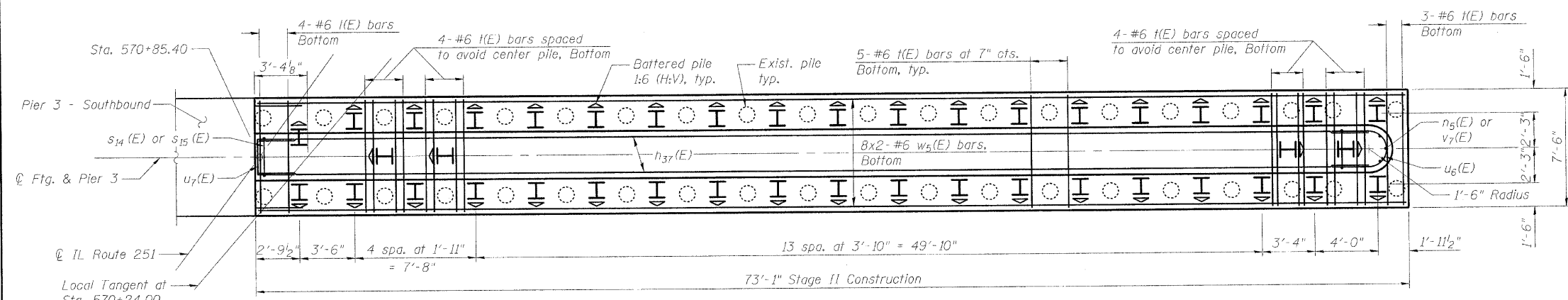


TOP PLAN



ELEVATION  
(Looking North)

END VIEW



FOOTING PLAN

PIER 3 - NORTHBOUND  
STRUCTURE NO. 101-0190

DESIGNED	JY
CHECKED	GSP
DRAWN	MJB
CHECKED	JY

PILE DATA

Type: Steel HP 12x53 with pile shoes  
Nominal Required Bearing: 318 kips  
Factored Resistance Available: 175 kips  
Est. Length: 29 ft  
No. Production Piles: 42  
No. Test Piles: 0

Note:  
For Section A-A, B-B and Bill of Material, see Sheet 57 of 61.

SHEET NO. 56	F.A.* RTE.	SECTION	COUNTY	TOTAL SHEETS	SHEET NO.
	*	1-HBR & 1-2HB-D	WINNEBAGO	216	111
61 SHEETS	IL RTE 251 & FOREST HILLS RD CONTRACT NO. 64B79				
FED. ROAD DIST. NO. 7 ILLINOIS FED. AID PROJECT					

\* F.A.P. 303 & F.A.U. 5146

Revised 10/25/10 BHS