

STATE OF ILLINOIS  
DEPARTMENT OF TRANSPORTATION

**CAMBER DIMENSIONS**

**GIRDER SEGMENT 1**

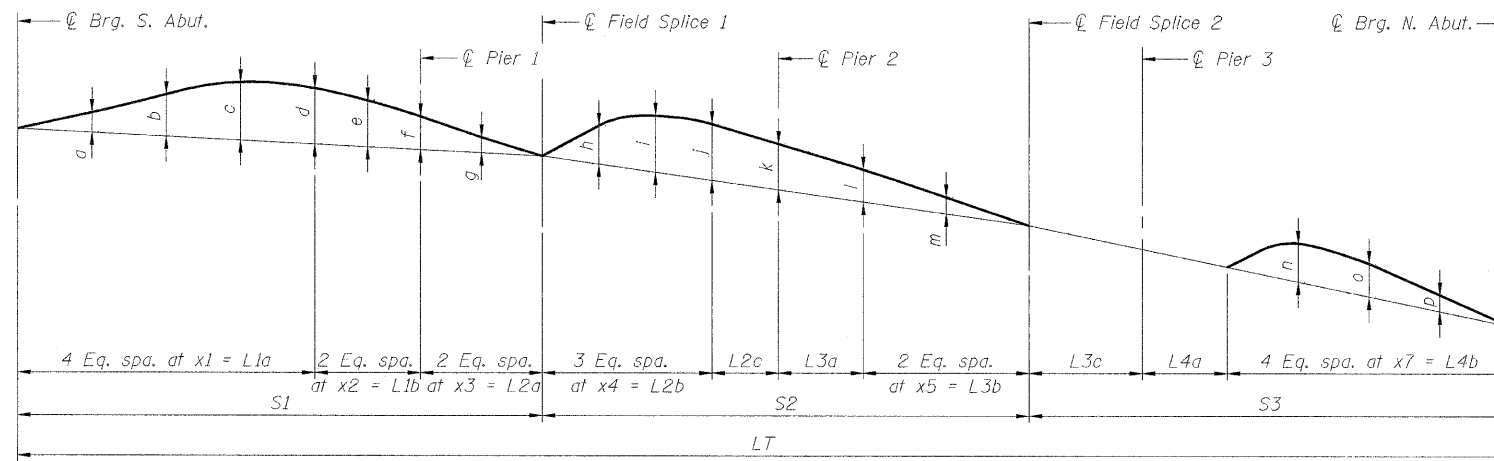
Girder No.	a	b	c	d	e	f	g
1, 2	1 3/4"	3"	3 1/2"	2 1/2"	2"	1 3/4"	1"
3-7, 11, 12	1"	2"	2 1/2"	1 1/2"	1"	3/4"	1 1/2"
8-10, 13-15	3/4"	1 1/2"	2"	1 1/4"	1"	3/4"	1 1/2"
16-21	1/2"	1"	1 1/2"	3/4"	1/2"	-	-

**GIRDER SEGMENT 2**

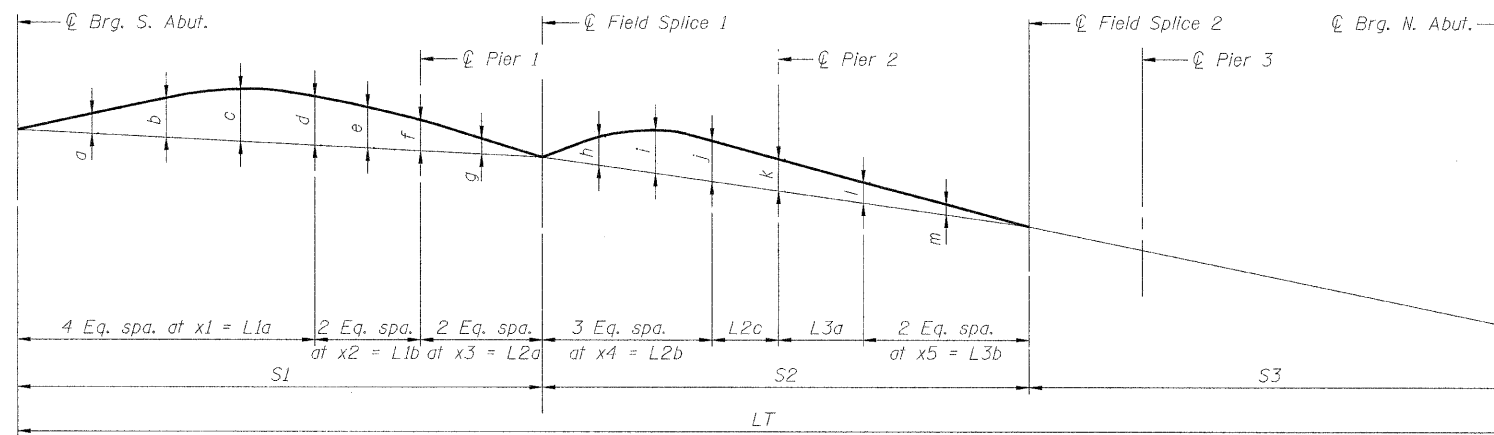
Girder No.	h	i	j	k	l	m
1-9	1 1/2"	2 1/4"	1 3/4"	1 1/2"	1 1/4"	1"
10-16	1"	2"	1 1/2"	1 1/2"	1 1/4"	1"
17-21	1 1/4"	1 3/4"	1 1/2"	1"	1"	3/4"

**GIRDER SEGMENT 3**

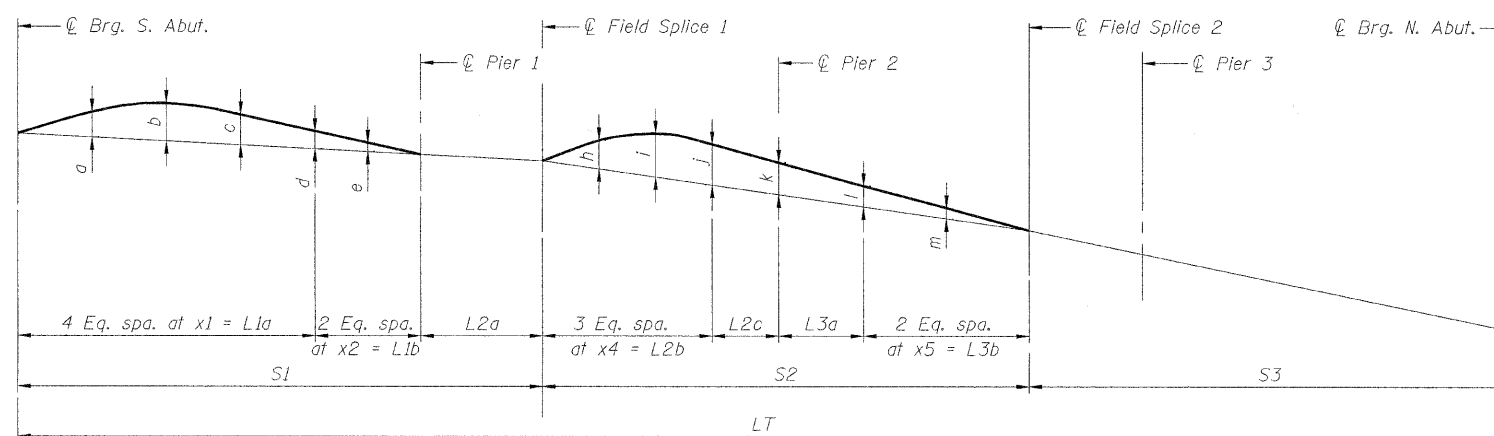
Girder No.	n	o	p
1-4	1"	1 3/4"	1 1/4"
5-10	1 1/4"	1"	3/4"



**CAMBER DIAGRAM - GIRDERS 1 THRU 10**



**CAMBER DIAGRAM - GIRDERS 11 THRU 15**



**CAMBER DIAGRAM - GIRDERS 16 THRU 21**

**TOP OF WEB ELEVATIONS (FOR FABRICATION ONLY)**

Girder No.	℄ Brg. S. Abut.	℄ Pier 1	℄ Field Splice 1	℄ Pier 2	℄ Field Splice 2	℄ Pier 3	℄ Brg. N. Abut.
Girder 1	733.42	733.21	732.93	732.19	731.13	730.50	728.15
Girder 2	733.62	733.30	733.02	732.22	731.12	730.49	728.14
Girder 3	733.79	733.38	733.11	732.24	731.15	730.48	728.14
Girder 4	733.94	733.45	733.16	732.26	731.16	730.47	728.14
Girder 5	734.09	733.52	733.24	732.28	731.18	730.46	728.14
Girder 6	734.22	733.58	733.30	732.30	731.13	730.45	728.15
Girder 7	734.35	733.64	733.31	732.31	731.20	730.44	728.15
Girder 8	734.46	733.69	733.40	732.33	731.22	730.43	728.16
Girder 9	734.57	733.75	733.46	732.34	731.24	730.41	728.17
Girder 10	734.67	733.79	733.46	732.35	731.29	730.40	728.19
Girder 11	734.77	733.84	733.38	732.36	731.07	730.40	728.20
Girder 12	734.85	733.88	733.38	732.37	731.09	730.39	728.22
Girder 13	734.94	733.92	733.49	732.37	731.11	730.39	728.24
Girder 14	735.01	733.95	733.53	732.38	731.01	730.39	728.27
Girder 15	735.09	733.98	733.57	732.39	731.13	730.39	728.29
Girder 16	735.15	734.02	733.63	732.39	731.17	730.40	728.32
Girder 17	735.22	734.05	733.63	732.40	731.16	730.40	728.34
Girder 18	735.28	734.07	733.65	732.40	731.22	730.41	728.37
Girder 19	735.34	734.10	733.68	732.40	731.14	730.43	728.41
Girder 20	735.39	734.12	733.73	732.41	731.20	730.44	728.44
Girder 21	735.44	734.15	733.73	732.41	731.23	730.46	728.47

**CAMBER SPACING (IN FEET)**

Girder No.	x1	x2	x3	x4	x5	x6	x7
Girder 1	14.688	6.343	13.407	10.917	13.000	10.426	11.813
Girder 2	13.188	8.889	12.361	11.250	14.000	10.214	12.500
Girder 3	13.063	8.711	11.164	11.333	13.625	10.678	12.563
Girder 4	12.813	8.808	11.192	10.750	13.250	10.937	12.563
Girder 5	12.563	8.927	10.198	11.583	13.125	11.113	12.750
Girder 6	12.250	9.191	9.725	11.750	13.500	10.411	12.500
Girder 7	12.250	8.850	10.525	10.833	12.875	11.455	12.563
Girder 8	12.000	9.026	8.974	11.833	12.375	11.740	12.500
Girder 9	11.688	9.343	8.532	12.000	12.375	12.182	12.438
Girder 10	10.688	11.049	9.451	9.917	11.125	12.903	12.500
Girder 11	12.438	7.258	11.867	10.000	13.250	9.626	-
Girder 12	11.875	8.121	12.379	9.583	12.500	9.910	-
Girder 13	11.813	7.995	10.505	10.500	13.125	10.218	-
Girder 14	11.625	8.131	9.994	10.583	14.250	8.923	-
Girder 15	11.813	7.526	9.599	10.750	12.500	10.648	-
Girder 16	11.313	8.306	-	10.000	14.250	11.268	-
Girder 17	11.188	8.345	-	10.833	12.000	11.032	-
Girder 18	11.125	8.267	-	11.083	11.000	11.814	-
Girder 19	10.750	8.822	-	10.750	12.250	10.611	-
Girder 20	10.875	8.385	-	11.333	10.625	11.425	-
Girder 21	10.375	9.204	-	10.333	11.125	11.629	-

Note:  
Work this sheet with Sheets 32 thru 42.

**CAMBER DIAGRAM AND  
TOP OF WEB ELEVATIONS  
STRUCTURE NO. 101-0190**

DESIGNED - JY
CHECKED - GSP
DRAWN - MJB
CHECKED - JY

SHEET NO. 41 61 SHEETS	F.A.* RTE. *	SECTION 1-HBR & 1-2HB-D	COUNTY WINNEBAGO	TOTAL SHEETS 216	SHEET NO. 96
	IL RTE 251 & FOREST HILLS RD CONTRACT NO. 64B79 FED. ROAD DIST. NO. 7 ILLINOIS FED. AID PROJECT				

\* F.A.P. 303 & F.A.U. 5146

9-30-2010 11:09:29 AM g:\project\208273\_001\cadd\structural\sheet\1010190-64b79-041-Camber.dgn